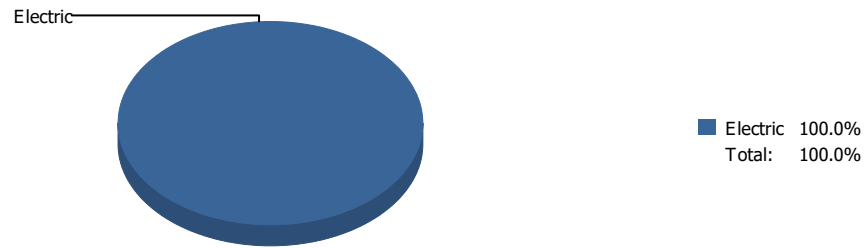
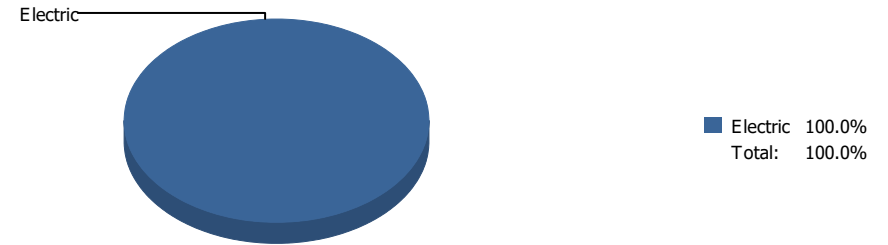


Energy

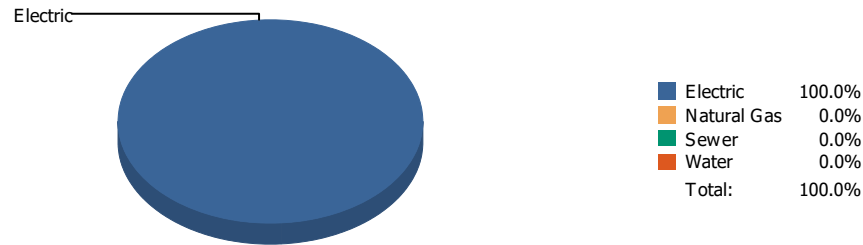


Cost

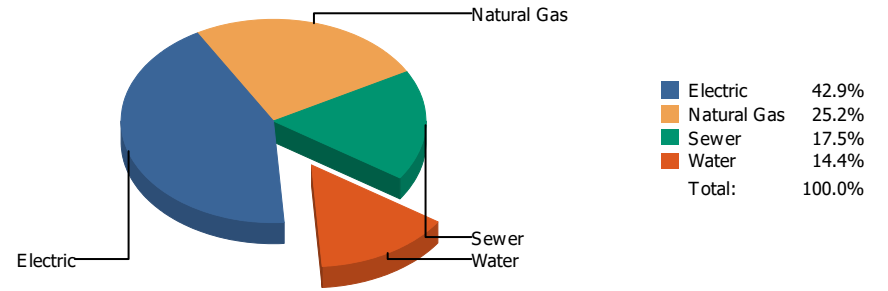


Commodity	Common Use	Energy Use	Energy Use / Area	Total Cost	Cost / Unit	Cost / Area
Place: [ALAMO] ALAMO 101 [BUILDING]						
Area: 58,978 SqFt						
Billing Period: Nov 2019						
ELECTRIC	2,400.00 kWh	8,189 KBtu	0.139 KBtu/SqFt	\$253.54	\$0.106 /kWh	\$0.004 /SqFt
Totals:		8,189 KBtu	0.139 KBtu/SqFt	\$253.54		

Energy

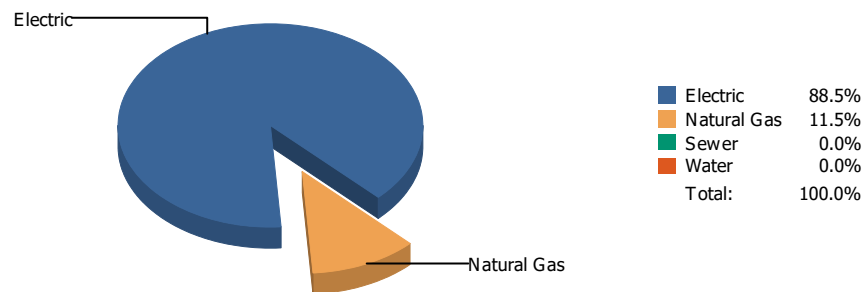


Cost

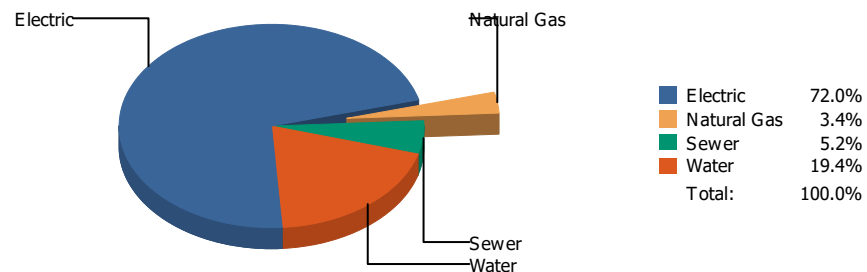


Commodity	Common Use	Energy Use	Energy Use / Area	Total Cost	Cost / Unit	Cost / Area
Place: [ALTA] ALTA VISTA 102 [BUILDING]						
Area: 68,463 SqFt						
Billing Period: Nov 2019						
ELECTRIC	5,550.00 kWh	18,937 KBtu	0.277 KBtu/SqFt	\$499.73	\$0.090 /kWh	\$0.007 /SqFt
NATURALGAS	0.00 CCF	0 KBtu	0.000 KBtu/SqFt	\$293.98	\$0.000 /CCF	\$0.004 /SqFt
SEWER	50.00 CCF			\$203.73	\$4.075 /CCF	\$0.003 /SqFt
WATER	14.00 CCF			\$168.20	\$12.014 /CCF	\$0.002 /SqFt
Totals:		18,937 KBtu	0.277 KBtu/SqFt	\$1,165.64		

Energy

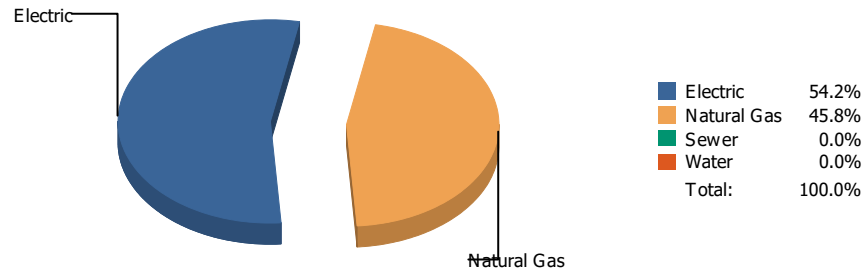


Cost

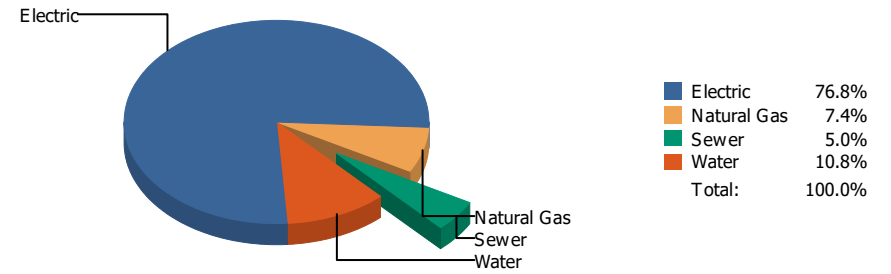


Commodity	Common Use	Energy Use	Energy Use / Area	Total Cost	Cost / Unit	Cost / Area
Place: [ADDRESS] ADDRESS 001 [BUILDING]						
Area: 266,968 SqFt						
Billing Period: Nov 2019						
ELECTRIC	146,775.00 kWh	500,796 KBtu	1.876 KBtu/SqFt	\$14,123.38	\$0.096 /kWh	\$0.052 /SqFt
NATURALGAS	633.00 CCF	65,199 KBtu	0.244 KBtu/SqFt	\$661.41	\$1.045 /CCF	\$0.002 /SqFt
SEWER	388.00 CCF			\$1,021.95	\$2.634 /CCF	\$0.004 /SqFt
WATER	1,048.00 CCF			\$3,803.10	\$3.629 /CCF	\$0.014 /SqFt
Totals:		565,995 KBtu	2.120 KBtu/SqFt	\$19,609.84		

Energy

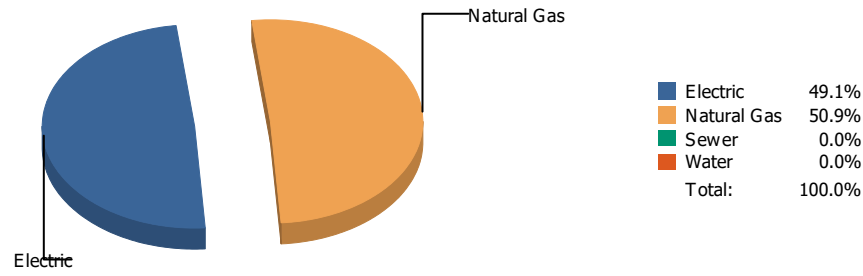


Cost

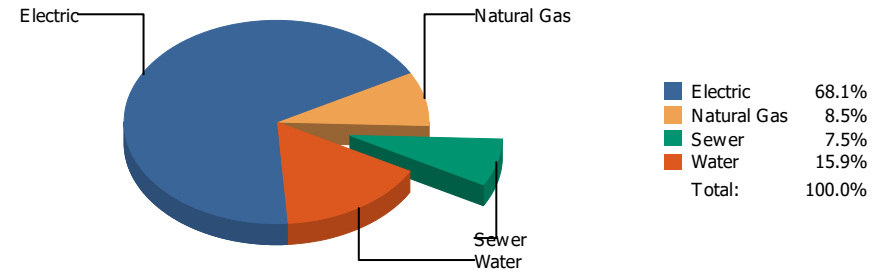


Commodity	Common Use	Energy Use	Energy Use / Area	Total Cost	Cost / Unit	Cost / Area
Place: [AOY] AOY 103 [BUILDING]						
Area: 105,486 SqFt						
Billing Period: Nov 2019						
ELECTRIC	58,128.00 kWh	198,333 KBtu	1.880 KBtu/SqFt	\$8,768.98	\$0.151 /kWh	\$0.083 /SqFt
NATURALGAS	1,630.00 CCF	167,890 KBtu	1.592 KBtu/SqFt	\$842.82	\$0.517 /CCF	\$0.008 /SqFt
SEWER	70.00 CCF			\$567.22	\$8.103 /CCF	\$0.005 /SqFt
WATER	155.00 CCF			\$1,237.26	\$7.982 /CCF	\$0.012 /SqFt
Totals:		366,223 KBtu	3.472 KBtu/SqFt	\$11,416.28		

Energy

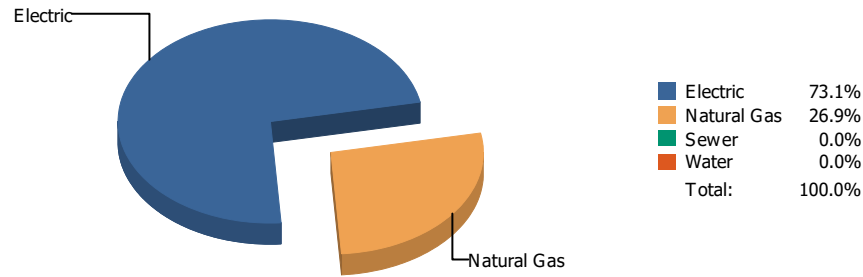


Cost

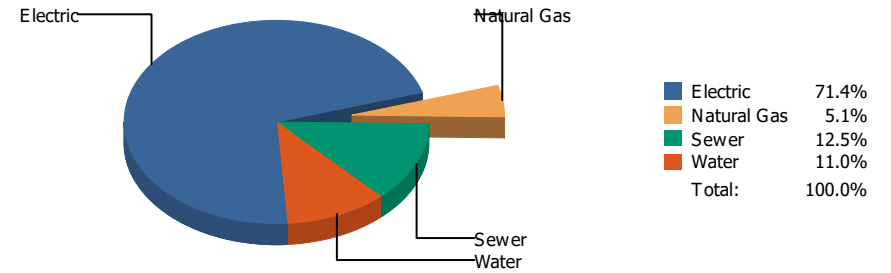


Commodity	Common Use	Energy Use	Energy Use / Area	Total Cost	Cost / Unit	Cost / Area
Place: [ARMENDARIZ_1] ARMENDARIZ MIDDLE SCHOOL [BUILDING]						
Area: 133,779 SqFt						
Billing Period: Nov 2019						
ELECTRIC	75,500.00 kWh	257,606 KBtu	1.926 KBtu/SqFt	\$8,144.54	\$0.108 /kWh	\$0.061 /SqFt
NATURALGAS	2,592.00 CCF	266,976 KBtu	1.996 KBtu/SqFt	\$1,016.34	\$0.392 /CCF	\$0.008 /SqFt
SEWER	269.00 CCF			\$897.10	\$3.335 /CCF	\$0.007 /SqFt
WATER	593.00 CCF			\$1,898.89	\$3.202 /CCF	\$0.014 /SqFt
Totals:		524,582 KBtu	3.921 KBtu/SqFt	\$11,956.87		

Energy

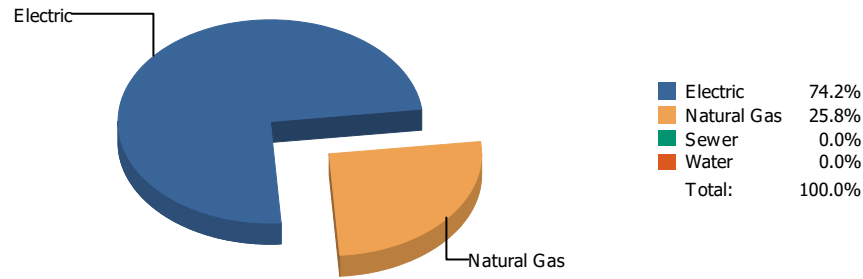


Cost

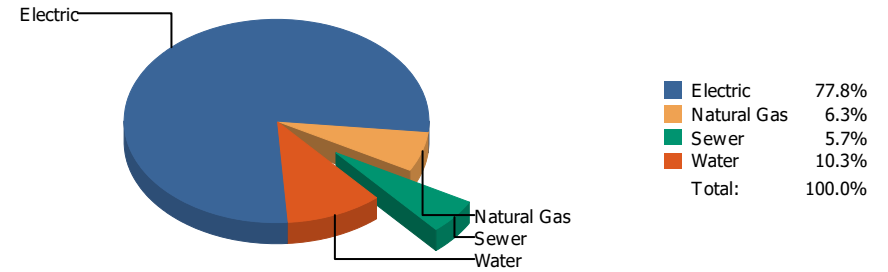


Commodity	Common Use	Energy Use	Energy Use / Area	Total Cost	Cost / Unit	Cost / Area
Place: [AUSTIN] AUSTIN 002 [BUILDING]						
Area: 269,216 SqFt						
Billing Period: Nov 2019						
ELECTRIC	126,625.00 kWh	432,045 KBtu	1.605 KBtu/SqFt	\$13,556.05	\$0.107 /kWh	\$0.050 /SqFt
NATURALGAS	1,546.00 CCF	159,238 KBtu	0.591 KBtu/SqFt	\$973.92	\$0.630 /CCF	\$0.004 /SqFt
SEWER	725.00 CCF			\$2,380.88	\$3.284 /CCF	\$0.009 /SqFt
WATER	316.00 CCF			\$2,084.13	\$6.595 /CCF	\$0.007 /SqFt
Totals:		591,283 KBtu	2.196 KBtu/SqFt	\$18,994.98		

Energy

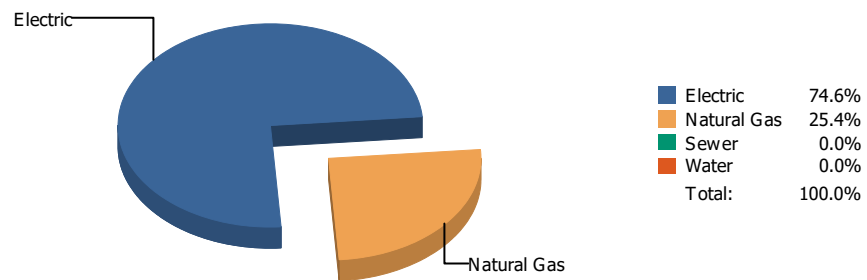


Cost

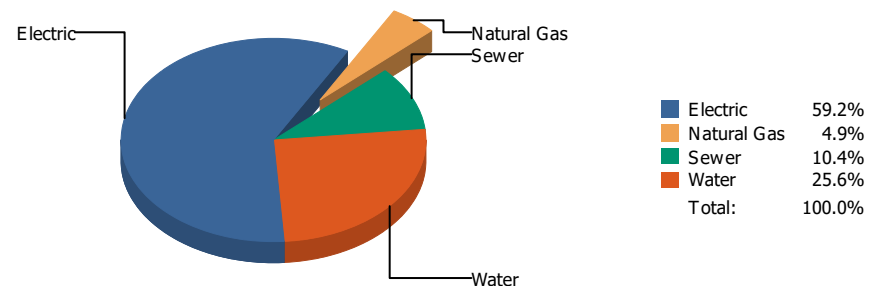


Commodity	Common Use	Energy Use	Energy Use / Area	Total Cost	Cost / Unit	Cost / Area
Place: [BARRON ELEMENTARY] Barron Elementary 165 [BUILDING]						
Area: 87,818 SqFt						
Billing Period: Nov 2019						
ELECTRIC	61,940.00 kWh	211,339 KBtu	2.407 KBtu/SqFt	\$6,682.54	\$0.108 /kWh	\$0.076 /SqFt
NATURALGAS	713.00 CCF	73,439 KBtu	0.836 KBtu/SqFt	\$540.93	\$0.759 /CCF	\$0.006 /SqFt
SEWER	51.00 CCF			\$485.64	\$9.522 /CCF	\$0.006 /SqFt
WATER	181.00 CCF			\$885.76	\$4.894 /CCF	\$0.010 /SqFt
Totals:		284,778 KBtu	3.243 KBtu/SqFt	\$8,594.87		

Energy

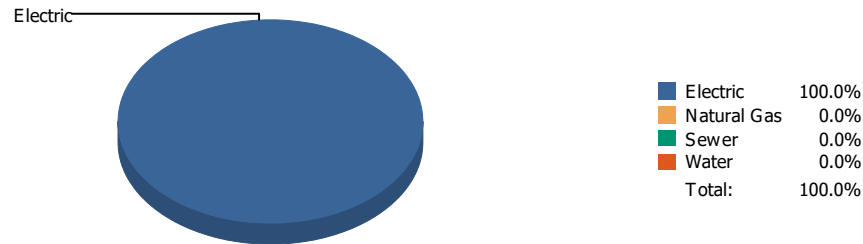


Cost

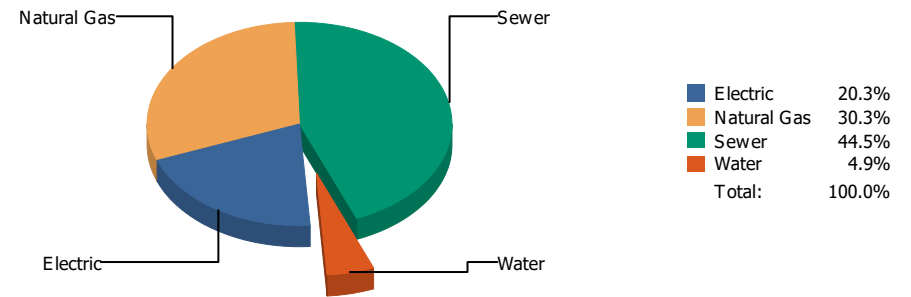


Commodity	Common Use	Energy Use	Energy Use / Area	Total Cost	Cost / Unit	Cost / Area
Place: [BASSETT] BASSETT 049 [BUILDING]						
Area: 174,250 SqFt						
Billing Period: Nov 2019						
ELECTRIC	51,700.00 kWh	176,400 KBtu	1.012 KBtu/SqFt	\$6,006.04	\$0.116 /kWh	\$0.034 /SqFt
NATURALGAS	582.00 CCF	59,946 KBtu	0.344 KBtu/SqFt	\$497.54	\$0.855 /CCF	\$0.003 /SqFt
SEWER	403.00 CCF			\$1,052.85	\$2.613 /CCF	\$0.006 /SqFt
WATER	631.00 CCF			\$2,596.66	\$4.115 /CCF	\$0.015 /SqFt
Totals:		236,346 KBtu	1.356 KBtu/SqFt	\$10,153.09		

Energy

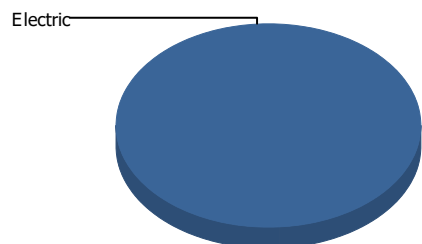


Cost



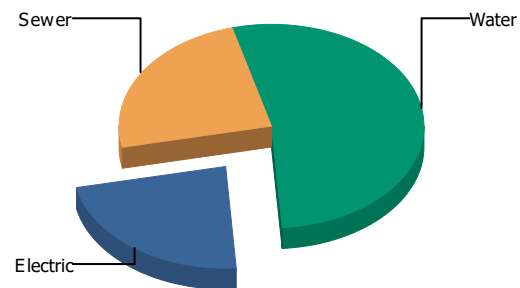
Commodity	Common Use	Energy Use	Energy Use / Area	Total Cost	Cost / Unit	Cost / Area
Place: [BEALL] BEALL 104 [BUILDING]						
Area: 74,454 SqFt						
Billing Period: Nov 2019						
ELECTRIC	1,631.00 kWh	5,565 KBtu	0.075 KBtu/SqFt	\$196.39	\$0.120 /kWh	\$0.003 /SqFt
NATURALGAS	0.00 CCF	0 KBtu	0.000 KBtu/SqFt	\$293.98	\$0.000 /CCF	\$0.004 /SqFt
SEWER	101.00 CCF			\$430.73	\$4.265 /CCF	\$0.006 /SqFt
WATER	0.00 CCF			\$47.86	\$0.000 /CCF	\$0.001 /SqFt
Totals:		5,565 KBtu	0.075 KBtu/SqFt	\$968.96		

Energy



■ Electric 100.0%
 ■ Sewer 0.0%
 ■ Water 0.0%
 Total: 100.0%

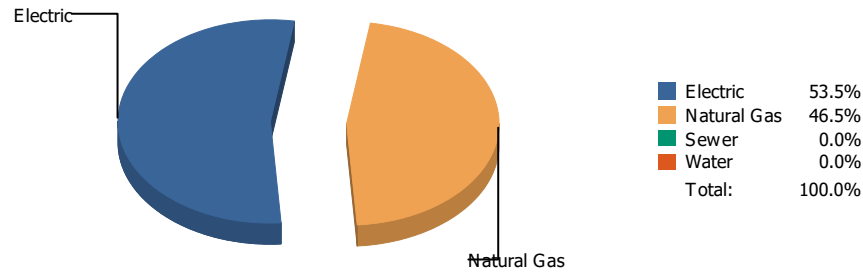
Cost



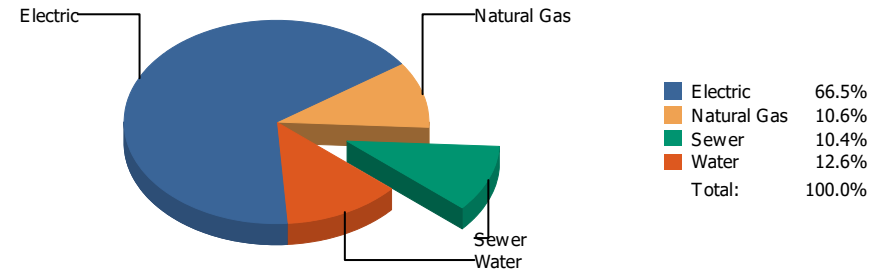
■ Electric 22.8%
 ■ Sewer 24.1%
 ■ Water 53.1%
 Total: 100.0%

Commodity	Common Use	Energy Use	Energy Use / Area	Total Cost	Cost / Unit	Cost / Area
Place: [BLISS] BLISS 105 [BUILDING]						
Area: 78,820 SqFt						
Billing Period: Nov 2019						
ELECTRIC	24,156.00 kWh	82,420 KBtu	1.046 KBtu/SqFt	\$3,045.53	\$0.126 /kWh	\$0.039 /SqFt
SEWER	1,451.00 CCF			\$3,211.73	\$2.213 /CCF	\$0.041 /SqFt
WATER	2,692.00 CCF			\$7,095.77	\$2.636 /CCF	\$0.090 /SqFt
Totals:		82,420 KBtu	1.046 KBtu/SqFt	\$13,353.03		

Energy

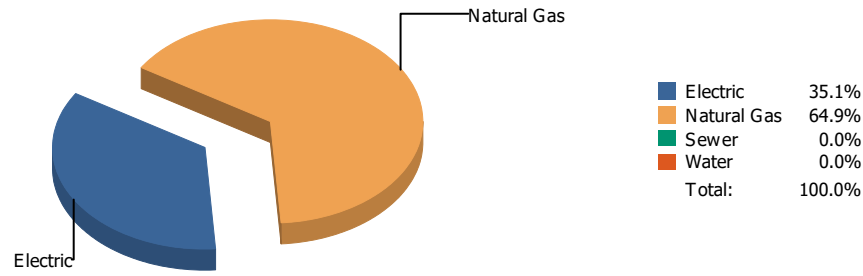


Cost

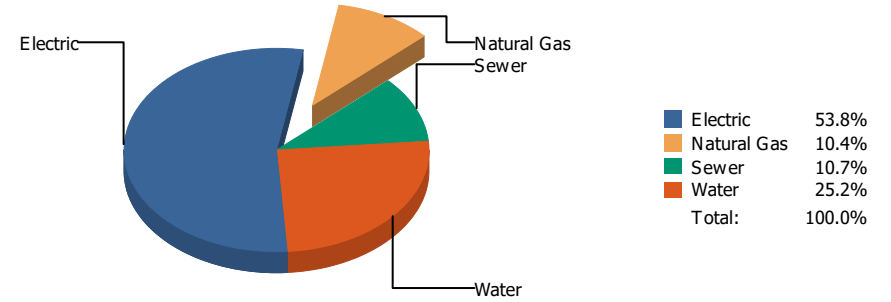


Commodity	Common Use	Energy Use	Energy Use / Area	Total Cost	Cost / Unit	Cost / Area
Place: [BOND_2] BOND 160 [BUILDING]						
Area: 89,988 SqFt						
Billing Period: Nov 2019						
ELECTRIC	29,788.00 kWh	101,637 KBtu	1.129 KBtu/SqFt	\$3,719.48	\$0.125 /kWh	\$0.041 /SqFt
NATURALGAS	857.00 CCF	88,271 KBtu	0.981 KBtu/SqFt	\$590.45	\$0.689 /CCF	\$0.007 /SqFt
SEWER	125.00 CCF			\$580.90	\$4.647 /CCF	\$0.006 /SqFt
WATER	148.00 CCF			\$702.36	\$4.746 /CCF	\$0.008 /SqFt
Totals:		189,908 KBtu	2.110 KBtu/SqFt	\$5,593.19		

Energy

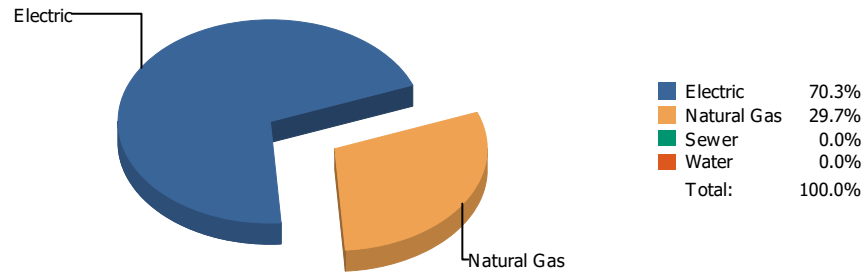


Cost

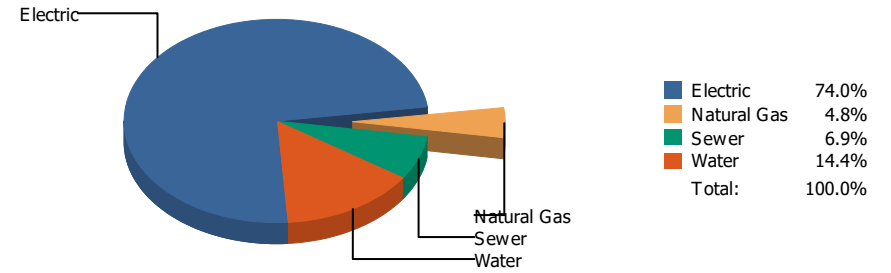


Commodity	Common Use	Energy Use	Energy Use / Area	Total Cost	Cost / Unit	Cost / Area
Place: [BONHAM] BONHAM 106 [BUILDING]						
Area: 53,522 SqFt						
Billing Period: Nov 2019						
ELECTRIC	23,596.00 kWh	80,510 KBtu	1.504 KBtu/SqFt	\$3,292.54	\$0.140 /kWh	\$0.061 /SqFt
NATURALGAS	1,443.00 CCF	148,629 KBtu	2.777 KBtu/SqFt	\$633.74	\$0.439 /CCF	\$0.012 /SqFt
SEWER	222.00 CCF			\$654.46	\$2.948 /CCF	\$0.012 /SqFt
WATER	408.00 CCF			\$1,540.91	\$3.777 /CCF	\$0.029 /SqFt
Totals:		229,139 KBtu	4.281 KBtu/SqFt	\$6,121.65		

Energy

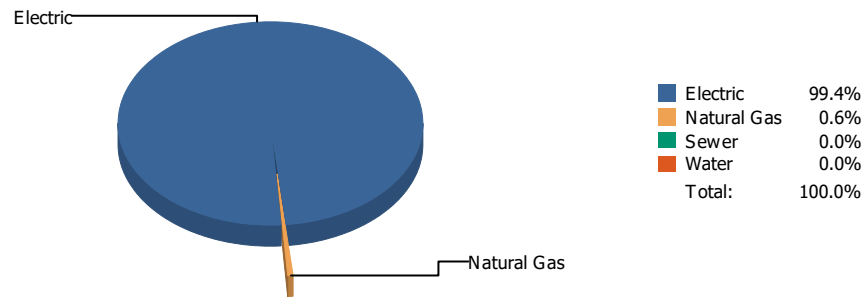


Cost

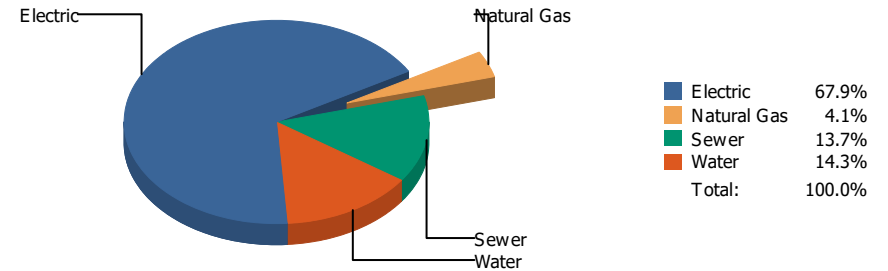


Commodity	Common Use	Energy Use	Energy Use / Area	Total Cost	Cost / Unit	Cost / Area
Place: [BOWIE] BOWIE 003 [BUILDING]						
Area: 282,931 SqFt						
Billing Period: Nov 2019						
ELECTRIC	243,196.00 kWh	829,785 KBtu	2.933 KBtu/SqFt	\$22,184.25	\$0.091 /kWh	\$0.078 /SqFt
NATURALGAS	3,411.00 CCF	351,333 KBtu	1.242 KBtu/SqFt	\$1,430.63	\$0.419 /CCF	\$0.005 /SqFt
SEWER	676.00 CCF			\$2,058.92	\$3.046 /CCF	\$0.007 /SqFt
WATER	1,507.00 CCF			\$4,323.15	\$2.869 /CCF	\$0.015 /SqFt
Totals:		1,181,118 KBtu	4.175 KBtu/SqFt	\$29,996.95		

Energy

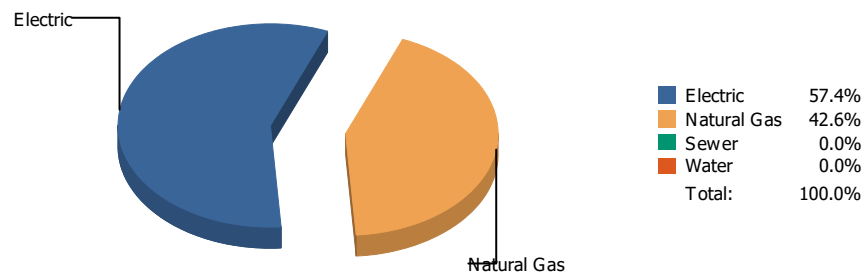


Cost

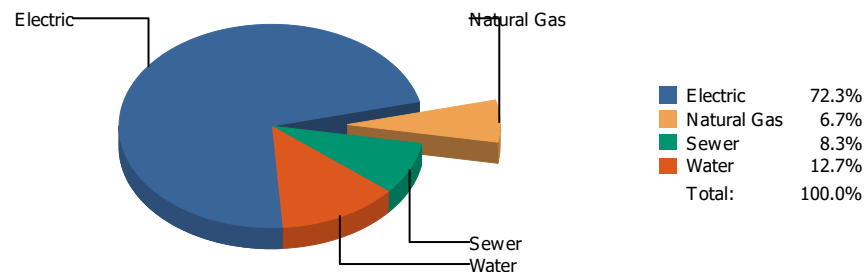


Commodity	Common Use	Energy Use	Energy Use / Area	Total Cost	Cost / Unit	Cost / Area
Place: [BRADLEY] BRADLEY 158 [BUILDING]						
Area: 59,142 SqFt						
Billing Period: Nov 2019						
ELECTRIC	21,600.00 kWh	73,699 KBtu	1.246 KBtu/SqFt	\$2,431.19	\$0.113 /kWh	\$0.041 /SqFt
NATURALGAS	4.00 CCF	412 KBtu	0.007 KBtu/SqFt	\$148.39	\$37.098 /CCF	\$0.003 /SqFt
SEWER	71.00 CCF			\$489.22	\$6.890 /CCF	\$0.008 /SqFt
WATER	73.00 CCF			\$511.01	\$7.000 /CCF	\$0.009 /SqFt
Totals:		74,111 KBtu	1.253 KBtu/SqFt	\$3,579.81		

Energy

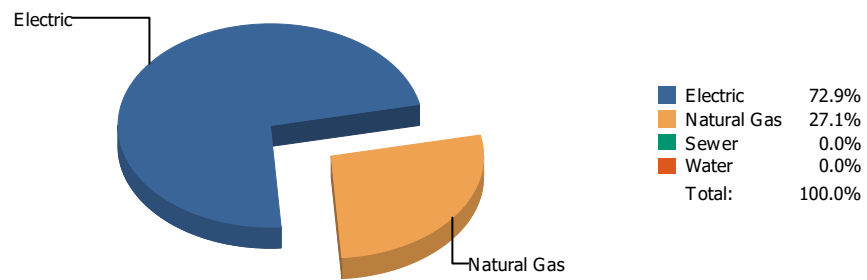


Cost

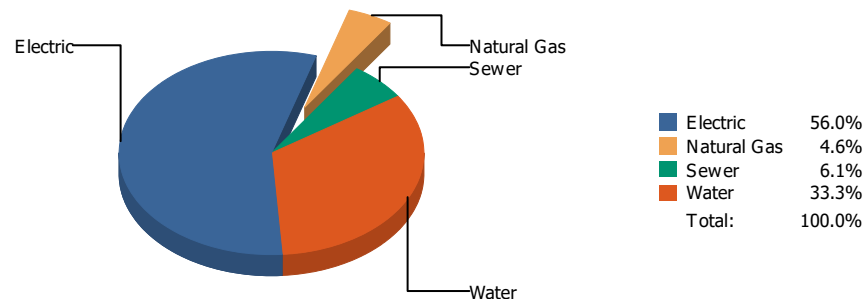


Commodity	Common Use	Energy Use	Energy Use / Area	Total Cost	Cost / Unit	Cost / Area
Place: [BROWN] BROWN MIDDLE SCHOOL 056 [BUILDING]						
Area: 173,263 SqFt						
Billing Period: Nov 2019						
ELECTRIC	101,200.00 kWh	345,294 KBtu	1.993 KBtu/SqFt	\$10,615.80	\$0.105 /kWh	\$0.061 /SqFt
NATURALGAS	2,492.00 CCF	256,676 KBtu	1.481 KBtu/SqFt	\$979.74	\$0.393 /CCF	\$0.006 /SqFt
SEWER	426.00 CCF			\$1,220.52	\$2.865 /CCF	\$0.007 /SqFt
WATER	653.00 CCF			\$1,866.87	\$2.859 /CCF	\$0.011 /SqFt
Totals:		601,970 KBtu	3.474 KBtu/SqFt	\$14,682.93		

Energy

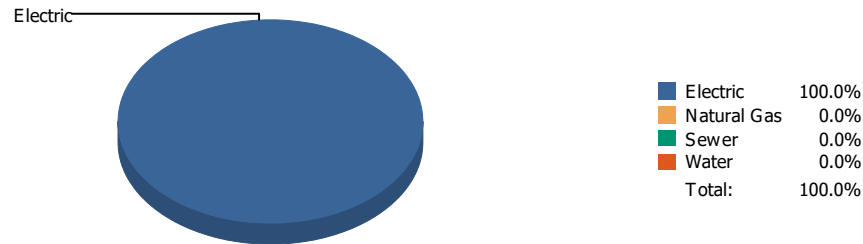


Cost

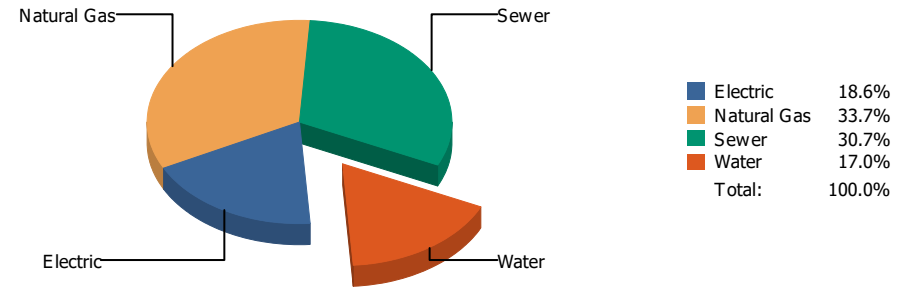


Commodity	Common Use	Energy Use	Energy Use / Area	Total Cost	Cost / Unit	Cost / Area
Place: [BURGES] BURGESS 004 [BUILDING]						
Area: 241,219 SqFt						
Billing Period: Nov 2019						
ELECTRIC	87,785.00 kWh	299,522 KBtu	1.242 KBtu/SqFt	\$9,790.61	\$0.112 /kWh	\$0.040 /SqFt
NATURALGAS	1,083.00 CCF	111,549 KBtu	0.462 KBtu/SqFt	\$812.73	\$0.750 /CCF	\$0.003 /SqFt
SEWER	241.00 CCF			\$1,062.09	\$4.407 /CCF	\$0.004 /SqFt
WATER	1,152.00 CCF			\$5,827.21	\$5.058 /CCF	\$0.024 /SqFt
Totals:		411,071 KBtu	1.704 KBtu/SqFt	\$17,492.64		

Energy



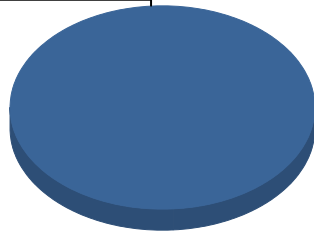
Cost



Commodity	Common Use	Energy Use	Energy Use / Area	Total Cost	Cost / Unit	Cost / Area
Place: [BURLESON] BURLESON 107 [BUILDING]						
Area: 73,772 SqFt						
Billing Period: Nov 2019						
ELECTRIC	2,013.00 kWh	6,868 KBtu	0.093 KBtu/SqFt	\$243.53	\$0.121 /kWh	\$0.003 /SqFt
NATURALGAS	0.00 CCF	0 KBtu	0.000 KBtu/SqFt	\$440.97	\$0.000 /CCF	\$0.006 /SqFt
SEWER	97.00 CCF			\$401.28	\$4.137 /CCF	\$0.005 /SqFt
WATER	95.00 CCF			\$221.79	\$2.335 /CCF	\$0.003 /SqFt
Totals:		6,868 KBtu	0.093 KBtu/SqFt	\$1,307.57		

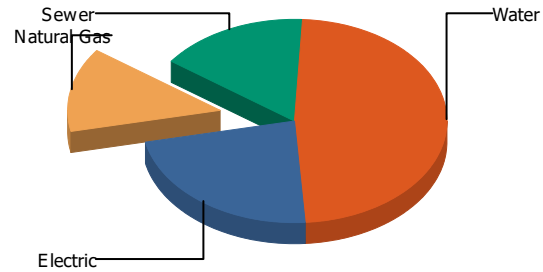
Energy

Electric



Electric	100.0%
Natural Gas	0.0%
Sewer	0.0%
Water	0.0%
Total:	100.0%

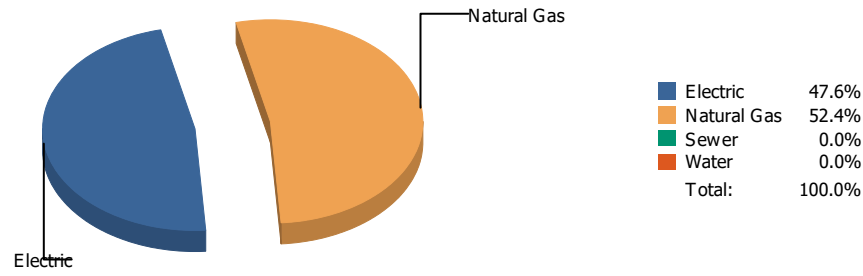
Cost



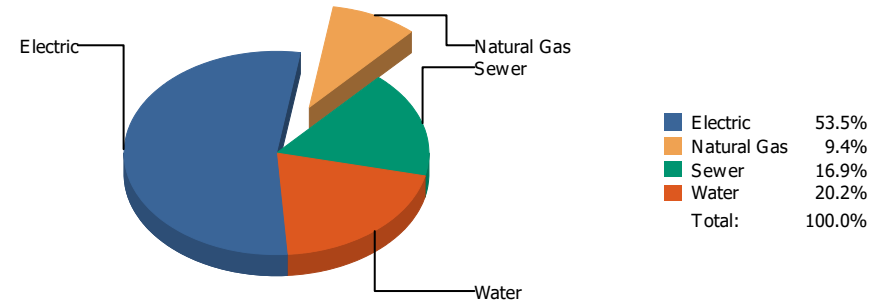
Electric	22.8%
Natural Gas	13.3%
Sewer	15.7%
Water	48.1%
Total:	100.0%

Commodity	Common Use	Energy Use	Energy Use / Area	Total Cost	Cost / Unit	Cost / Area
Place: [BURNET] BURNET 108 [BUILDING]						
Area: 50,520 SqFt						
Billing Period: Nov 2019						
ELECTRIC	4,543.00 kWh	15,501 KBtu	0.307 KBtu/SqFt	\$505.12	\$0.111 /kWh	\$0.010 /SqFt
NATURALGAS	0.00 CCF	0 KBtu	0.000 KBtu/SqFt	\$293.98	\$0.000 /CCF	\$0.006 /SqFt
SEWER	71.00 CCF			\$347.72	\$4.897 /CCF	\$0.007 /SqFt
WATER	254.00 CCF			\$1,063.78	\$4.188 /CCF	\$0.021 /SqFt
Totals:		15,501 KBtu	0.307 KBtu/SqFt	\$2,210.60		

Energy

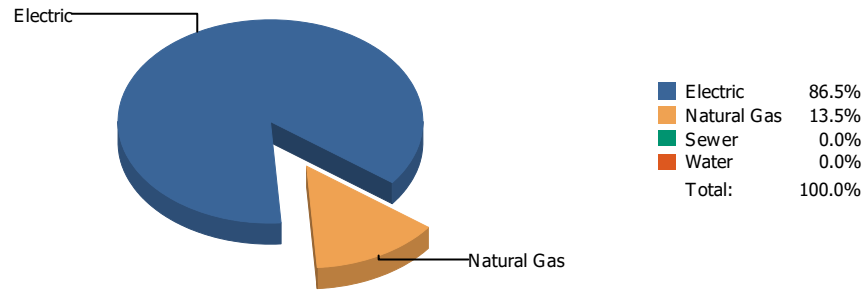


Cost

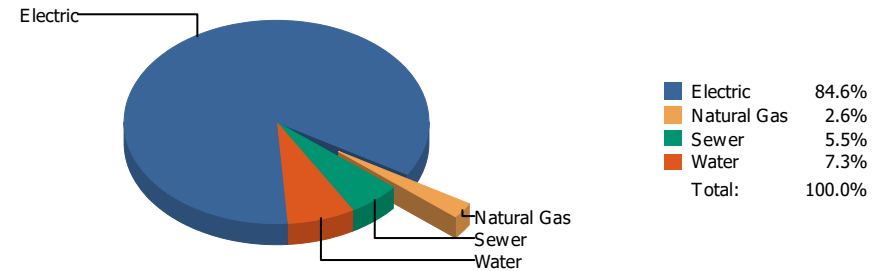


Commodity	Common Use	Energy Use	Energy Use / Area	Total Cost	Cost / Unit	Cost / Area
Place: [CANYON-HILLS] CANYON HILLS 043 [BUILDING]						
Area: 133,149 SqFt						
Billing Period: Nov 2019						
ELECTRIC	35,060.00 kWh	119,625 KBtu	0.898 KBtu/SqFt	\$4,179.57	\$0.119 /kWh	\$0.031 /SqFt
NATURALGAS	1,279.00 CCF	131,737 KBtu	0.989 KBtu/SqFt	\$731.35	\$0.572 /CCF	\$0.005 /SqFt
SEWER	309.00 CCF			\$1,322.46	\$4.280 /CCF	\$0.010 /SqFt
WATER	490.00 CCF			\$1,574.43	\$3.213 /CCF	\$0.012 /SqFt
Totals:		251,362 KBtu	1.888 KBtu/SqFt	\$7,807.81		

Energy

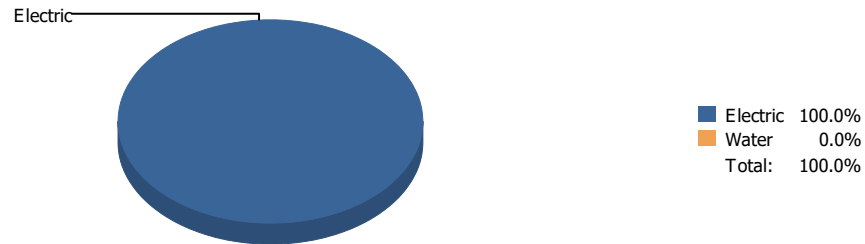


Cost

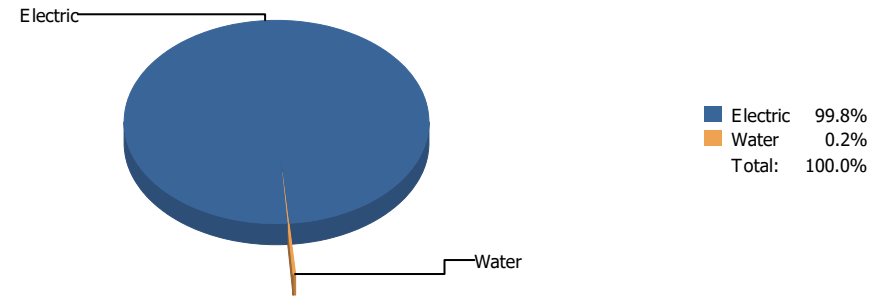


Commodity	Common Use	Energy Use	Energy Use / Area	Total Cost	Cost / Unit	Cost / Area
Place: [CAREER] CAREER AND TECHNOLOGY [BUILDING]						
Area: 146,485 SqFt						
Billing Period: Nov 2019						
ELECTRIC	86,370.00 kWh	294,694 KBtu	2.012 KBtu/SqFt	\$9,767.34	\$0.113 /kWh	\$0.066 /SqFt
NATURALGAS	447.00 CCF	46,041 KBtu	0.314 KBtu/SqFt	\$304.83	\$0.682 /CCF	\$0.002 /SqFt
SEWER	159.00 CCF			\$630.27	\$3.964 /CCF	\$0.004 /SqFt
WATER	226.00 CCF			\$839.90	\$3.716 /CCF	\$0.006 /SqFt
Totals:		340,735 KBtu	2.326 KBtu/SqFt	\$11,542.34		

Energy

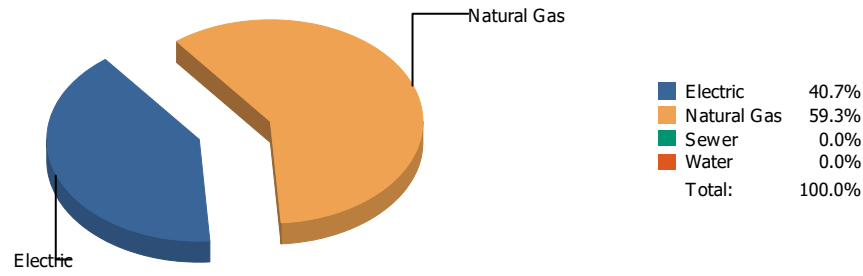


Cost

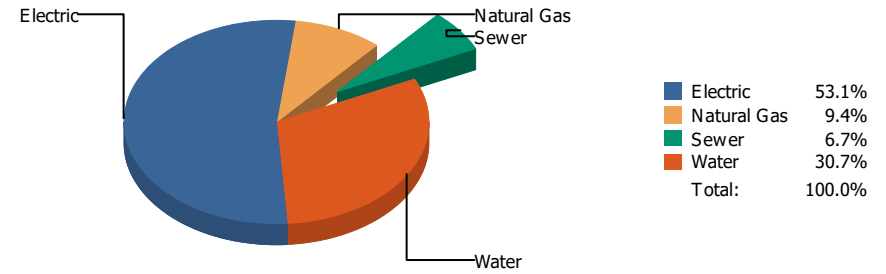


Commodity	Common Use	Energy Use	Energy Use / Area	Total Cost	Cost / Unit	Cost / Area
Place: [CHAPIN] CHAPIN 012 [BUILDING]						
Area: 273,727 SqFt						
Billing Period: Nov 2019						
ELECTRIC	305,338.00 kWh	1,041,813 KBtu	3.806 KBtu/SqFt	\$27,471.08	\$0.090 /kWh	\$0.100 /SqFt
WATER	0.00 CCF			\$68.00	\$0.000 /CCF	\$0.000 /SqFt
Totals:		1,041,813 KBtu	3.806 KBtu/SqFt	\$27,539.08		

Energy

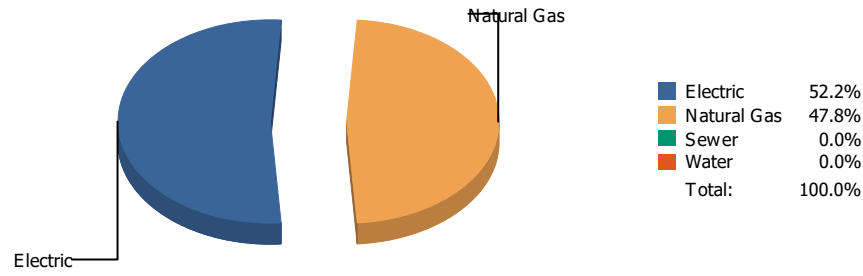


Cost

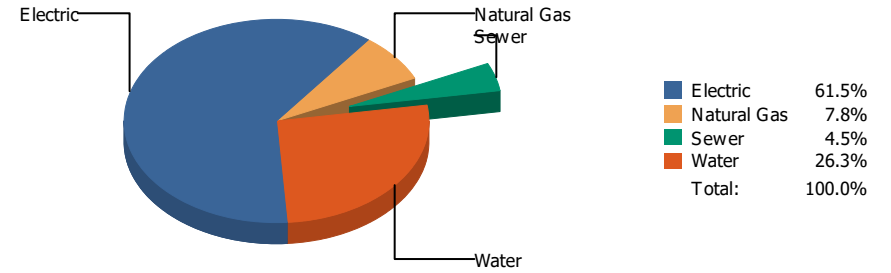


Commodity	Common Use	Energy Use	Energy Use / Area	Total Cost	Cost / Unit	Cost / Area
Place: [CHARLES] H.E. CHARLES 045 [BUILDING]						
Area: 107,867 SqFt						
Billing Period: Nov 2019						
ELECTRIC	55,498.00 kWh	189,359 KBtu	1.755 KBtu/SqFt	\$6,755.51	\$0.122 /kWh	\$0.063 /SqFt
NATURALGAS	2,681.00 CCF	276,143 KBtu	2.560 KBtu/SqFt	\$1,193.53	\$0.445 /CCF	\$0.011 /SqFt
SEWER	249.00 CCF			\$855.90	\$3.437 /CCF	\$0.008 /SqFt
WATER	841.00 CCF			\$3,907.52	\$4.646 /CCF	\$0.036 /SqFt
Totals:		465,502 KBtu	4.316 KBtu/SqFt	\$12,712.46		

Energy

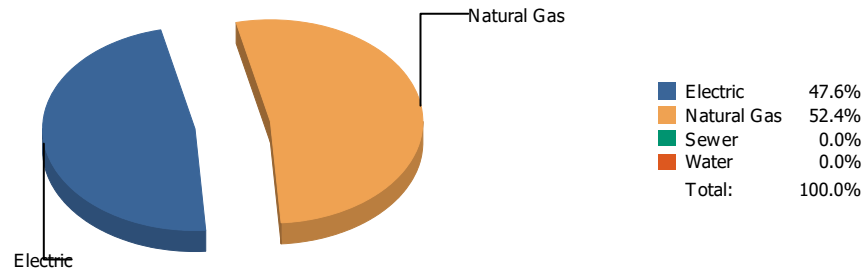


Cost

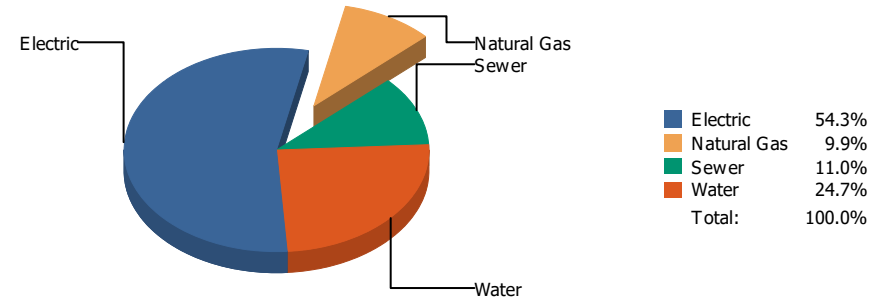


Commodity	Common Use	Energy Use	Energy Use / Area	Total Cost	Cost / Unit	Cost / Area
Place: [CIELO-VISTA] CIELO VISTA 151 [BUILDING]						
Area: 66,034 SqFt						
Billing Period: Nov 2019						
ELECTRIC	41,340.00 kWh	141,052 KBtu	2.136 KBtu/SqFt	\$5,741.19	\$0.139 /kWh	\$0.087 /SqFt
NATURALGAS	1,253.00 CCF	129,059 KBtu	1.954 KBtu/SqFt	\$727.10	\$0.580 /CCF	\$0.011 /SqFt
SEWER	95.00 CCF			\$418.37	\$4.404 /CCF	\$0.006 /SqFt
WATER	505.00 CCF			\$2,455.73	\$4.863 /CCF	\$0.037 /SqFt
Totals:		270,111 KBtu	4.090 KBtu/SqFt	\$9,342.39		

Energy

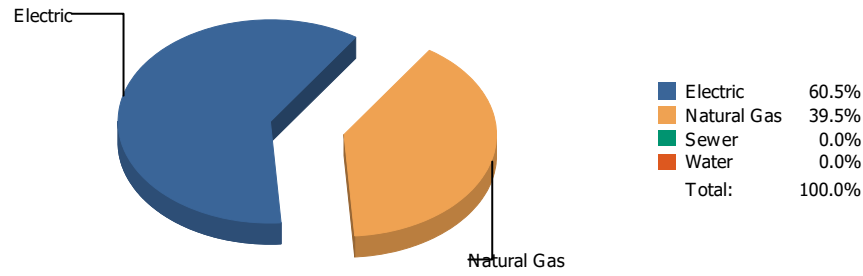


Cost

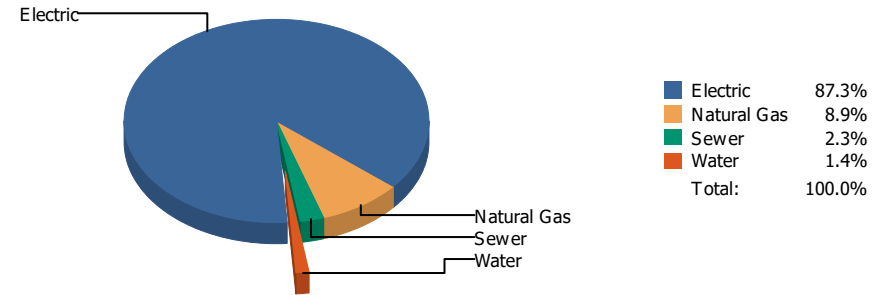


Commodity	Common Use	Energy Use	Energy Use / Area	Total Cost	Cost / Unit	Cost / Area
Place: [CLARDY] CLARDY 109 [BUILDING]						
Area: 70,700 SqFt						
Billing Period: Nov 2019						
ELECTRIC	25,866.00 kWh	88,255 KBtu	1.248 KBtu/SqFt	\$3,399.03	\$0.131 /kWh	\$0.048 /SqFt
NATURALGAS	944.00 CCF	97,232 KBtu	1.375 KBtu/SqFt	\$617.48	\$0.654 /CCF	\$0.009 /SqFt
SEWER	178.00 CCF			\$690.08	\$3.877 /CCF	\$0.010 /SqFt
WATER	398.00 CCF			\$1,547.64	\$3.889 /CCF	\$0.022 /SqFt
Totals:		185,487 KBtu	2.624 KBtu/SqFt	\$6,254.23		

Energy

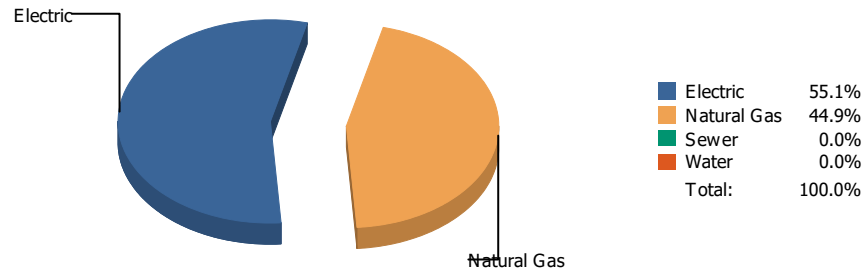


Cost

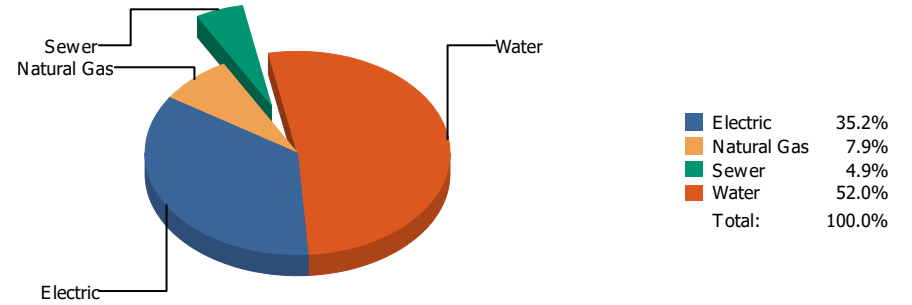


Commodity	Common Use	Energy Use	Energy Use / Area	Total Cost	Cost / Unit	Cost / Area
Place: [CLENDENIN] CLENDENIN 149 [BUILDING]						
Area: 62,721 SqFt						
Billing Period: Nov 2019						
ELECTRIC	34,004.00 kWh	116,022 KBtu	1.850 KBtu/SqFt	\$3,916.36	\$0.115 /kWh	\$0.062 /SqFt
NATURALGAS	735.00 CCF	75,705 KBtu	1.207 KBtu/SqFt	\$401.23	\$0.546 /CCF	\$0.006 /SqFt
SEWER	2.00 CCF			\$104.85	\$52.425 /CCF	\$0.002 /SqFt
WATER	3.00 CCF			\$64.69	\$21.563 /CCF	\$0.001 /SqFt
Totals:		191,727 KBtu	3.057 KBtu/SqFt	\$4,487.13		

Energy

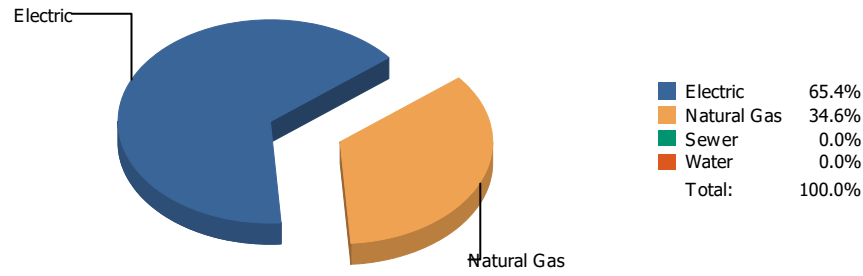


Cost

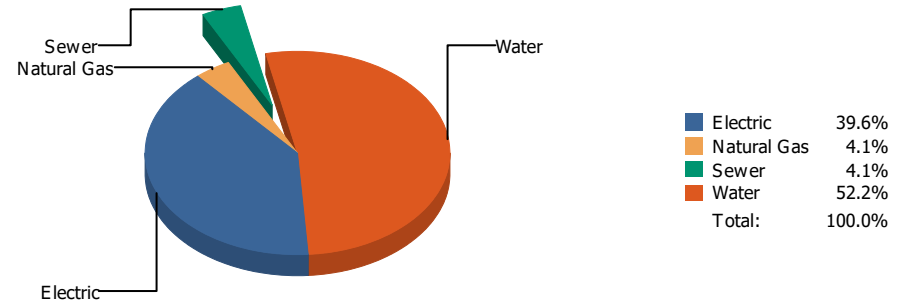


Commodity	Common Use	Energy Use	Energy Use / Area	Total Cost	Cost / Unit	Cost / Area
Place: [COLDWELL] COLDWELL 110 [BUILDING]						
Area: 67,310 SqFt						
Billing Period: Nov 2019						
ELECTRIC	26,839.00 kWh	91,575 KBtu	1.360 KBtu/SqFt	\$3,080.33	\$0.115 /kWh	\$0.046 /SqFt
NATURALGAS	725.00 CCF	74,675 KBtu	1.109 KBtu/SqFt	\$693.00	\$0.956 /CCF	\$0.010 /SqFt
SEWER	70.00 CCF			\$425.72	\$6.082 /CCF	\$0.006 /SqFt
WATER	702.00 CCF			\$4,553.18	\$6.486 /CCF	\$0.067 /SqFt
Totals:		166,250 KBtu	2.470 KBtu/SqFt	\$8,752.23		

Energy

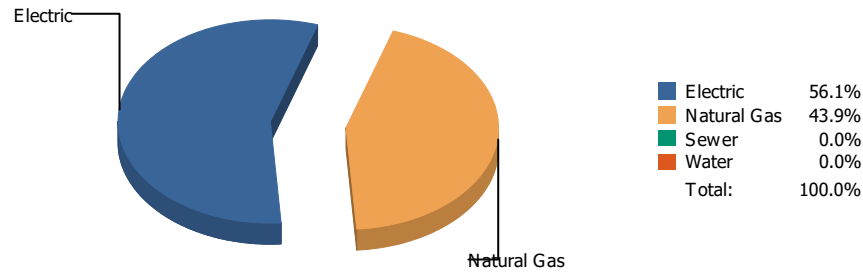


Cost

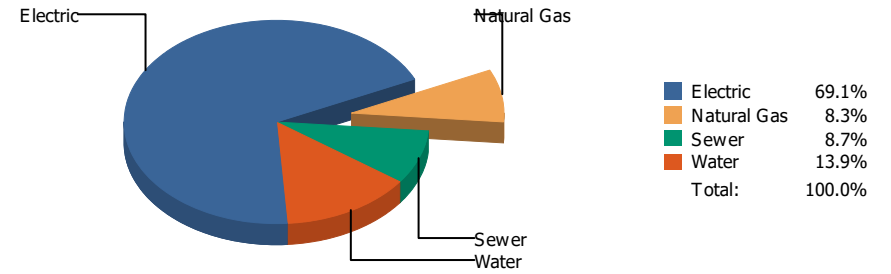


Commodity	Common Use	Energy Use	Energy Use / Area	Total Cost	Cost / Unit	Cost / Area
Place: [COLLINS] COLLINS 142 [BUILDING]						
Area: 81,245 SqFt						
Billing Period: Nov 2019						
ELECTRIC	49,903.00 kWh	170,269 KBtu	2.096 KBtu/SqFt	\$5,780.90	\$0.116 /kWh	\$0.071 /SqFt
NATURALGAS	875.00 CCF	90,125 KBtu	1.109 KBtu/SqFt	\$596.43	\$0.682 /CCF	\$0.007 /SqFt
SEWER	181.00 CCF			\$595.53	\$3.290 /CCF	\$0.007 /SqFt
WATER	1,124.00 CCF			\$7,628.31	\$6.787 /CCF	\$0.094 /SqFt
Totals:		260,394 KBtu	3.205 KBtu/SqFt	\$14,601.17		

Energy

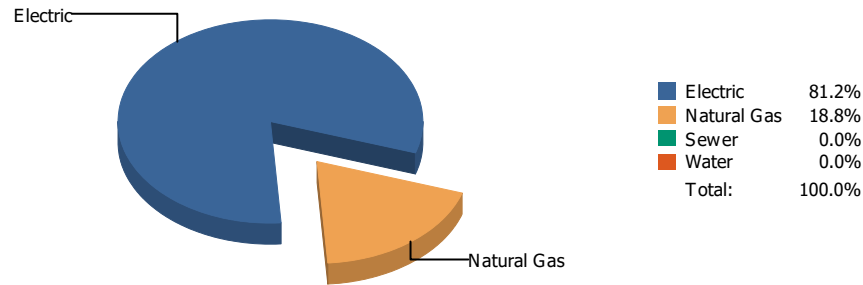


Cost

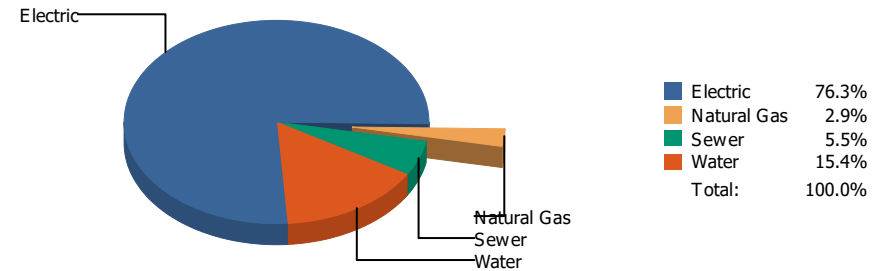


Commodity	Common Use	Energy Use	Energy Use / Area	Total Cost	Cost / Unit	Cost / Area
Place: [COOLEY] COOLEY 111 [BUILDING]						
Area: 95,590 SqFt						
Billing Period: Nov 2019						
ELECTRIC	71,200.00 kWh	242,934 KBtu	2.541 KBtu/SqFt	\$7,652.43	\$0.107 /kWh	\$0.080 /SqFt
NATURALGAS	1,844.00 CCF	189,932 KBtu	1.987 KBtu/SqFt	\$916.12	\$0.497 /CCF	\$0.010 /SqFt
SEWER	174.00 CCF			\$963.36	\$5.537 /CCF	\$0.010 /SqFt
WATER	352.00 CCF			\$1,535.65	\$4.363 /CCF	\$0.016 /SqFt
Totals:		432,866 KBtu	4.528 KBtu/SqFt	\$11,067.56		

Energy

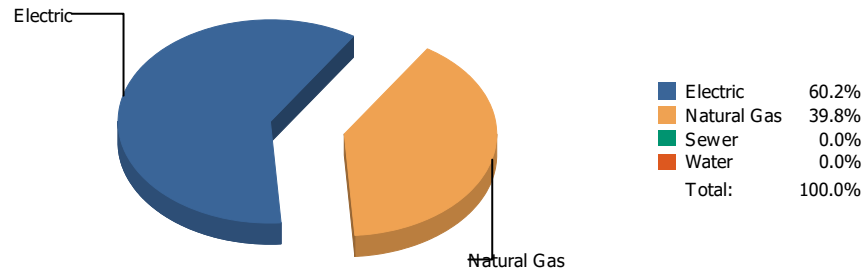


Cost

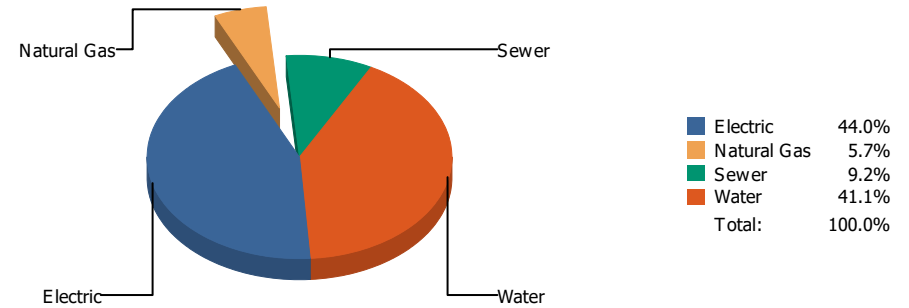


Commodity	Common Use	Energy Use	Energy Use / Area	Total Cost	Cost / Unit	Cost / Area
Place: [CORONADO] CORONADO 005 [BUILDING]						
Area: 406,757 SqFt						
Billing Period: Nov 2019						
ELECTRIC	185,267.00 kWh	632,131 KBtu	1.554 KBtu/SqFt	\$21,766.55	\$0.117 /kWh	\$0.053 /SqFt
NATURALGAS	1,419.00 CCF	146,157 KBtu	0.359 KBtu/SqFt	\$827.26	\$0.583 /CCF	\$0.002 /SqFt
SEWER	522.00 CCF			\$1,568.06	\$3.004 /CCF	\$0.004 /SqFt
WATER	1,888.00 CCF			\$4,382.87	\$2.321 /CCF	\$0.011 /SqFt
Totals:		778,288 KBtu	1.913 KBtu/SqFt	\$28,544.74		

Energy

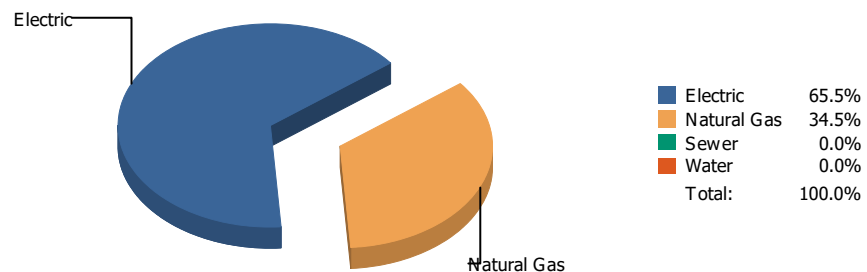


Cost

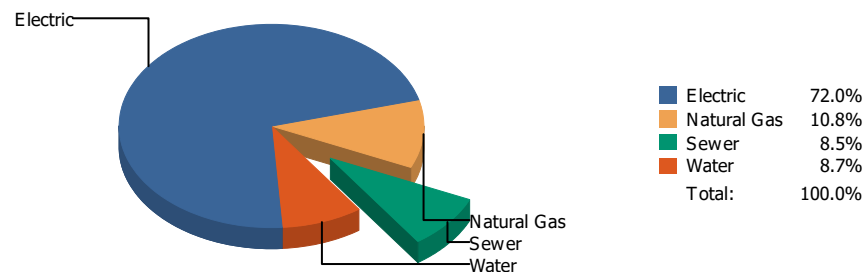


Commodity	Common Use	Energy Use	Energy Use / Area	Total Cost	Cost / Unit	Cost / Area
Place: [CROCKETT_1] CROCKETT 112 [BUILDING]						
Area: 92,585 SqFt						
Billing Period: Nov 2019						
ELECTRIC	22,484.00 kWh	76,715 KBtu	0.829 KBtu/SqFt	\$2,497.28	\$0.111 /kWh	\$0.027 /SqFt
NATURALGAS	493.00 CCF	50,779 KBtu	0.548 KBtu/SqFt	\$320.91	\$0.651 /CCF	\$0.003 /SqFt
SEWER	106.00 CCF			\$520.55	\$4.911 /CCF	\$0.006 /SqFt
WATER	451.00 CCF			\$2,331.15	\$5.169 /CCF	\$0.025 /SqFt
Totals:		127,494 KBtu	1.377 KBtu/SqFt	\$5,669.89		

Energy

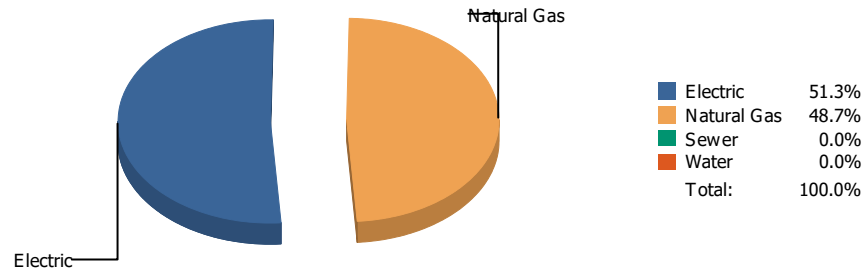


Cost

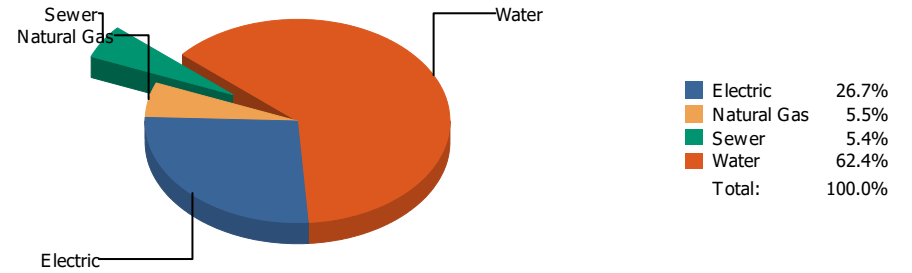


Commodity	Common Use	Energy Use	Energy Use / Area	Total Cost	Cost / Unit	Cost / Area
Place: [CROSBY] CROSBY 113 [BUILDING]						
Area: 83,100 SqFt						
Billing Period: Nov 2019						
ELECTRIC	28,058.00 kWh	95,734 KBtu	1.152 KBtu/SqFt	\$3,120.97	\$0.111 /kWh	\$0.037 /SqFt
NATURALGAS	489.00 CCF	50,367 KBtu	0.606 KBtu/SqFt	\$466.49	\$0.954 /CCF	\$0.006 /SqFt
SEWER	80.00 CCF			\$366.26	\$4.578 /CCF	\$0.004 /SqFt
WATER	108.00 CCF			\$378.22	\$3.502 /CCF	\$0.005 /SqFt
Totals:		146,101 KBtu	1.758 KBtu/SqFt	\$4,331.94		

Energy

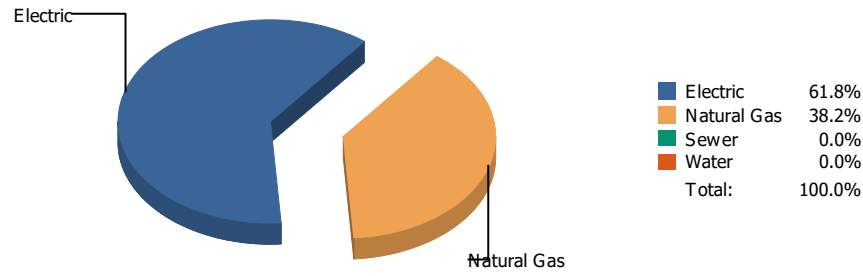


Cost

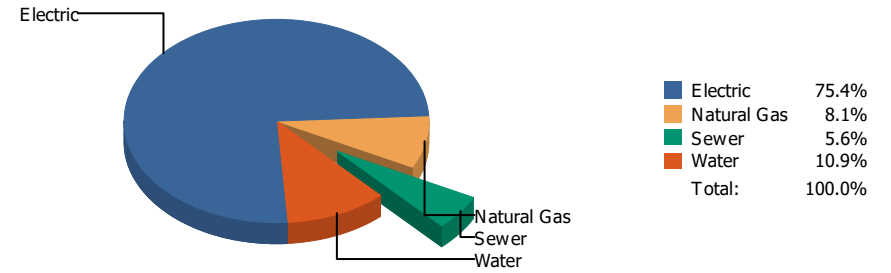


Commodity	Common Use	Energy Use	Energy Use / Area	Total Cost	Cost / Unit	Cost / Area
Place: [DOUGLASS] DOUGLASS 114 [BUILDING]						
Area: 86,903 SqFt						
Billing Period: Nov 2019						
ELECTRIC	24,120.00 kWh	82,297 KBtu	0.947 KBtu/SqFt	\$2,721.64	\$0.113 /kWh	\$0.031 /SqFt
NATURALGAS	760.00 CCF	78,280 KBtu	0.901 KBtu/SqFt	\$556.11	\$0.732 /CCF	\$0.006 /SqFt
SEWER	134.00 CCF			\$553.84	\$4.133 /CCF	\$0.006 /SqFt
WATER	976.00 CCF			\$6,369.80	\$6.526 /CCF	\$0.073 /SqFt
Totals:		160,577 KBtu	1.848 KBtu/SqFt	\$10,201.39		

Energy

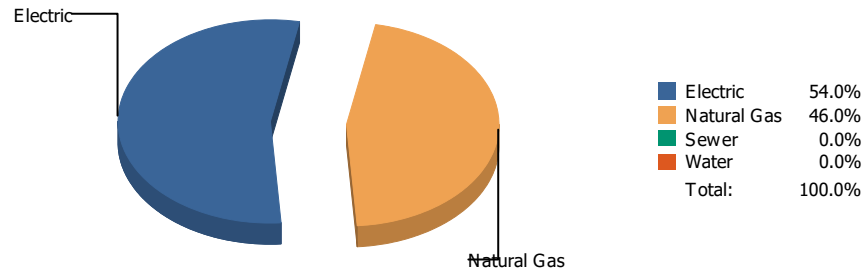


Cost

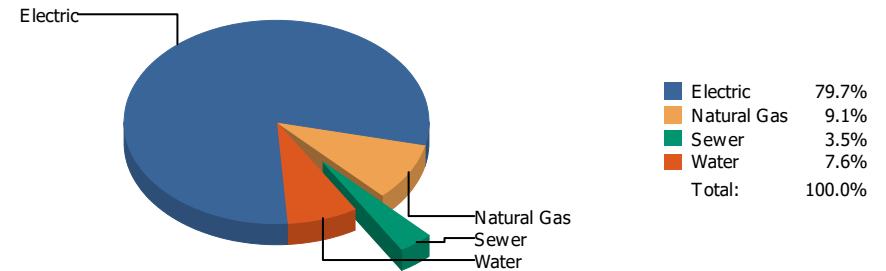


Commodity	Common Use	Energy Use	Energy Use / Area	Total Cost	Cost / Unit	Cost / Area
Place: [DOWELL] DOWELL 115 [BUILDING]						
Area: 55,801 SqFt						
Billing Period: Nov 2019						
ELECTRIC	20,461.00 kWh	69,813 KBtu	1.251 KBtu/SqFt	\$2,750.06	\$0.134 /kWh	\$0.049 /SqFt
NATURALGAS	419.00 CCF	43,157 KBtu	0.773 KBtu/SqFt	\$294.71	\$0.703 /CCF	\$0.005 /SqFt
SEWER	61.00 CCF			\$205.72	\$3.372 /CCF	\$0.004 /SqFt
WATER	115.00 CCF			\$396.63	\$3.449 /CCF	\$0.007 /SqFt
Totals:		112,970 KBtu	2.025 KBtu/SqFt	\$3,647.12		

Energy

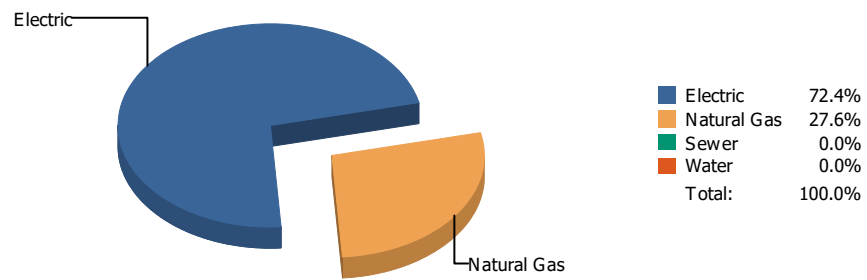


Cost

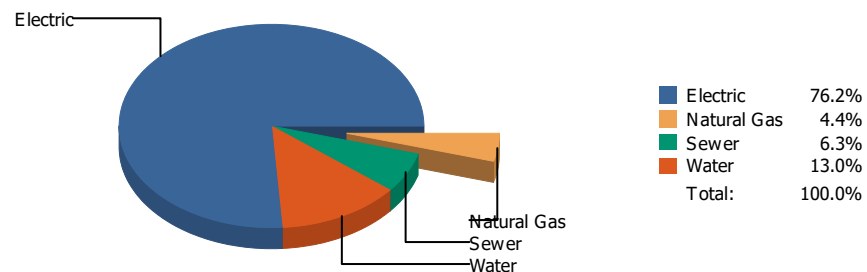


Commodity	Common Use	Energy Use	Energy Use / Area	Total Cost	Cost / Unit	Cost / Area
Place: [DRHORNEDOMIDDLESCHOOL_1] DR. HORNEDO MIDDLE SCHOOL 058 [BUILDING]						
Area: 184,871 SqFt						
Billing Period: Nov 2019						
ELECTRIC	104,800.00 kWh	357,578 KBtu	1.934 KBtu/SqFt	\$9,897.87	\$0.094 /kWh	\$0.054 /SqFt
NATURALGAS	2,953.00 CCF	304,159 KBtu	1.645 KBtu/SqFt	\$1,131.79	\$0.383 /CCF	\$0.006 /SqFt
SEWER	46.00 CCF			\$437.72	\$9.516 /CCF	\$0.002 /SqFt
WATER	231.00 CCF			\$945.56	\$4.093 /CCF	\$0.005 /SqFt
Totals:		661,737 KBtu	3.579 KBtu/SqFt	\$12,412.94		

Energy

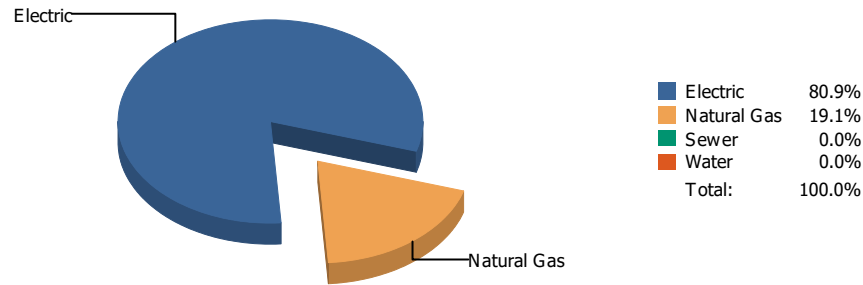


Cost

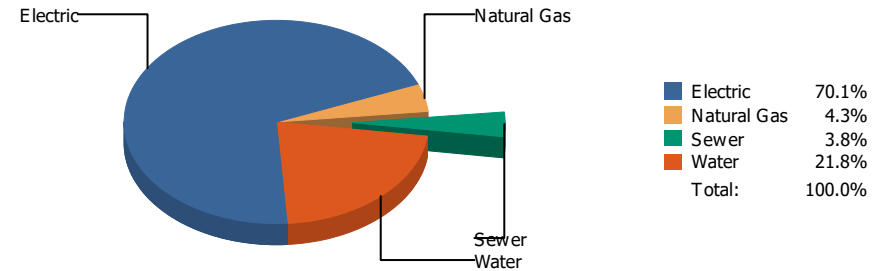


Commodity	Common Use	Energy Use	Energy Use / Area	Total Cost	Cost / Unit	Cost / Area
Place: [ED-CENTER] ED CENTER 919 [BUILDING]						
Area: 220,243 SqFt						
Billing Period: Nov 2019						
ELECTRIC	191,842.00 kWh	654,565 KBtu	2.972 KBtu/SqFt	\$18,953.15	\$0.099 /kWh	\$0.086 /SqFt
NATURALGAS	2,426.00 CCF	249,878 KBtu	1.135 KBtu/SqFt	\$1,104.94	\$0.455 /CCF	\$0.005 /SqFt
SEWER	355.00 CCF			\$1,578.45	\$4.446 /CCF	\$0.007 /SqFt
WATER	723.00 CCF			\$3,243.39	\$4.486 /CCF	\$0.014 /SqFt
Totals:		904,443 KBtu	4.107 KBtu/SqFt	\$24,879.93		

Energy

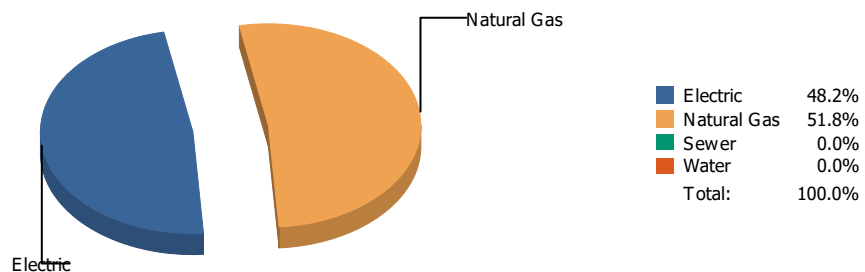


Cost

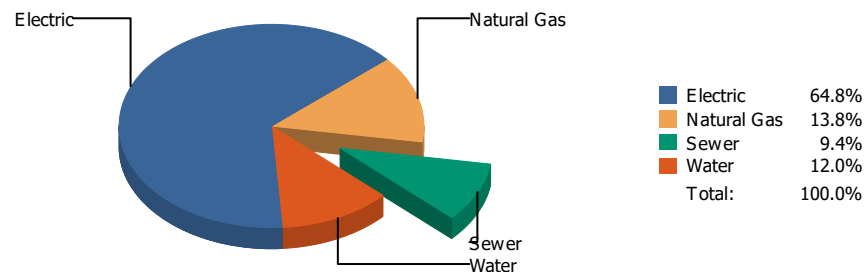


Commodity	Common Use	Energy Use	Energy Use / Area	Total Cost	Cost / Unit	Cost / Area
Place: [EL-PASO-HIGH] EL PASO HIGH 006 [BUILDING]						
Area: 236,062 SqFt						
Billing Period: Nov 2019						
ELECTRIC	170,783.00 kWh	582,712 KBtu	2.468 KBtu/SqFt	\$19,554.00	\$0.114 /kWh	\$0.082 /SqFt
NATURALGAS	1,340.00 CCF	138,020 KBtu	0.585 KBtu/SqFt	\$1,202.74	\$0.898 /CCF	\$0.005 /SqFt
SEWER	191.00 CCF			\$1,059.82	\$5.549 /CCF	\$0.004 /SqFt
WATER	1,158.00 CCF			\$6,080.29	\$5.251 /CCF	\$0.026 /SqFt
Totals:		720,732 KBtu	3.053 KBtu/SqFt	\$27,896.85		

Energy

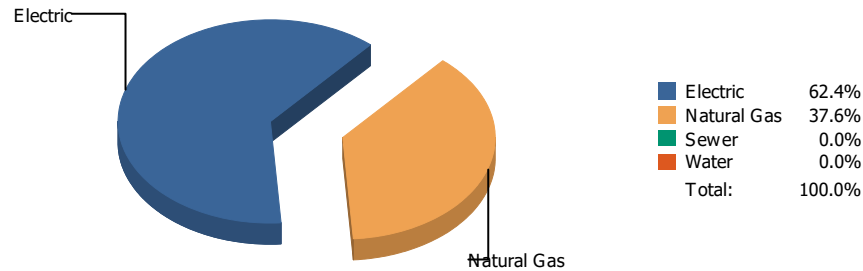


Cost

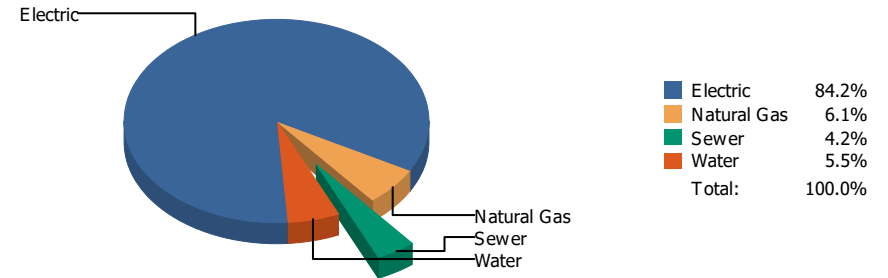


Commodity	Common Use	Energy Use	Energy Use / Area	Total Cost	Cost / Unit	Cost / Area
Place: [FANNIN] FANNIN 116 [BUILDING]						
Area: 73,291 SqFt						
Billing Period: Nov 2019						
ELECTRIC	31,585.00 kWh	107,768 KBtu	1.470 KBtu/SqFt	\$3,872.16	\$0.123 /kWh	\$0.053 /SqFt
NATURALGAS	1,125.00 CCF	115,875 KBtu	1.581 KBtu/SqFt	\$824.78	\$0.733 /CCF	\$0.011 /SqFt
SEWER	116.00 CCF			\$562.36	\$4.848 /CCF	\$0.008 /SqFt
WATER	148.00 CCF			\$716.22	\$4.839 /CCF	\$0.010 /SqFt
Totals:		223,643 KBtu	3.051 KBtu/SqFt	\$5,975.52		

Energy

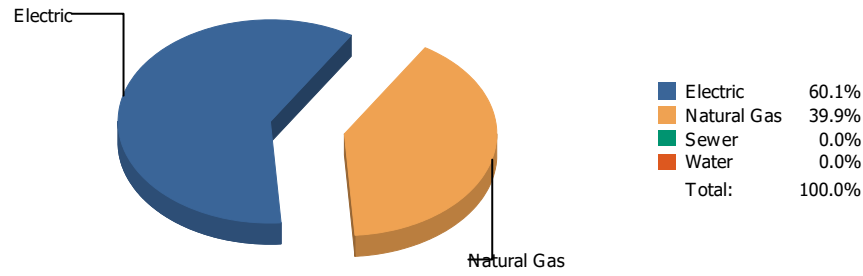


Cost

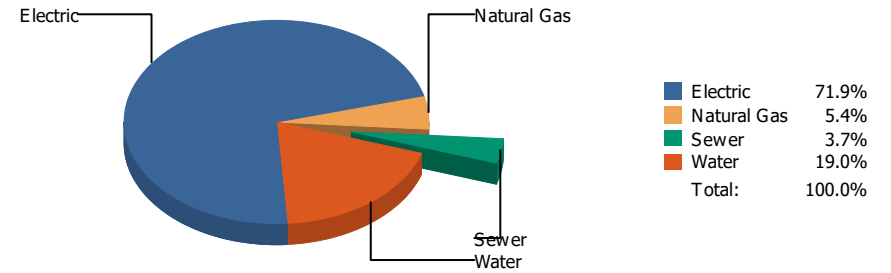


Commodity	Common Use	Energy Use	Energy Use / Area	Total Cost	Cost / Unit	Cost / Area
Place: [FRANKLIN] FRANKLIN HIGH SCHOOL 010 [BUILDING]						
Area: 329,377 SqFt						
Billing Period: Nov 2019						
ELECTRIC	168,053.00 kWh	573,397 KBtu	1.741 KBtu/SqFt	\$19,587.27	\$0.117 /kWh	\$0.059 /SqFt
NATURALGAS	3,352.00 CCF	345,256 KBtu	1.048 KBtu/SqFt	\$1,414.49	\$0.422 /CCF	\$0.004 /SqFt
SEWER	309.00 CCF			\$979.50	\$3.170 /CCF	\$0.003 /SqFt
WATER	395.00 CCF			\$1,288.95	\$3.263 /CCF	\$0.004 /SqFt
Totals:		918,653 KBtu	2.789 KBtu/SqFt	\$23,270.21		

Energy

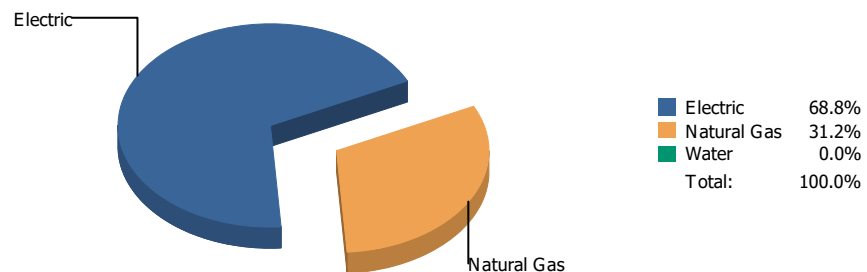


Cost

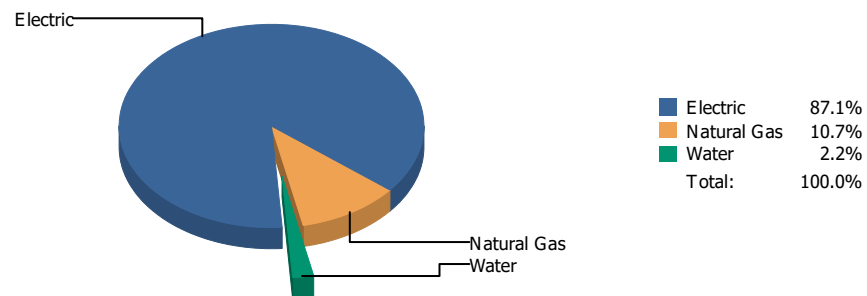


Commodity	Common Use	Energy Use	Energy Use / Area	Total Cost	Cost / Unit	Cost / Area
Place: [FRANKLIN9THGRADECENTER_2] FRANKLIN 9TH GRADE CENTER 053 [BUILDING]						
Area: 193,158 SqFt						
Billing Period: Nov 2019						
ELECTRIC	104,200.00 kWh	355,530 KBtu	1.841 KBtu/SqFt	\$12,128.60	\$0.116 /kWh	\$0.063 /SqFt
NATURALGAS	2,293.00 CCF	236,179 KBtu	1.223 KBtu/SqFt	\$914.09	\$0.399 /CCF	\$0.005 /SqFt
SEWER	133.00 CCF			\$616.94	\$4.639 /CCF	\$0.003 /SqFt
WATER	1,478.00 CCF			\$3,202.78	\$2.167 /CCF	\$0.016 /SqFt
Totals:		591,709 KBtu	3.063 KBtu/SqFt	\$16,862.41		

Energy

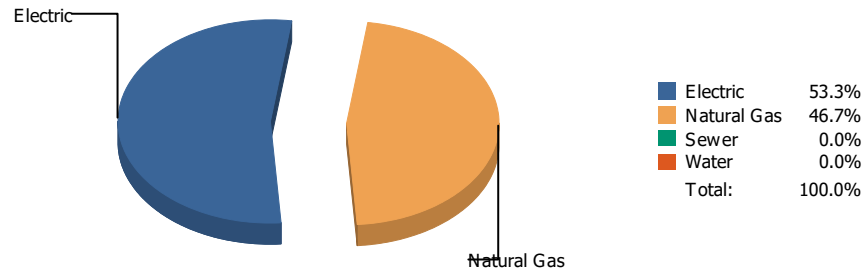


Cost

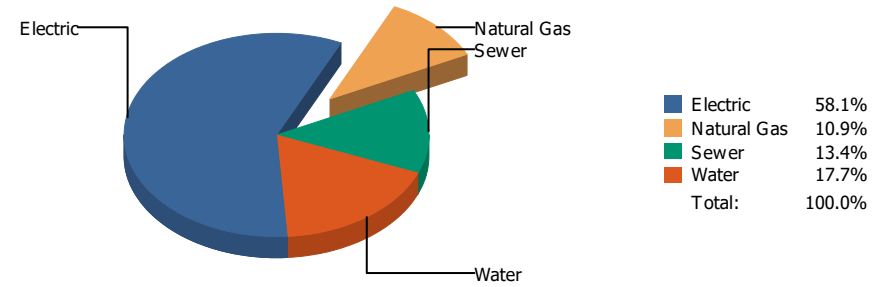


Commodity	Common Use	Energy Use	Energy Use / Area	Total Cost	Cost / Unit	Cost / Area
Place: [GAMBLE] JAMES GAMBLE WAREHOUSE [BUILDING]						
Area: 53,241 SqFt						
Billing Period: Nov 2019						
ELECTRIC	25,200.00 kWh	85,982 KBtu	1.615 KBtu/SqFt	\$2,270.37	\$0.090 /kWh	\$0.043 /SqFt
NATURALGAS	378.00 CCF	38,934 KBtu	0.731 KBtu/SqFt	\$280.28	\$0.741 /CCF	\$0.005 /SqFt
WATER	0.00 CCF			\$56.66	\$0.000 /CCF	\$0.001 /SqFt
Totals:		124,916 KBtu	2.346 KBtu/SqFt	\$2,607.31		

Energy

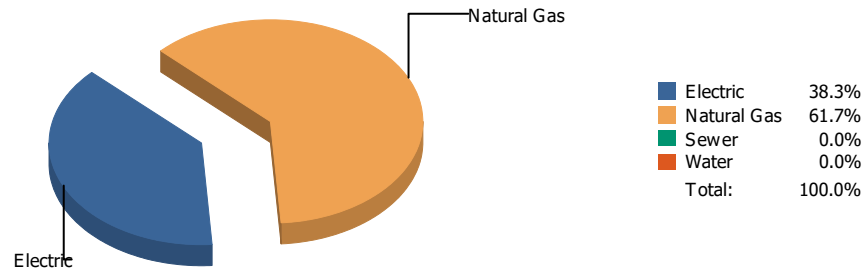


Cost

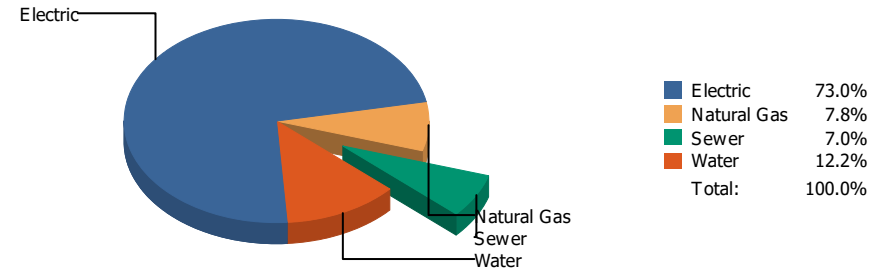


Commodity	Common Use	Energy Use	Energy Use / Area	Total Cost	Cost / Unit	Cost / Area
Place: [GREEN] GREEN ELEMENTARY SCHOOL 162 [BUILDING]						
Area: 88,156 SqFt						
Billing Period: Nov 2019						
ELECTRIC	31,500.00 kWh	107,478 KBtu	1.219 KBtu/SqFt	\$3,262.33	\$0.104 /kWh	\$0.037 /SqFt
NATURALGAS	915.00 CCF	94,245 KBtu	1.069 KBtu/SqFt	\$610.21	\$0.667 /CCF	\$0.007 /SqFt
SEWER	149.00 CCF			\$750.63	\$5.038 /CCF	\$0.008 /SqFt
WATER	253.00 CCF			\$994.84	\$3.932 /CCF	\$0.011 /SqFt
Totals:		201,723 KBtu	2.288 KBtu/SqFt	\$5,618.01		

Energy

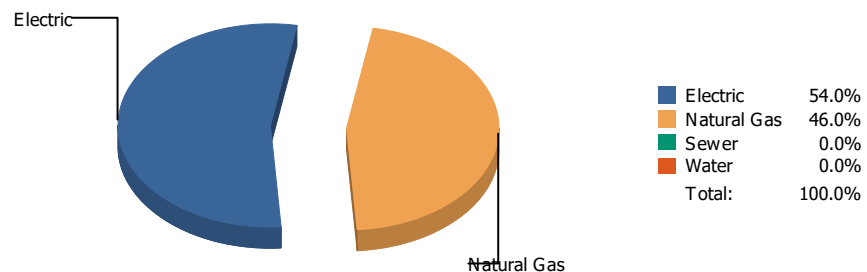


Cost

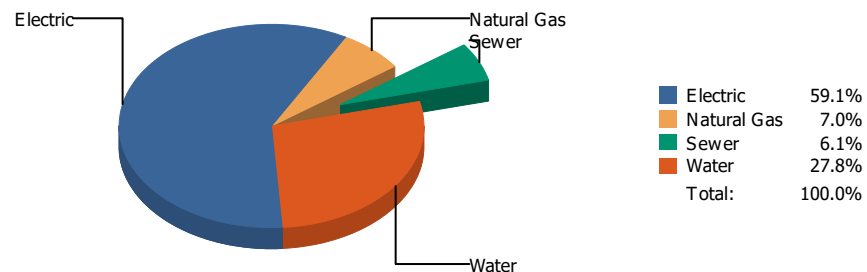


Commodity	Common Use	Energy Use	Energy Use / Area	Total Cost	Cost / Unit	Cost / Area
Place: [GUERRERO] ROSA GUERRERO ELEMENTARY 163 [BUILDING]						
Area: 88,641 SqFt						
Billing Period: Nov 2019						
ELECTRIC	40,900.00 kWh	139,551 KBtu	1.574 KBtu/SqFt	\$5,393.56	\$0.132 /kWh	\$0.061 /SqFt
NATURALGAS	2,186.00 CCF	225,158 KBtu	2.540 KBtu/SqFt	\$576.53	\$0.264 /CCF	\$0.006 /SqFt
SEWER	94.00 CCF			\$517.04	\$5.500 /CCF	\$0.006 /SqFt
WATER	317.00 CCF			\$901.57	\$2.844 /CCF	\$0.010 /SqFt
Totals:		364,709 KBtu	4.114 KBtu/SqFt	\$7,388.70		

Energy

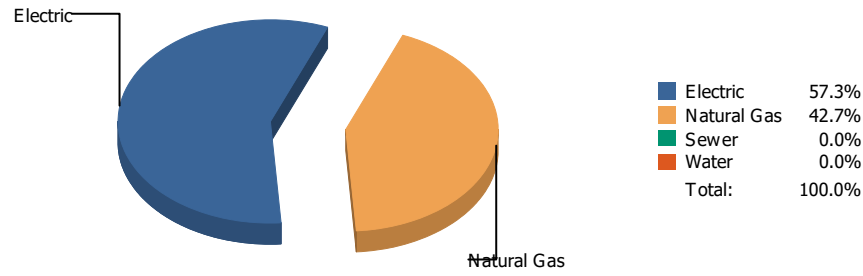


Cost

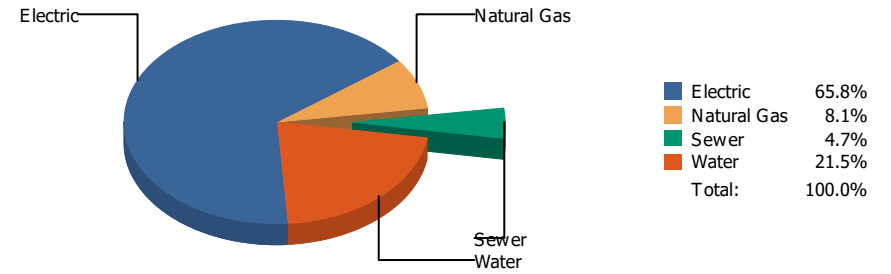


Commodity	Common Use	Energy Use	Energy Use / Area	Total Cost	Cost / Unit	Cost / Area
Place: [GUILLEN] GUILLEN 044 [BUILDING]						
Area: 223,773 SqFt						
Billing Period: Nov 2019						
ELECTRIC	76,058.00 kWh	259,510 KBtu	1.160 KBtu/SqFt	\$8,612.53	\$0.113 /kWh	\$0.038 /SqFt
NATURALGAS	2,146.00 CCF	221,038 KBtu	0.988 KBtu/SqFt	\$1,023.35	\$0.477 /CCF	\$0.005 /SqFt
SEWER	272.00 CCF			\$883.72	\$3.249 /CCF	\$0.004 /SqFt
WATER	871.00 CCF			\$4,047.19	\$4.647 /CCF	\$0.018 /SqFt
Totals:		480,548 KBtu	2.147 KBtu/SqFt	\$14,566.79		

Energy

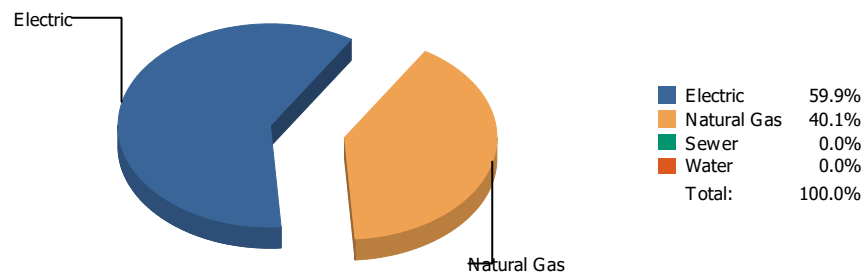


Cost

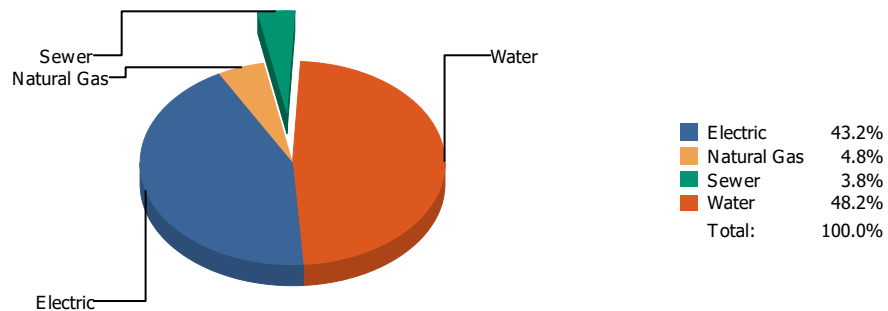


Commodity	Common Use	Energy Use	Energy Use / Area	Total Cost	Cost / Unit	Cost / Area
Place: [HART] HART 118 [BUILDING]						
Area: 63,357 SqFt						
Billing Period: Nov 2019						
ELECTRIC	54,600.00 kWh	186,295 KBtu	2.940 KBtu/SqFt	\$4,904.83	\$0.090 /kWh	\$0.077 /SqFt
NATURALGAS	1,350.00 CCF	139,050 KBtu	2.195 KBtu/SqFt	\$603.18	\$0.447 /CCF	\$0.010 /SqFt
SEWER	61.00 CCF			\$348.33	\$5.710 /CCF	\$0.005 /SqFt
WATER	297.00 CCF			\$1,601.00	\$5.391 /CCF	\$0.025 /SqFt
Totals:		325,345 KBtu	5.135 KBtu/SqFt	\$7,457.34		

Energy

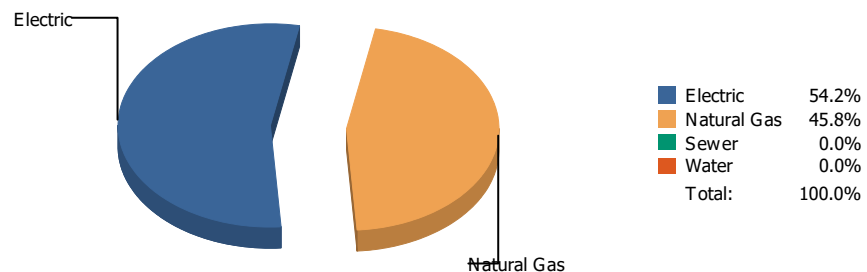


Cost

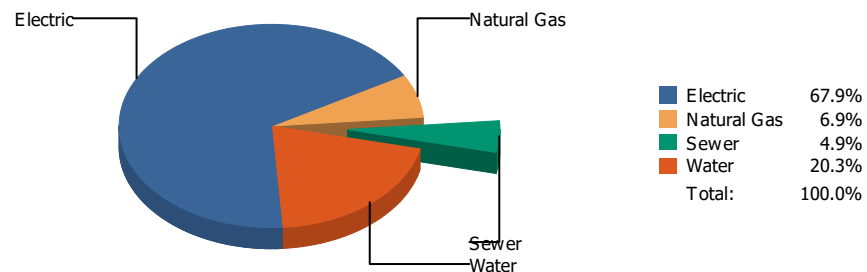


Commodity	Common Use	Energy Use	Energy Use / Area	Total Cost	Cost / Unit	Cost / Area
Place: [HAWKINS] HAWKINS 119 [BUILDING]						
Area: 57,207 SqFt						
Billing Period: Nov 2019						
ELECTRIC	30,945.00 kWh	105,584 KBtu	1.846 KBtu/SqFt	\$3,428.97	\$0.111 /kWh	\$0.060 /SqFt
NATURALGAS	687.00 CCF	70,761 KBtu	1.237 KBtu/SqFt	\$384.34	\$0.559 /CCF	\$0.007 /SqFt
SEWER	50.00 CCF			\$304.46	\$6.089 /CCF	\$0.005 /SqFt
WATER	555.00 CCF			\$3,824.84	\$6.892 /CCF	\$0.067 /SqFt
Totals:		176,345 KBtu	3.083 KBtu/SqFt	\$7,942.61		

Energy

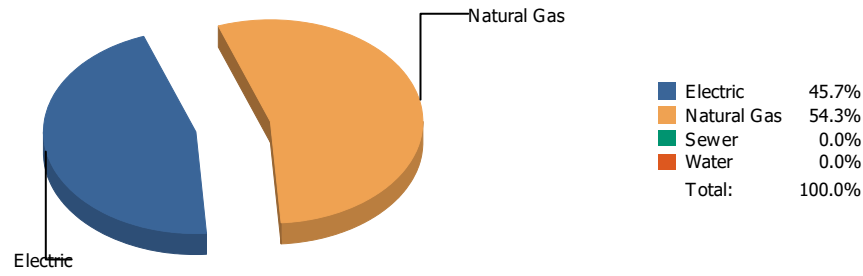


Cost

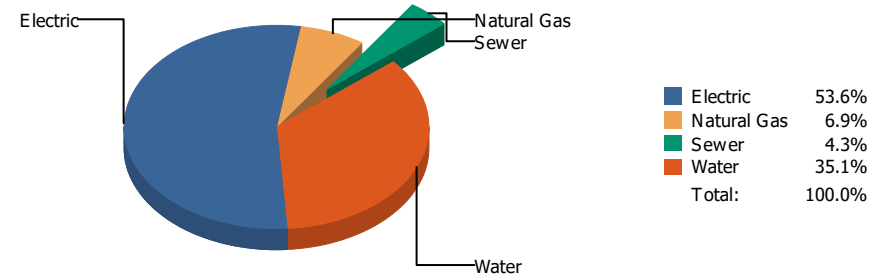


Commodity	Common Use	Energy Use	Energy Use / Area	Total Cost	Cost / Unit	Cost / Area
Place: [HENDERSO] HENDERSON 041 [BUILDING]						
Area: 145,254 SqFt						
Billing Period: Nov 2019						
ELECTRIC	44,640.00 kWh	152,312 KBtu	1.049 KBtu/SqFt	\$5,601.93	\$0.125 /kWh	\$0.038 /SqFt
NATURALGAS	1,249.00 CCF	128,647 KBtu	0.886 KBtu/SqFt	\$569.73	\$0.456 /CCF	\$0.004 /SqFt
SEWER	147.00 CCF			\$403.55	\$2.745 /CCF	\$0.003 /SqFt
WATER	508.00 CCF			\$1,677.26	\$3.302 /CCF	\$0.011 /SqFt
Totals:		280,959 KBtu	1.934 KBtu/SqFt	\$8,252.47		

Energy



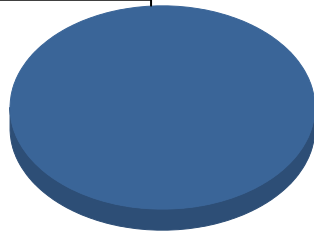
Cost



Commodity	Common Use	Energy Use	Energy Use / Area	Total Cost	Cost / Unit	Cost / Area
Place: [HERRERA_1] HERRERA ELEMENTARY 174 [BUILDING]						
Area: 86,275 SqFt						
Billing Period: Nov 2019						
ELECTRIC	56,200.00 kWh	191,754 KBtu	2.223 KBtu/SqFt	\$6,870.17	\$0.122 /kWh	\$0.080 /SqFt
NATURALGAS	2,216.00 CCF	228,248 KBtu	2.646 KBtu/SqFt	\$888.69	\$0.401 /CCF	\$0.010 /SqFt
SEWER	104.00 CCF			\$557.20	\$5.358 /CCF	\$0.006 /SqFt
WATER	892.00 CCF			\$4,503.92	\$5.049 /CCF	\$0.052 /SqFt
Totals:		420,002 KBtu	4.868 KBtu/SqFt	\$12,819.98		

Energy

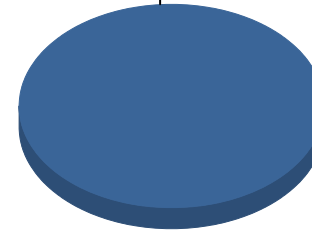
Electric



■ Electric 100.0%
Total: 100.0%

Cost

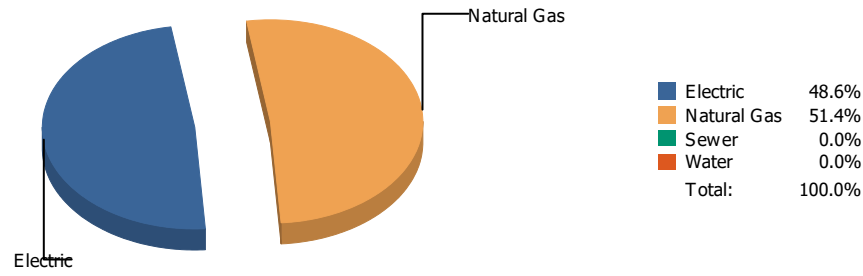
Electric



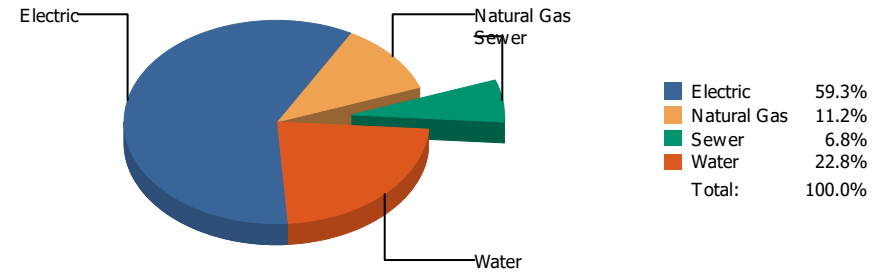
■ Electric 100.0%
Total: 100.0%

Commodity	Common Use	Energy Use	Energy Use / Area	Total Cost	Cost / Unit	Cost / Area
Place: [HIGHLAND] HIGHLAND/ANNEX 120 [BUILDING]						
Area: 33,705 SqFt						
Billing Period: Nov 2019						
ELECTRIC	29,280.00 kWh	99,903 KBtu	2.964 KBtu/SqFt	\$1,574.66	\$0.054 /kWh	\$0.047 /SqFt
Totals:		99,903 KBtu	2.964 KBtu/SqFt	\$1,574.66		

Energy

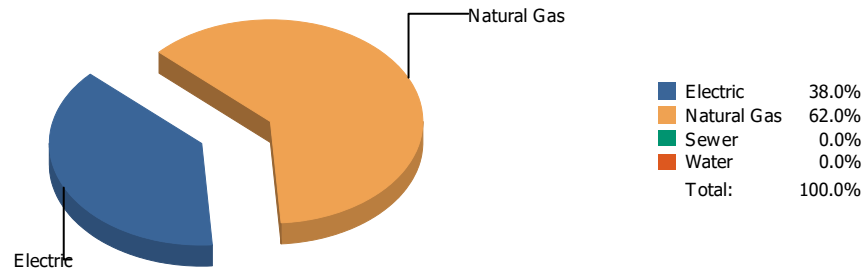


Cost

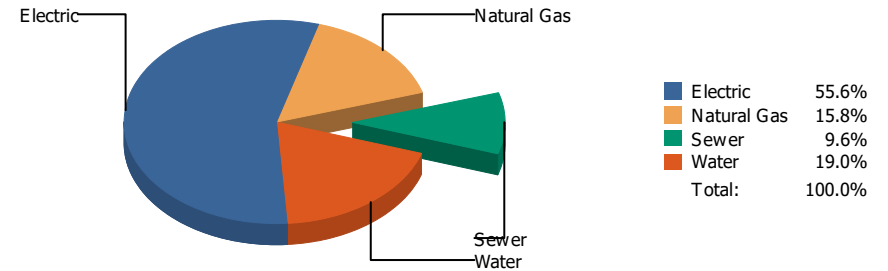


Commodity	Common Use	Energy Use	Energy Use / Area	Total Cost	Cost / Unit	Cost / Area
Place: [HILLSIDE] HILLSIDE 121 [BUILDING]						
Area: 80,656 SqFt						
Billing Period: Nov 2019						
ELECTRIC	30,847.00 kWh	105,250 KBtu	1.305 KBtu/SqFt	\$4,311.87	\$0.140 /kWh	\$0.053 /SqFt
NATURALGAS	1,082.00 CCF	111,446 KBtu	1.382 KBtu/SqFt	\$811.22	\$0.750 /CCF	\$0.010 /SqFt
SEWER	83.00 CCF			\$494.38	\$5.956 /CCF	\$0.006 /SqFt
WATER	365.00 CCF			\$1,655.98	\$4.537 /CCF	\$0.020 /SqFt
Totals:		216,696 KBtu	2.687 KBtu/SqFt	\$7,273.45		

Energy

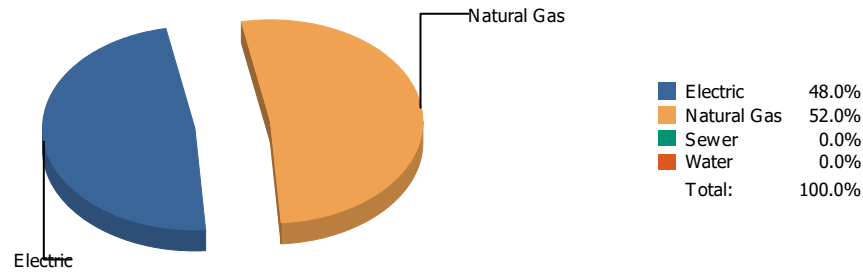


Cost

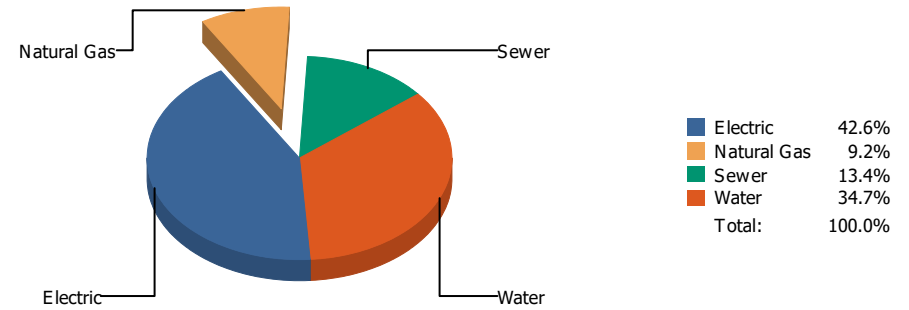


Commodity	Common Use	Energy Use	Energy Use / Area	Total Cost	Cost / Unit	Cost / Area
Place: [HOUSTON] HOUSTON 122 [BUILDING]						
Area: 84,178 SqFt						
Billing Period: Nov 2019						
ELECTRIC	21,800.00 kWh	74,382 KBtu	0.884 KBtu/SqFt	\$2,455.32	\$0.113 /kWh	\$0.029 /SqFt
NATURALGAS	1,179.00 CCF	121,437 KBtu	1.443 KBtu/SqFt	\$699.32	\$0.593 /CCF	\$0.008 /SqFt
SEWER	48.00 CCF			\$422.28	\$8.798 /CCF	\$0.005 /SqFt
WATER	156.00 CCF			\$838.21	\$5.373 /CCF	\$0.010 /SqFt
Totals:		195,819 KBtu	2.326 KBtu/SqFt	\$4,415.13		

Energy

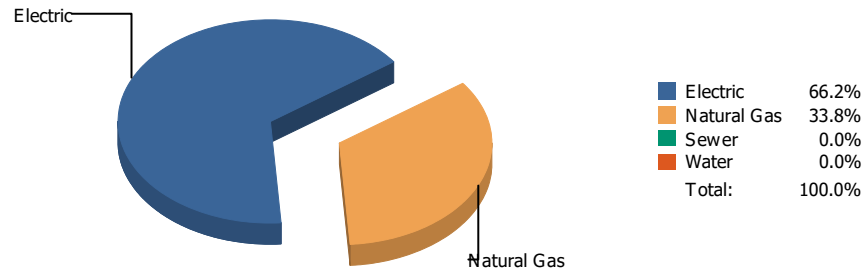


Cost

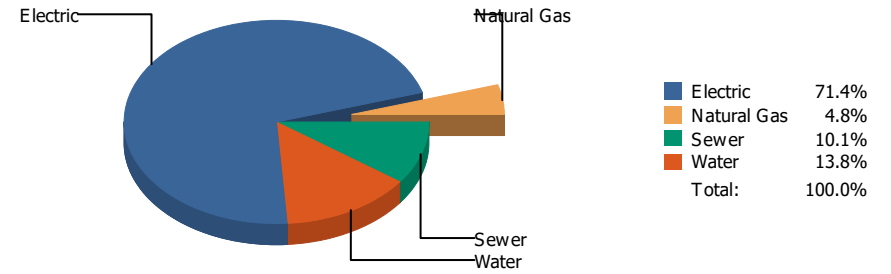


Commodity	Common Use	Energy Use	Energy Use / Area	Total Cost	Cost / Unit	Cost / Area
Place: [HUGHEY] HUGHEY 123 [BUILDING]						
Area: 74,815 SqFt						
Billing Period: Nov 2019						
ELECTRIC	28,261.00 kWh	96,427 KBtu	1.289 KBtu/SqFt	\$3,645.99	\$0.129 /kWh	\$0.049 /SqFt
NATURALGAS	1,016.00 CCF	104,648 KBtu	1.399 KBtu/SqFt	\$790.17	\$0.778 /CCF	\$0.010 /SqFt
SEWER	350.00 CCF			\$1,145.13	\$3.272 /CCF	\$0.015 /SqFt
WATER	813.00 CCF			\$2,970.48	\$3.654 /CCF	\$0.039 /SqFt
Totals:		201,075 KBtu	2.688 KBtu/SqFt	\$8,551.77		

Energy

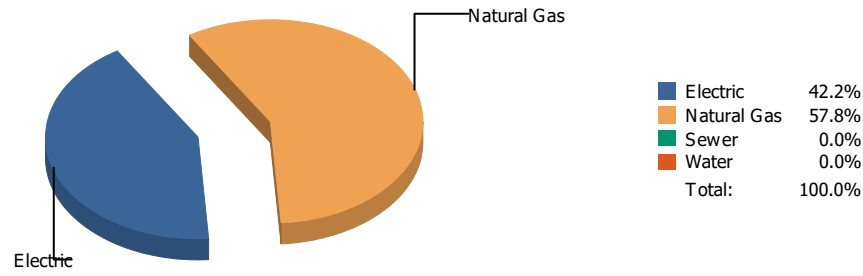


Cost

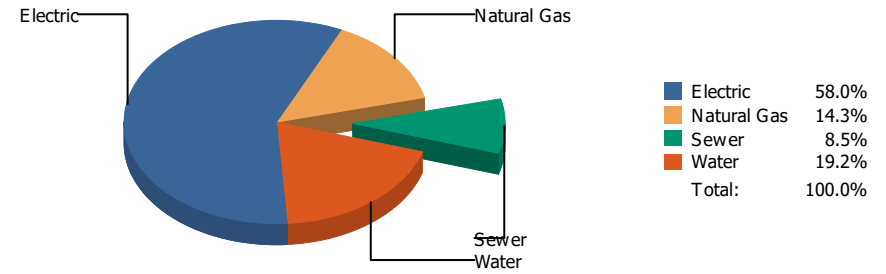


Commodity	Common Use	Energy Use	Energy Use / Area	Total Cost	Cost / Unit	Cost / Area
Place: [IRVIN] IRVIN 008 [BUILDING]						
Area: 303,804 SqFt						
Billing Period: Nov 2019						
ELECTRIC	100,231.00 kWh	341,988 KBtu	1.126 KBtu/SqFt	\$10,782.21	\$0.108 /kWh	\$0.035 /SqFt
NATURALGAS	1,699.00 CCF	174,997 KBtu	0.576 KBtu/SqFt	\$720.56	\$0.424 /CCF	\$0.002 /SqFt
SEWER	633.00 CCF			\$1,526.65	\$2.412 /CCF	\$0.005 /SqFt
WATER	829.00 CCF			\$2,081.47	\$2.511 /CCF	\$0.007 /SqFt
Totals:		516,985 KBtu	1.702 KBtu/SqFt	\$15,110.89		

Energy

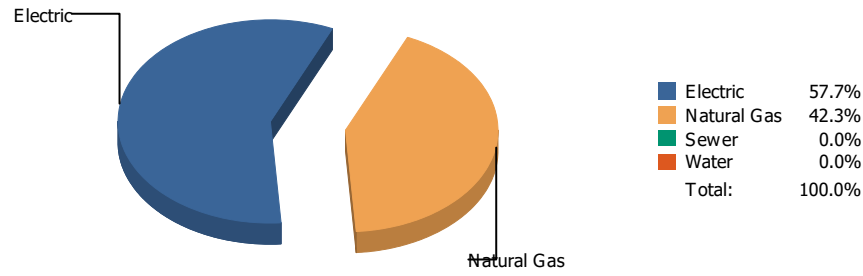


Cost

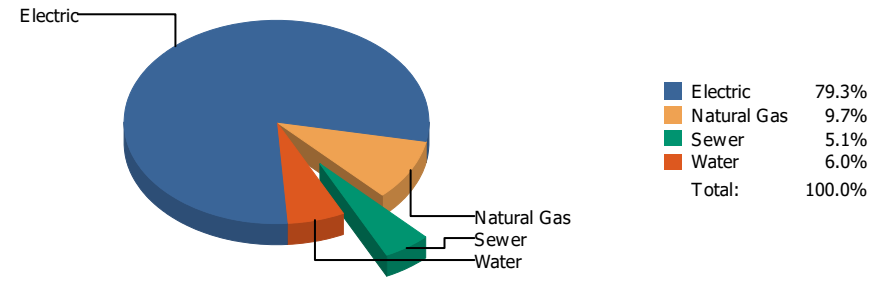


Commodity	Common Use	Energy Use	Energy Use / Area	Total Cost	Cost / Unit	Cost / Area
Place: [JEFFERSN] JEFFERSON 009 [BUILDING]						
Area: 257,708 SqFt						
Billing Period: Nov 2019						
ELECTRIC	122,565.00 kWh	418,192 KBtu	1.623 KBtu/SqFt	\$12,446.14	\$0.102 /kWh	\$0.048 /SqFt
NATURALGAS	5,554.00 CCF	572,062 KBtu	2.220 KBtu/SqFt	\$3,061.82	\$0.551 /CCF	\$0.012 /SqFt
SEWER	612.00 CCF			\$1,818.34	\$2.971 /CCF	\$0.007 /SqFt
WATER	1,056.00 CCF			\$4,120.34	\$3.902 /CCF	\$0.016 /SqFt
Totals:		990,254 KBtu	3.843 KBtu/SqFt	\$21,446.64		

Energy

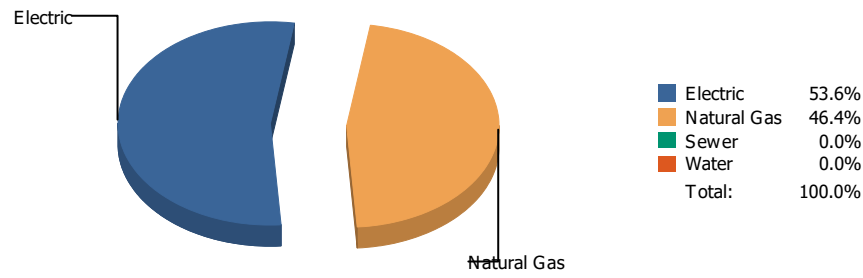


Cost

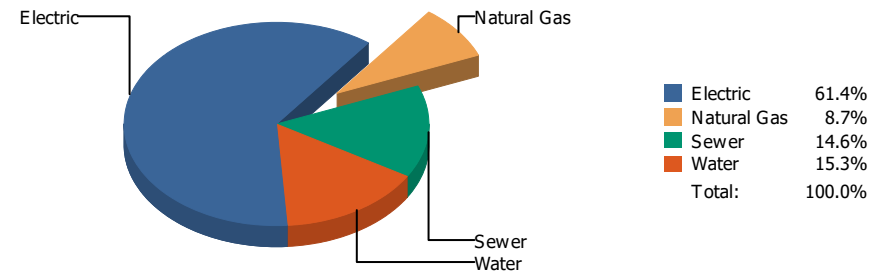


Commodity	Common Use	Energy Use	Energy Use / Area	Total Cost	Cost / Unit	Cost / Area
Place: [JOHNSON] L.B. JOHNSON 155 [BUILDING]						
Area: 87,993 SqFt						
Billing Period: Nov 2019						
ELECTRIC	52,750.00 kWh	179,983 KBtu	2.045 KBtu/SqFt	\$5,965.60	\$0.113 /kWh	\$0.068 /SqFt
NATURALGAS	1,282.00 CCF	132,046 KBtu	1.501 KBtu/SqFt	\$729.39	\$0.569 /CCF	\$0.008 /SqFt
SEWER	77.00 CCF			\$381.29	\$4.952 /CCF	\$0.004 /SqFt
WATER	101.00 CCF			\$450.75	\$4.463 /CCF	\$0.005 /SqFt
Totals:		312,029 KBtu	3.546 KBtu/SqFt	\$7,527.03		

Energy

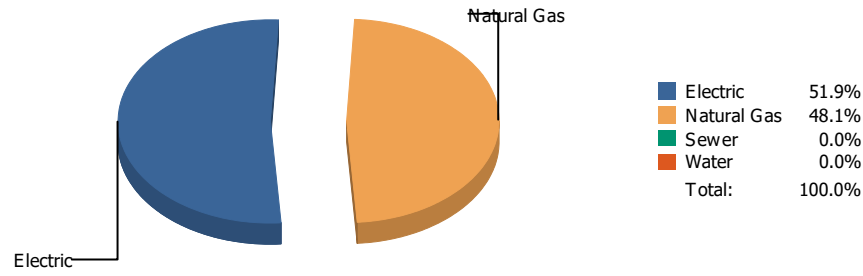


Cost

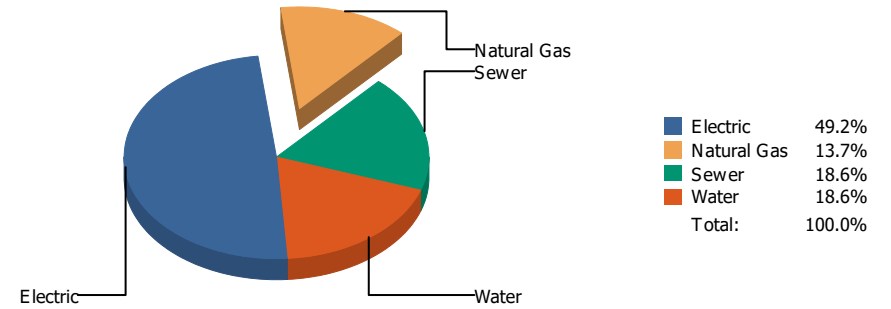


Commodity	Common Use	Energy Use	Energy Use / Area	Total Cost	Cost / Unit	Cost / Area
Place: [KOHLBERG] KOHLBERG ELEMENTARY [BUILDING]						
Area: 99,884 SqFt						
Billing Period: Nov 2019						
ELECTRIC	30,900.00 kWh	105,431 KBtu	1.056 KBtu/SqFt	\$4,219.92	\$0.137 /kWh	\$0.042 /SqFt
NATURALGAS	887.00 CCF	91,361 KBtu	0.915 KBtu/SqFt	\$600.71	\$0.677 /CCF	\$0.006 /SqFt
SEWER	342.00 CCF			\$1,007.25	\$2.945 /CCF	\$0.010 /SqFt
WATER	344.00 CCF			\$1,048.99	\$3.049 /CCF	\$0.010 /SqFt
Totals:		196,792 KBtu	1.970 KBtu/SqFt	\$6,876.87		

Energy

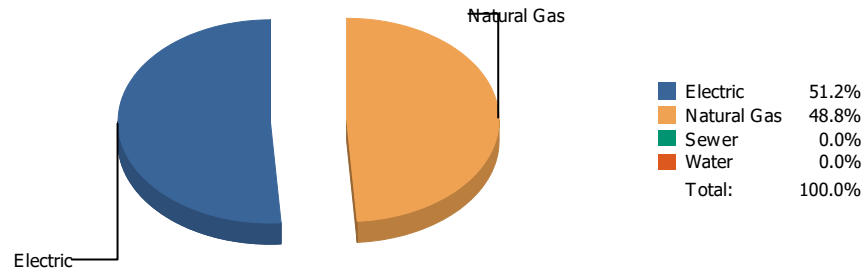


Cost

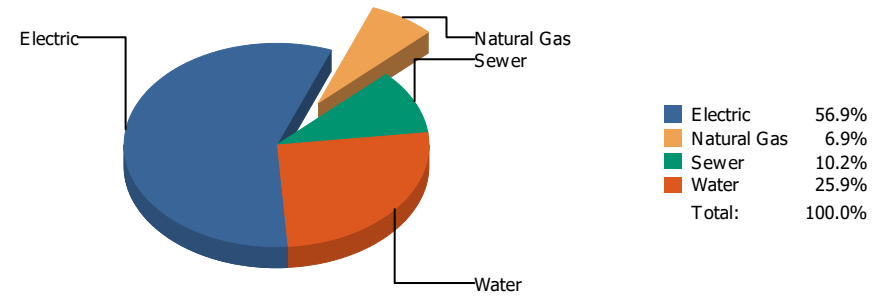


Commodity	Common Use	Energy Use	Energy Use / Area	Total Cost	Cost / Unit	Cost / Area
Place: [LAMAR] LAMAR 125 [BUILDING]						
Area: 76,252 SqFt						
Billing Period: Nov 2019						
ELECTRIC	19,800.00 kWh	67,558 KBtu	0.886 KBtu/SqFt	\$2,355.73	\$0.119 /kWh	\$0.031 /SqFt
NATURALGAS	609.00 CCF	62,727 KBtu	0.823 KBtu/SqFt	\$655.06	\$1.076 /CCF	\$0.008 /SqFt
SEWER	168.00 CCF			\$892.15	\$5.310 /CCF	\$0.012 /SqFt
WATER	186.00 CCF			\$889.63	\$4.783 /CCF	\$0.012 /SqFt
Totals:		130,285 KBtu	1.709 KBtu/SqFt	\$4,792.57		

Energy

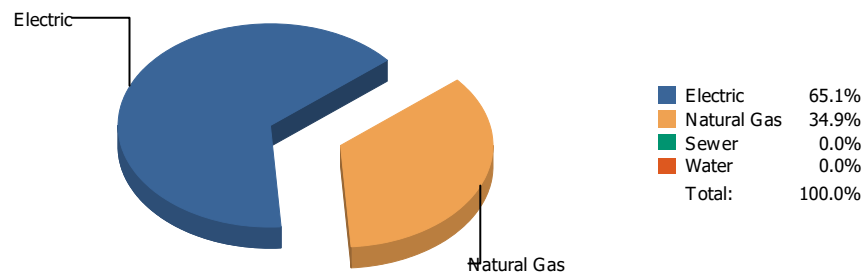


Cost

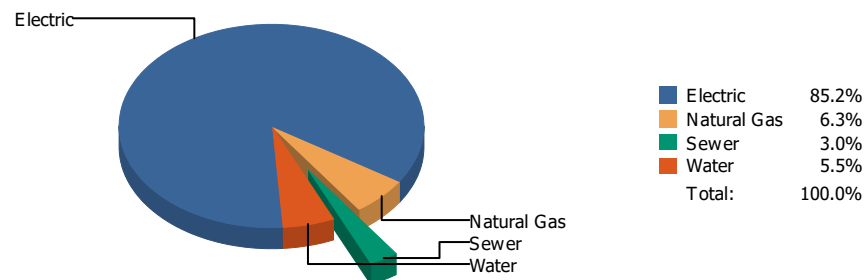


Commodity	Common Use	Energy Use	Energy Use / Area	Total Cost	Cost / Unit	Cost / Area
Place: [LEE] LEE 150 [BUILDING]						
Area: 78,368 SqFt						
Billing Period: Nov 2019						
ELECTRIC	22,750.00 kWh	77,623 KBtu	0.990 KBtu/SqFt	\$3,238.38	\$0.142 /kWh	\$0.041 /SqFt
NATURALGAS	717.00 CCF	73,851 KBtu	0.942 KBtu/SqFt	\$395.24	\$0.551 /CCF	\$0.005 /SqFt
SEWER	76.00 CCF			\$579.58	\$7.626 /CCF	\$0.007 /SqFt
WATER	211.00 CCF			\$1,475.32	\$6.992 /CCF	\$0.019 /SqFt
Totals:		151,474 KBtu	1.933 KBtu/SqFt	\$5,688.52		

Energy

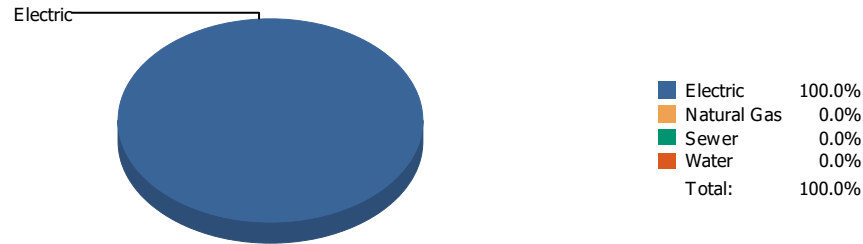


Cost

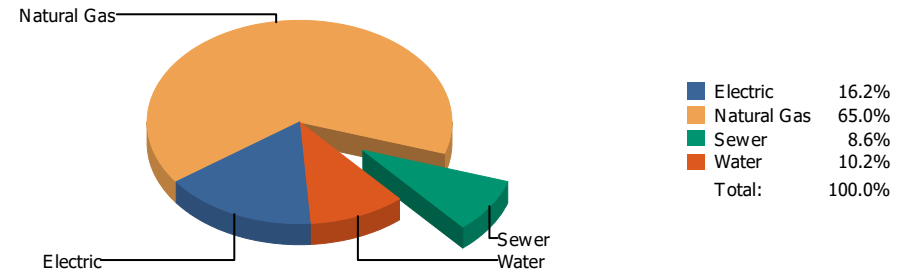


Commodity	Common Use	Energy Use	Energy Use / Area	Total Cost	Cost / Unit	Cost / Area
Place: [LINCOLN] LINCOLN 051 [BUILDING]						
Area: 163,678 SqFt						
Billing Period: Nov 2019						
ELECTRIC	125,551.00 kWh	428,380 KBtu	2.617 KBtu/SqFt	\$12,014.39	\$0.096 /kWh	\$0.073 /SqFt
NATURALGAS	2,231.00 CCF	229,793 KBtu	1.404 KBtu/SqFt	\$893.65	\$0.401 /CCF	\$0.005 /SqFt
SEWER	99.00 CCF			\$426.61	\$4.309 /CCF	\$0.003 /SqFt
WATER	218.00 CCF			\$774.23	\$3.552 /CCF	\$0.005 /SqFt
Totals:		658,173 KBtu	4.021 KBtu/SqFt	\$14,108.88		

Energy

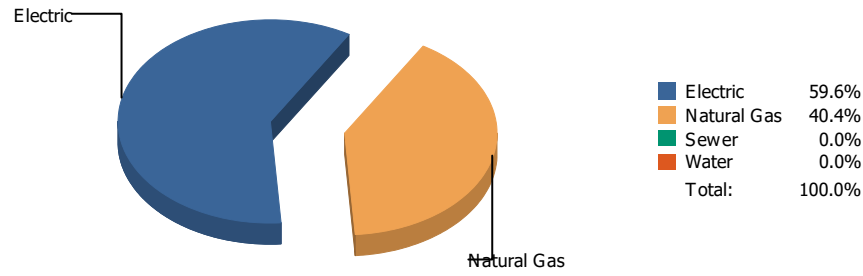


Cost

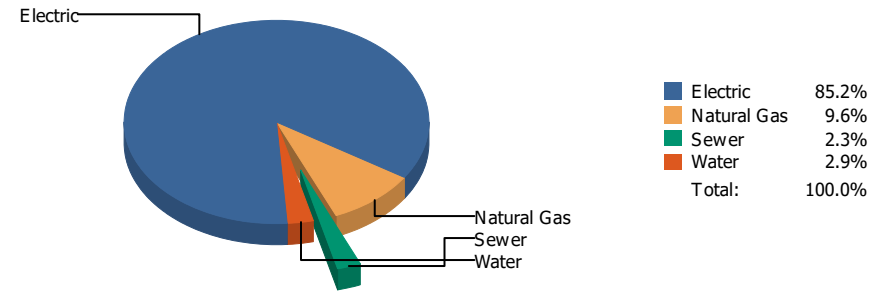


Commodity	Common Use	Energy Use	Energy Use / Area	Total Cost	Cost / Unit	Cost / Area
Place: [LIVE-MAT] LIVE MATERIAL CENTER 929 [BUILDING]						
Area: 2,483 SqFt						
Billing Period: Nov 2019						
ELECTRIC	321.00 kWh	1,095 KBtu	0.441 KBtu/SqFt	\$73.10	\$0.228 /kWh	\$0.029 /SqFt
NATURALGAS	0.00 CCF	0 KBtu	0.000 KBtu/SqFt	\$293.98	\$0.000 /CCF	\$0.118 /SqFt
SEWER	3.00 CCF			\$38.88	\$12.960 /CCF	\$0.016 /SqFt
WATER	9.00 CCF			\$46.10	\$5.122 /CCF	\$0.019 /SqFt
Totals:		1,095 KBtu	0.441 KBtu/SqFt	\$452.06		

Energy

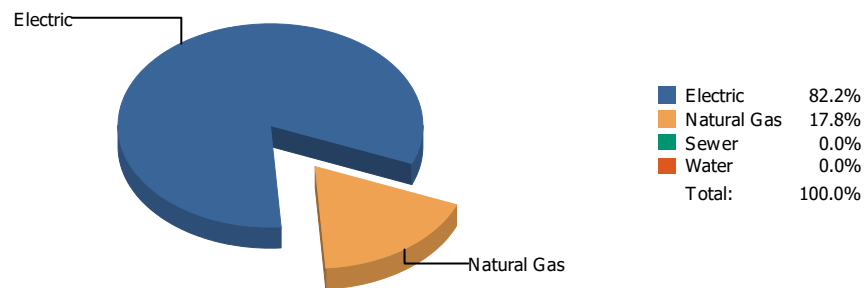


Cost

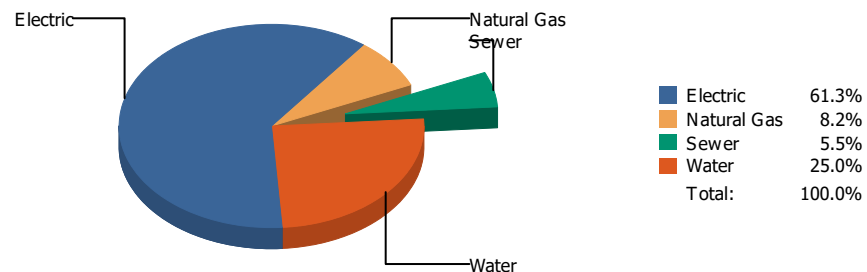


Commodity	Common Use	Energy Use	Energy Use / Area	Total Cost	Cost / Unit	Cost / Area
Place: [LOGAN] LOGAN 128 [BUILDING]						
Area: 72,248 SqFt						
Billing Period: Nov 2019						
ELECTRIC	46,800.00 kWh	159,682 KBtu	2.210 KBtu/SqFt	\$4,510.65	\$0.096 /kWh	\$0.062 /SqFt
NATURALGAS	1,050.00 CCF	108,150 KBtu	1.497 KBtu/SqFt	\$505.57	\$0.481 /CCF	\$0.007 /SqFt
SEWER	11.00 CCF			\$123.39	\$11.217 /CCF	\$0.002 /SqFt
WATER	18.00 CCF			\$152.65	\$8.481 /CCF	\$0.002 /SqFt
Totals:		267,832 KBtu	3.707 KBtu/SqFt	\$5,292.26		

Energy

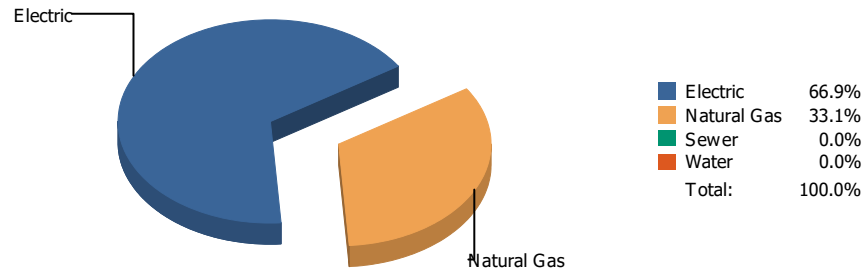


Cost

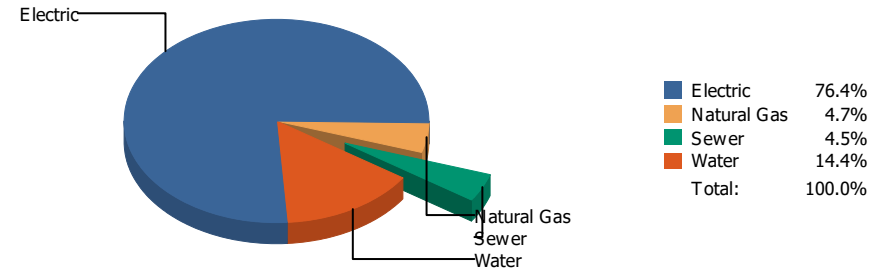


Commodity	Common Use	Energy Use	Energy Use / Area	Total Cost	Cost / Unit	Cost / Area
Place: [LUNDY_2] LUNDY 177 [BUILDING]						
Area: 112,731 SqFt						
Billing Period: Nov 2019						
ELECTRIC	58,600.00 kWh	199,943 KBtu	1.774 KBtu/SqFt	\$6,681.56	\$0.114 /kWh	\$0.059 /SqFt
NATURALGAS	419.00 CCF	43,157 KBtu	0.383 KBtu/SqFt	\$895.34	\$2.137 /CCF	\$0.008 /SqFt
SEWER	124.00 CCF			\$598.40	\$4.826 /CCF	\$0.005 /SqFt
WATER	519.00 CCF			\$2,722.84	\$5.246 /CCF	\$0.024 /SqFt
Totals:		243,100 KBtu	2.156 KBtu/SqFt	\$10,898.14		

Energy

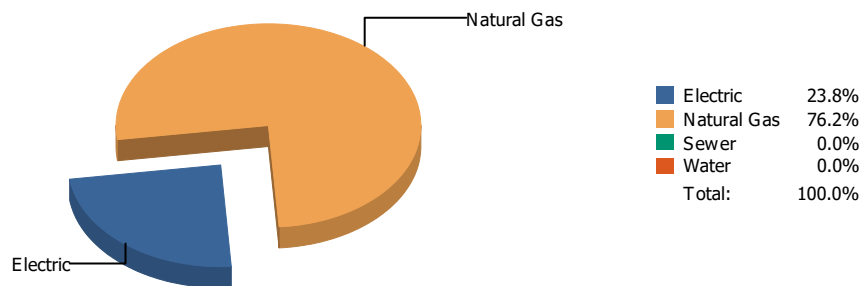


Cost

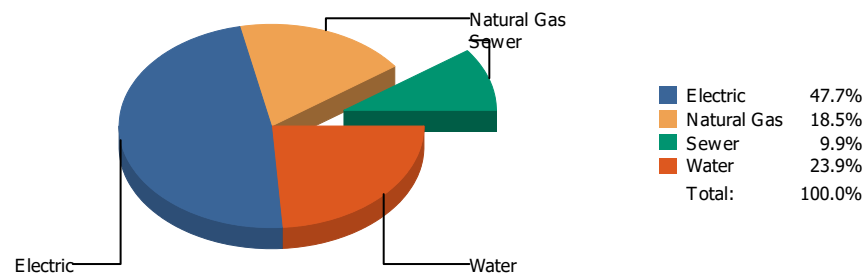


Commodity	Common Use	Energy Use	Energy Use / Area	Total Cost	Cost / Unit	Cost / Area
Place: [MAC] MACARTHUR 129 [BUILDING]						
Area: 143,341 SqFt						
Billing Period: Nov 2019						
ELECTRIC	65,160.00 kWh	222,326 KBtu	1.551 KBtu/SqFt	\$8,304.53	\$0.127 /kWh	\$0.058 /SqFt
NATURALGAS	1,066.00 CCF	109,798 KBtu	0.766 KBtu/SqFt	\$509.36	\$0.478 /CCF	\$0.004 /SqFt
SEWER	130.00 CCF			\$490.47	\$3.773 /CCF	\$0.003 /SqFt
WATER	337.00 CCF			\$1,570.64	\$4.661 /CCF	\$0.011 /SqFt
Totals:		332,124 KBtu	2.317 KBtu/SqFt	\$10,875.00		

Energy

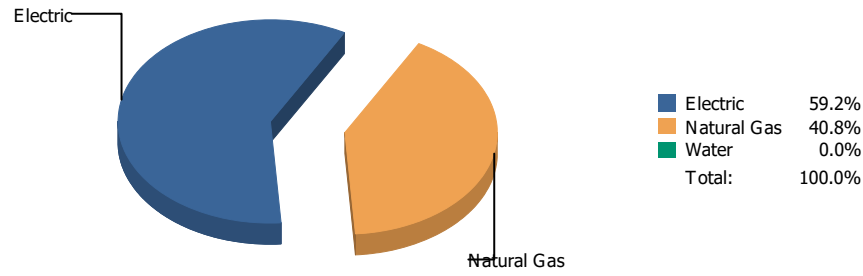


Cost

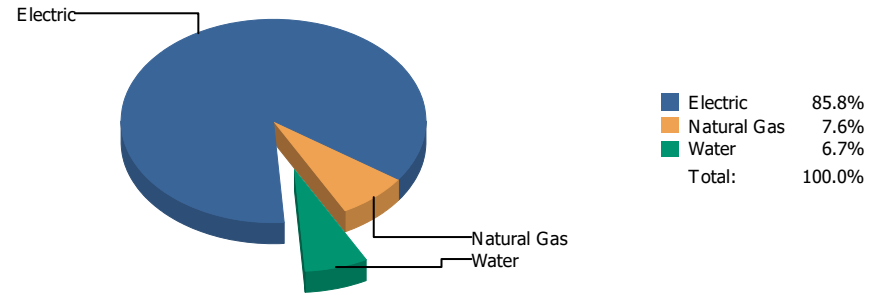


Commodity	Common Use	Energy Use	Energy Use / Area	Total Cost	Cost / Unit	Cost / Area
Place: [MAGOFFIN] MAGOFFIN 047 [BUILDING]						
Area: 76,378 SqFt						
Billing Period: Nov 2019						
ELECTRIC	17,370.00 kWh	59,266 KBtu	0.776 KBtu/SqFt	\$1,974.48	\$0.114 /kWh	\$0.026 /SqFt
NATURALGAS	1,841.00 CCF	189,623 KBtu	2.483 KBtu/SqFt	\$767.73	\$0.417 /CCF	\$0.010 /SqFt
SEWER	32.00 CCF			\$408.88	\$12.778 /CCF	\$0.005 /SqFt
WATER	114.00 CCF			\$992.34	\$8.705 /CCF	\$0.013 /SqFt
Totals:		248,889 KBtu	3.259 KBtu/SqFt	\$4,143.43		

Energy

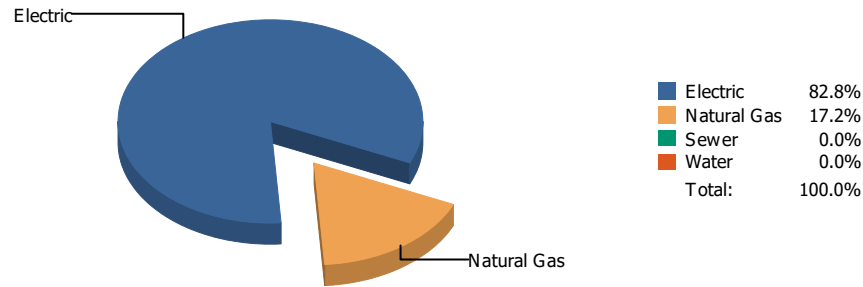


Cost

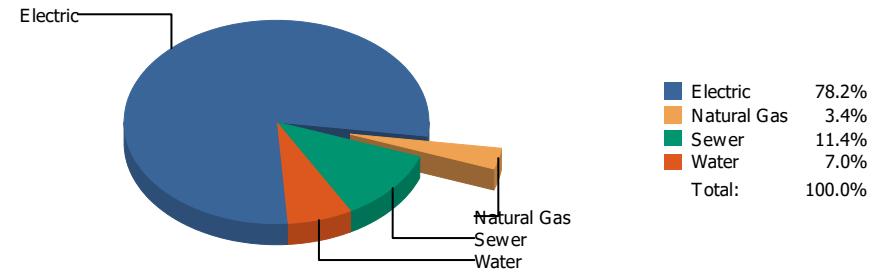


Commodity	Common Use	Energy Use	Energy Use / Area	Total Cost	Cost / Unit	Cost / Area
Place: [MAGOFFINNEWMIDDLESCHOOL] MAGOFFIN NEW MIDDLE SCHOOL [BUILDING]						
Area: 116,136 SqFt						
Billing Period: Nov 2019						
ELECTRIC	83,800.00 kWh	285,926 KBtu	2.462 KBtu/SqFt	\$8,995.13	\$0.107 /kWh	\$0.077 /SqFt
NATURALGAS	1,915.00 CCF	197,245 KBtu	1.698 KBtu/SqFt	\$792.10	\$0.414 /CCF	\$0.007 /SqFt
WATER	60.00 CCF			\$700.09	\$11.668 /CCF	\$0.006 /SqFt
Totals:		483,171 KBtu	4.160 KBtu/SqFt	\$10,487.32		

Energy

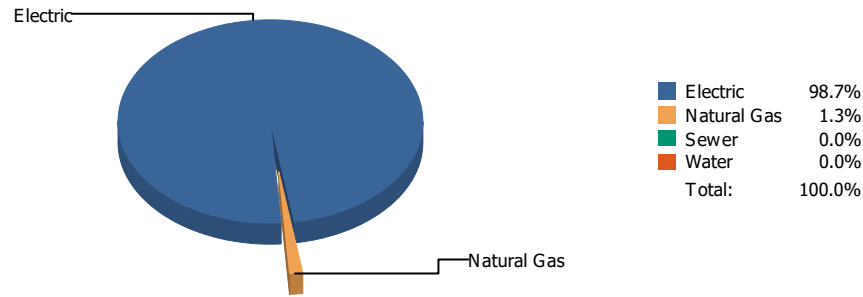


Cost

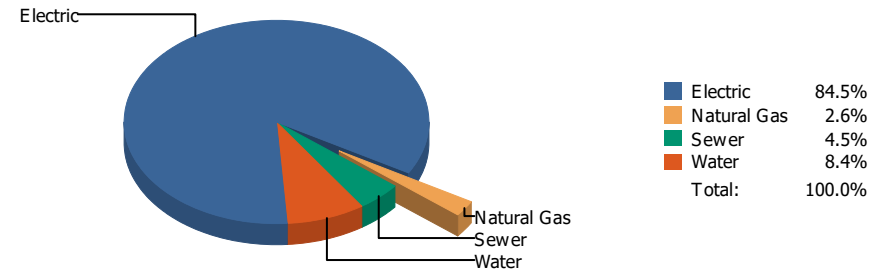


Commodity	Common Use	Energy Use	Energy Use / Area	Total Cost	Cost / Unit	Cost / Area
Place: [MAXINE] MAXINE SILVA HEALTH MAGNET 011 [BUILDING]						
Area: 80,909 SqFt						
Billing Period: Nov 2019						
ELECTRIC	75,300.00 kWh	256,924 KBtu	3.175 KBtu/SqFt	\$7,536.09	\$0.100 /kWh	\$0.093 /SqFt
NATURALGAS	517.00 CCF	53,251 KBtu	0.658 KBtu/SqFt	\$328.30	\$0.635 /CCF	\$0.004 /SqFt
SEWER	423.00 CCF			\$1,094.05	\$2.586 /CCF	\$0.014 /SqFt
WATER	185.00 CCF			\$672.91	\$3.637 /CCF	\$0.008 /SqFt
Totals:		310,175 KBtu	3.834 KBtu/SqFt	\$9,631.35		

Energy

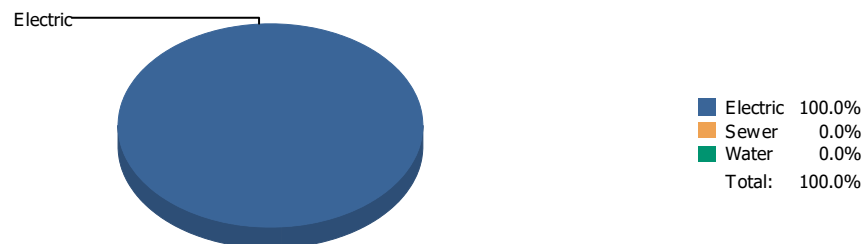


Cost

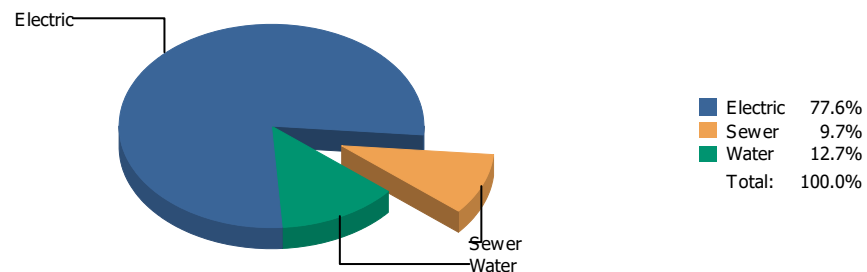


Commodity	Common Use	Energy Use	Energy Use / Area	Total Cost	Cost / Unit	Cost / Area
Place: [MESITA] MESITA 130 [BUILDING]						
Area: 100,583 SqFt						
Billing Period: Nov 2019						
ELECTRIC	90,240.00 kWh	307,899 KBtu	3.061 KBtu/SqFt	\$10,193.34	\$0.113 /kWh	\$0.101 /SqFt
NATURALGAS	40.00 CCF	4,120 KBtu	0.041 KBtu/SqFt	\$308.10	\$7.703 /CCF	\$0.003 /SqFt
SEWER	100.00 CCF			\$548.96	\$5.490 /CCF	\$0.005 /SqFt
WATER	162.00 CCF			\$1,019.17	\$6.291 /CCF	\$0.010 /SqFt
Totals:		312,019 KBtu	3.102 KBtu/SqFt	\$12,069.57		

Energy

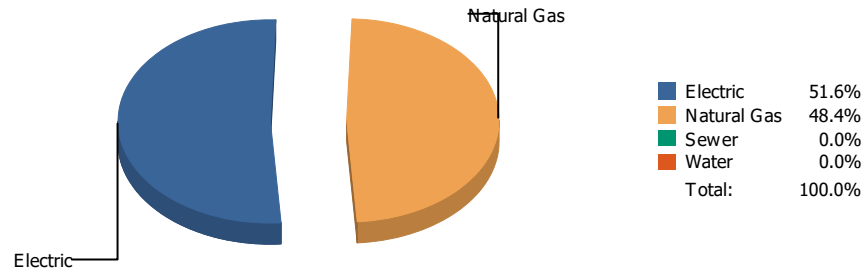


Cost

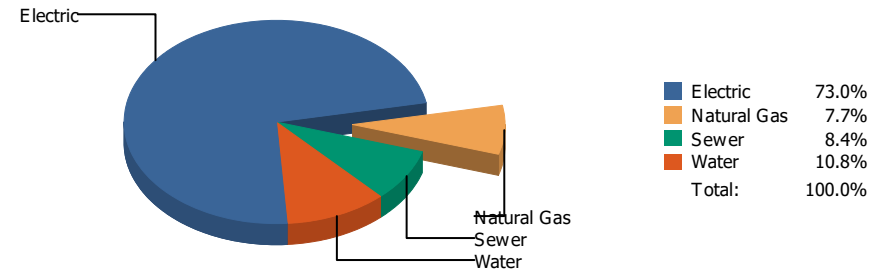


Commodity	Common Use	Energy Use	Energy Use / Area	Total Cost	Cost / Unit	Cost / Area
Place: [MILAM] MILAM 131 [BUILDING]						
Area: 63,641 SqFt						
Billing Period: Nov 2019						
ELECTRIC	17,160.00 kWh	58,550 KBtu	0.920 KBtu/SqFt	\$2,943.90	\$0.172 /kWh	\$0.046 /SqFt
SEWER	71.00 CCF			\$368.93	\$5.196 /CCF	\$0.006 /SqFt
WATER	114.00 CCF			\$479.87	\$4.209 /CCF	\$0.008 /SqFt
Totals:		58,550 KBtu	0.920 KBtu/SqFt	\$3,792.70		

Energy

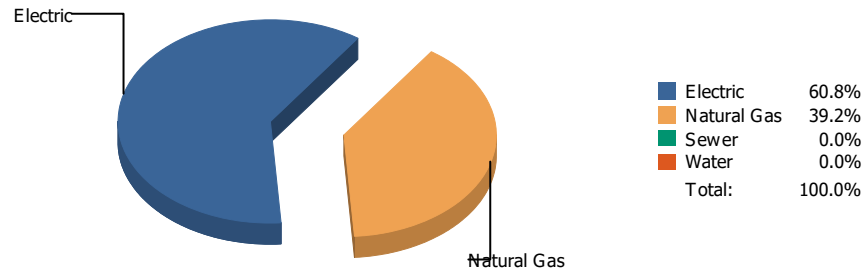


Cost

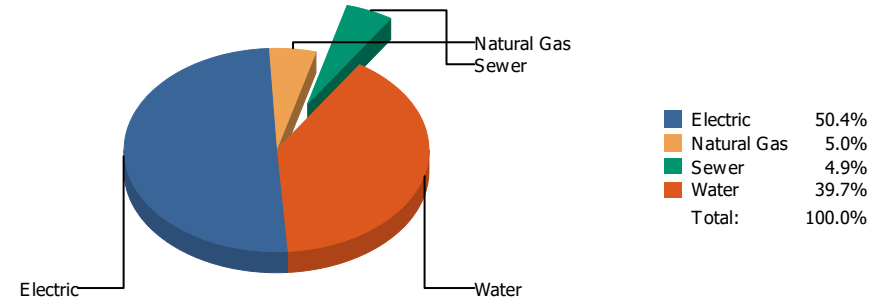


Commodity	Common Use	Energy Use	Energy Use / Area	Total Cost	Cost / Unit	Cost / Area
Place: [MOREHEAD] MOREHEAD 046 [BUILDING]						
Area: 119,353 SqFt						
Billing Period: Nov 2019						
ELECTRIC	69,128.00 kWh	235,865 KBtu	1.976 KBtu/SqFt	\$8,238.59	\$0.119 /kWh	\$0.069 /SqFt
NATURALGAS	2,151.00 CCF	221,553 KBtu	1.856 KBtu/SqFt	\$870.25	\$0.405 /CCF	\$0.007 /SqFt
SEWER	295.00 CCF			\$950.66	\$3.223 /CCF	\$0.008 /SqFt
WATER	427.00 CCF			\$1,218.66	\$2.854 /CCF	\$0.010 /SqFt
Totals:		457,418 KBtu	3.832 KBtu/SqFt	\$11,278.16		

Energy

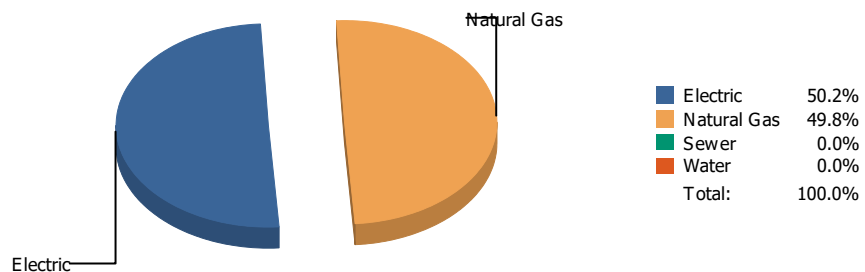


Cost

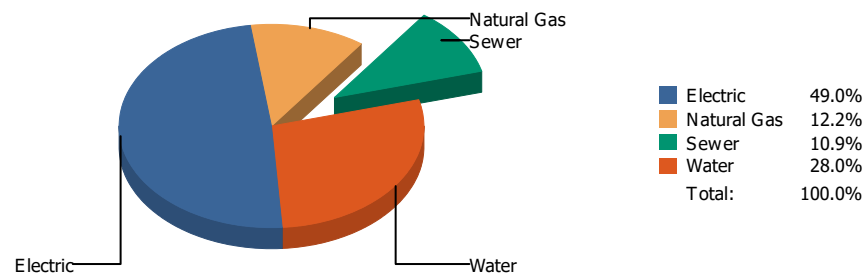


Commodity	Common Use	Energy Use	Energy Use / Area	Total Cost	Cost / Unit	Cost / Area
Place: [MOYE_2] HR MOYE [BUILDING]						
Area: 93,197 SqFt						
Billing Period: Nov 2019						
ELECTRIC	46,320.00 kWh	158,044 KBtu	1.696 KBtu/SqFt	\$4,906.44	\$0.106 /kWh	\$0.053 /SqFt
NATURALGAS	990.00 CCF	101,970 KBtu	1.094 KBtu/SqFt	\$485.70	\$0.491 /CCF	\$0.005 /SqFt
SEWER	65.00 CCF			\$476.86	\$7.336 /CCF	\$0.005 /SqFt
WATER	552.00 CCF			\$3,870.30	\$7.011 /CCF	\$0.041 /SqFt
Totals:		260,014 KBtu	2.790 KBtu/SqFt	\$9,739.30		

Energy

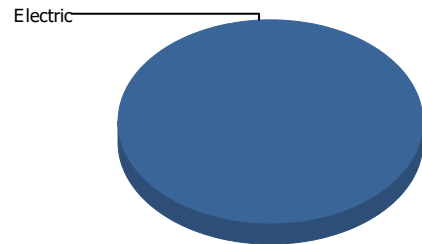


Cost



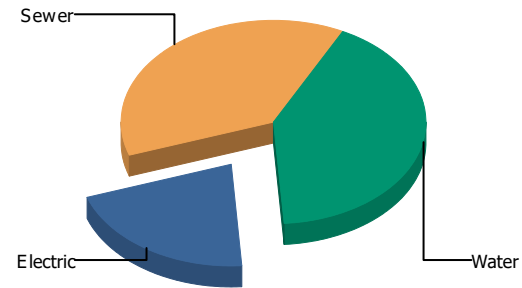
Commodity	Common Use	Energy Use	Energy Use / Area	Total Cost	Cost / Unit	Cost / Area
Place: [MULTI-MEDIACENTER] MULTI-MEDIA CENTER [BUILDING]						
Area: 27,633 SqFt						
Billing Period: Nov 2019						
ELECTRIC	8,766.00 kWh	29,910 KBtu	1.082 KBtu/SqFt	\$1,000.01	\$0.114 /kWh	\$0.036 /SqFt
NATURALGAS	288.00 CCF	29,664 KBtu	1.073 KBtu/SqFt	\$248.19	\$0.862 /CCF	\$0.009 /SqFt
SEWER	59.00 CCF			\$222.27	\$3.767 /CCF	\$0.008 /SqFt
WATER	143.00 CCF			\$570.80	\$3.992 /CCF	\$0.021 /SqFt
Totals:		59,574 KBtu	2.156 KBtu/SqFt	\$2,041.27		

Energy



■ Electric 100.0%
 ■ Sewer 0.0%
 ■ Water 0.0%
 Total: 100.0%

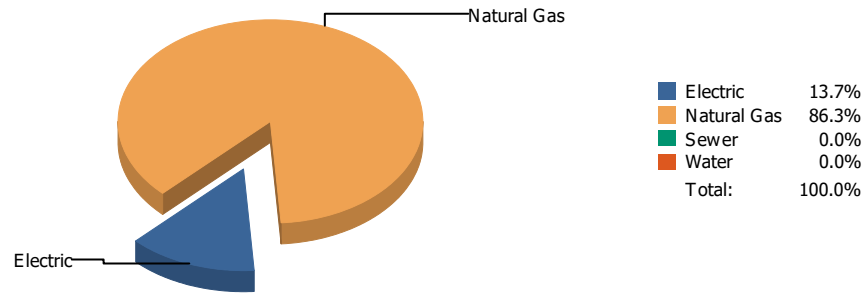
Cost



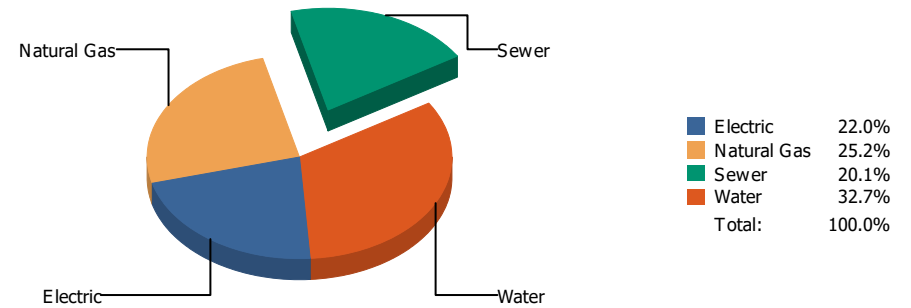
■ Electric 21.0%
 ■ Sewer 37.6%
 ■ Water 41.5%
 Total: 100.0%

Commodity	Common Use	Energy Use	Energy Use / Area	Total Cost	Cost / Unit	Cost / Area
Place: [NE-AREA-OFFICES] N.E. AREA OFFICES 882 [BUILDING]						
Area: 7,328 SqFt						
Billing Period: Nov 2019						
ELECTRIC	160.00 kWh	546 KBtu	0.074 KBtu/SqFt	\$36.49	\$0.228 /kWh	\$0.005 /SqFt
SEWER	0.00 CCF			\$65.40	\$0.000 /CCF	\$0.009 /SqFt
WATER	14.00 CCF			\$72.20	\$5.157 /CCF	\$0.010 /SqFt
Totals:		546 KBtu	0.074 KBtu/SqFt	\$174.09		

Energy

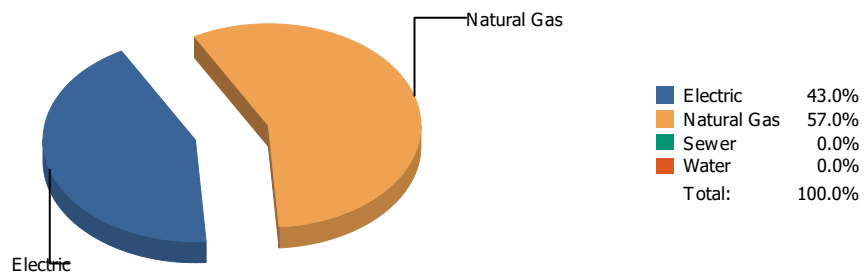


Cost

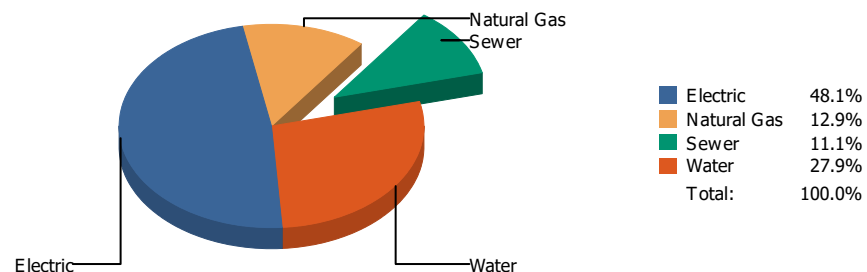


Commodity	Common Use	Energy Use	Energy Use / Area	Total Cost	Cost / Unit	Cost / Area
Place: [NETTRANSPORTATION] N.E. TRANSPORTATION 826 [BUILDING]						
Area: 5,995 SqFt						
Billing Period: Nov 2019						
ELECTRIC	5,584.00 kWh	19,053 KBtu	3.178 KBtu/SqFt	\$474.83	\$0.085 /kWh	\$0.079 /SqFt
NATURALGAS	1,164.00 CCF	119,892 KBtu	19.999 KBtu/SqFt	\$543.33	\$0.467 /CCF	\$0.091 /SqFt
SEWER	44.00 CCF			\$433.60	\$9.855 /CCF	\$0.072 /SqFt
WATER	160.00 CCF			\$705.89	\$4.412 /CCF	\$0.118 /SqFt
Totals:		138,945 KBtu	23.177 KBtu/SqFt	\$2,157.65		

Energy

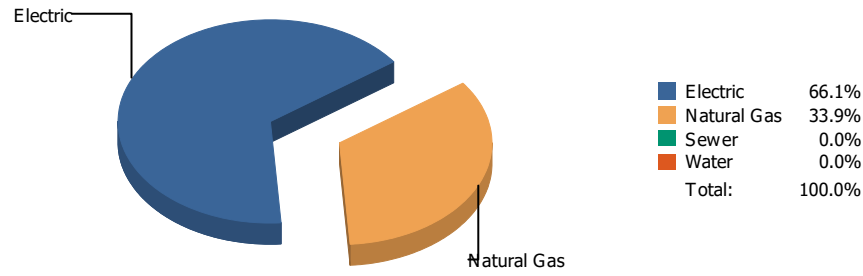


Cost

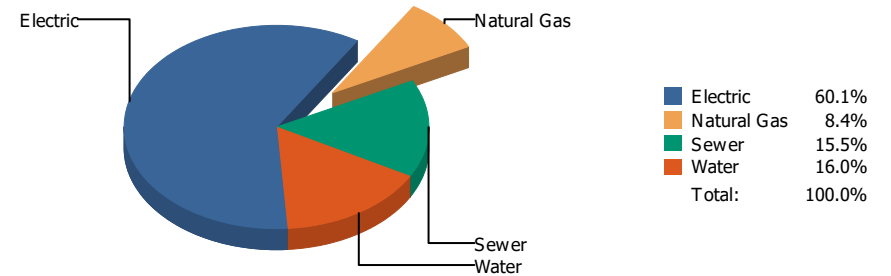


Commodity	Common Use	Energy Use	Energy Use / Area	Total Cost	Cost / Unit	Cost / Area
Place: [NEWMAN] NEWMAN ELEMENTARY 133 [BUILDING]						
Area: 73,291 SqFt						
Billing Period: Nov 2019						
ELECTRIC	23,959.00 kWh	81,748 KBtu	1.115 KBtu/SqFt	\$2,992.09	\$0.125 /kWh	\$0.041 /SqFt
NATURALGAS	1,053.00 CCF	108,459 KBtu	1.480 KBtu/SqFt	\$802.80	\$0.762 /CCF	\$0.011 /SqFt
SEWER	248.00 CCF			\$691.67	\$2.789 /CCF	\$0.009 /SqFt
WATER	527.00 CCF			\$1,736.85	\$3.296 /CCF	\$0.024 /SqFt
Totals:		190,207 KBtu	2.595 KBtu/SqFt	\$6,223.41		

Energy

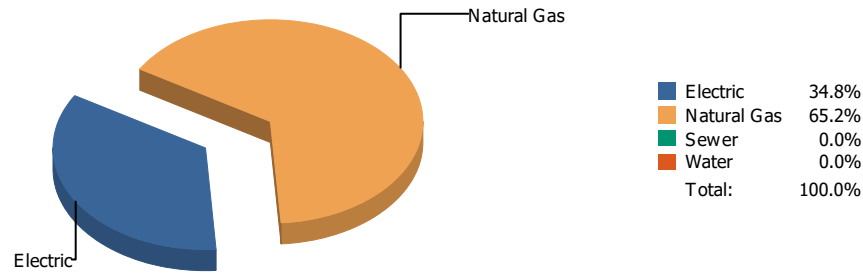


Cost

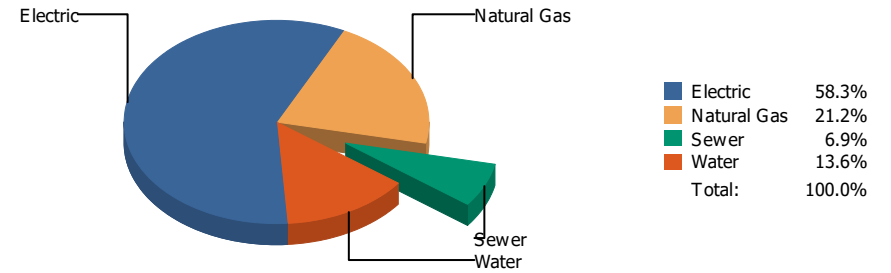


Commodity	Common Use	Energy Use	Energy Use / Area	Total Cost	Cost / Unit	Cost / Area
Place: [NIXON] L.A. NIXON 161 [BUILDING]						
Area: 76,873 SqFt						
Billing Period: Nov 2019						
ELECTRIC	29,680.00 kWh	101,268 KBtu	1.317 KBtu/SqFt	\$3,366.23	\$0.113 /kWh	\$0.044 /SqFt
NATURALGAS	505.00 CCF	52,015 KBtu	0.677 KBtu/SqFt	\$472.02	\$0.935 /CCF	\$0.006 /SqFt
SEWER	226.00 CCF			\$869.02	\$3.845 /CCF	\$0.011 /SqFt
WATER	215.00 CCF			\$893.59	\$4.156 /CCF	\$0.011 /SqFt
Totals:		153,283 KBtu	1.994 KBtu/SqFt	\$5,600.86		

Energy

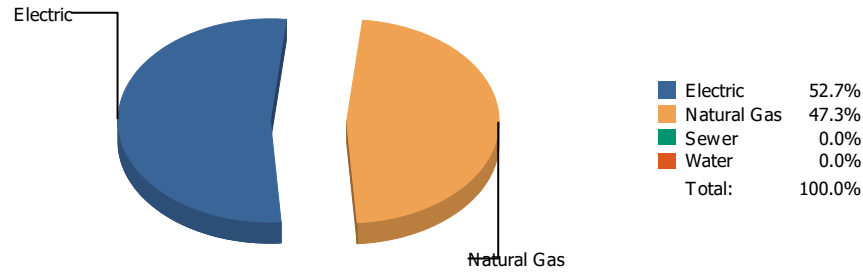


Cost

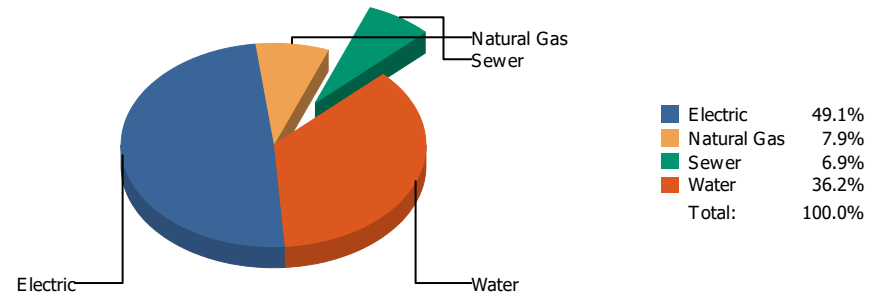


Commodity	Common Use	Energy Use	Energy Use / Area	Total Cost	Cost / Unit	Cost / Area
Place: [OCC-CTR] OCCUPATIONAL CTR. [BUILDING]						
Area: 11,845 SqFt						
Billing Period: Nov 2019						
ELECTRIC	6,500.00 kWh	22,178 KBtu	1.872 KBtu/SqFt	\$795.81	\$0.122 /kWh	\$0.067 /SqFt
NATURALGAS	404.00 CCF	41,612 KBtu	3.513 KBtu/SqFt	\$288.94	\$0.715 /CCF	\$0.024 /SqFt
SEWER	7.00 CCF			\$94.48	\$13.497 /CCF	\$0.008 /SqFt
WATER	15.00 CCF			\$185.44	\$12.363 /CCF	\$0.016 /SqFt
Totals:		63,790 KBtu	5.385 KBtu/SqFt	\$1,364.67		

Energy

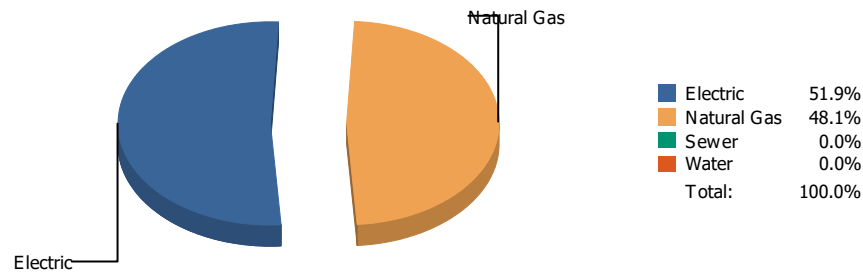


Cost

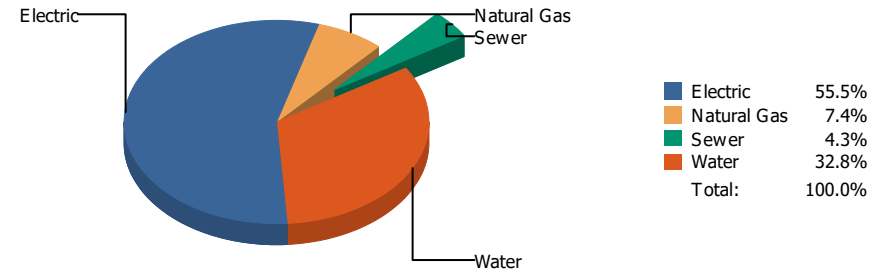


Commodity	Common Use	Energy Use	Energy Use / Area	Total Cost	Cost / Unit	Cost / Area
Place: [PARK] PARK 134 [BUILDING]						
Area: 63,609 SqFt						
Billing Period: Nov 2019						
ELECTRIC	26,151.00 kWh	89,227 KBtu	1.403 KBtu/SqFt	\$3,527.92	\$0.135 /kWh	\$0.055 /SqFt
NATURALGAS	776.00 CCF	79,928 KBtu	1.257 KBtu/SqFt	\$564.85	\$0.728 /CCF	\$0.009 /SqFt
SEWER	104.00 CCF			\$495.76	\$4.767 /CCF	\$0.008 /SqFt
WATER	441.00 CCF			\$2,598.64	\$5.893 /CCF	\$0.041 /SqFt
Totals:		169,155 KBtu	2.659 KBtu/SqFt	\$7,187.17		

Energy

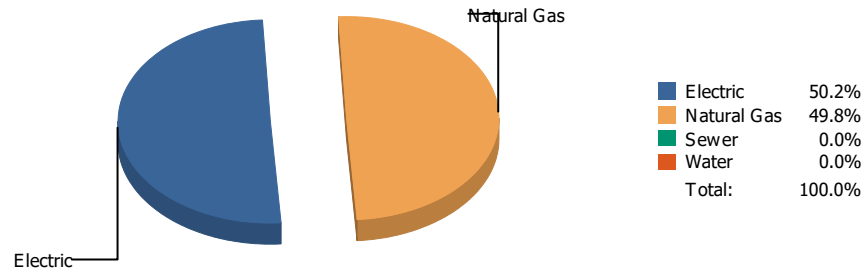


Cost

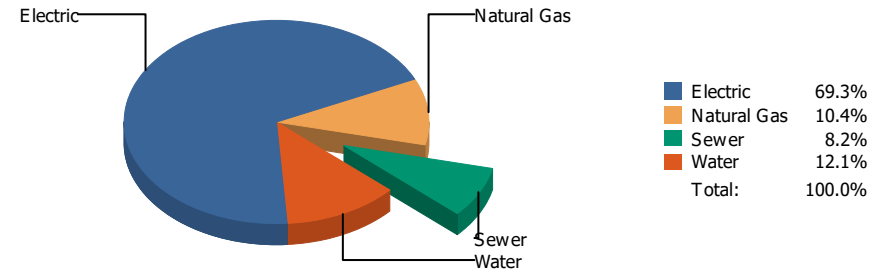


Commodity	Common Use	Energy Use	Energy Use / Area	Total Cost	Cost / Unit	Cost / Area
Place: [PAUL-MORENO_1] PAUL MORENO 167 [BUILDING]						
Area: 87,824 SqFt						
Billing Period: Nov 2019						
ELECTRIC	48,800.00 kWh	166,506 KBtu	1.896 KBtu/SqFt	\$6,048.42	\$0.124 /kWh	\$0.069 /SqFt
NATURALGAS	1,496.00 CCF	154,088 KBtu	1.755 KBtu/SqFt	\$800.96	\$0.535 /CCF	\$0.009 /SqFt
SEWER	82.00 CCF			\$471.65	\$5.752 /CCF	\$0.005 /SqFt
WATER	530.00 CCF			\$3,574.90	\$6.745 /CCF	\$0.040 /SqFt
Totals:		320,594 KBtu	3.650 KBtu/SqFt	\$10,895.93		

Energy

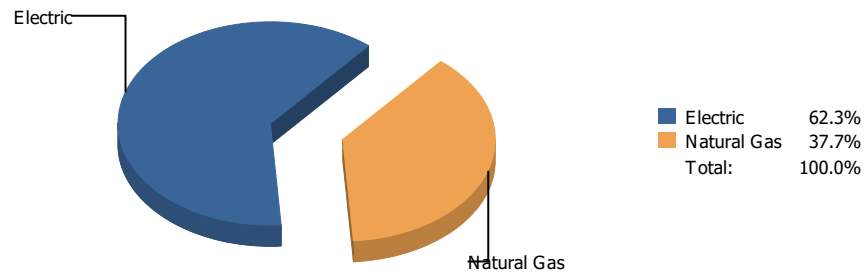


Cost

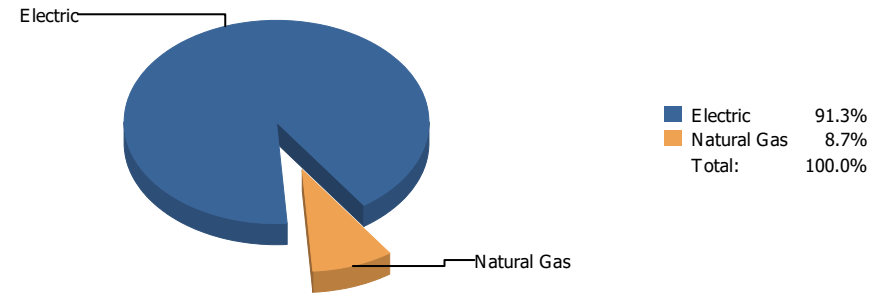


Commodity	Common Use	Energy Use	Energy Use / Area	Total Cost	Cost / Unit	Cost / Area
Place: [POLK] POLK 159 [BUILDING]						
Area: 67,321 SqFt						
Billing Period: Nov 2019						
ELECTRIC	36,960.00 kWh	126,108 KBtu	1.873 KBtu/SqFt	\$4,686.27	\$0.127 /kWh	\$0.070 /SqFt
NATURALGAS	1,215.00 CCF	125,145 KBtu	1.859 KBtu/SqFt	\$706.97	\$0.582 /CCF	\$0.010 /SqFt
SEWER	160.00 CCF			\$552.27	\$3.452 /CCF	\$0.008 /SqFt
WATER	266.00 CCF			\$820.35	\$3.084 /CCF	\$0.012 /SqFt
Totals:		251,253 KBtu	3.732 KBtu/SqFt	\$6,765.86		

Energy

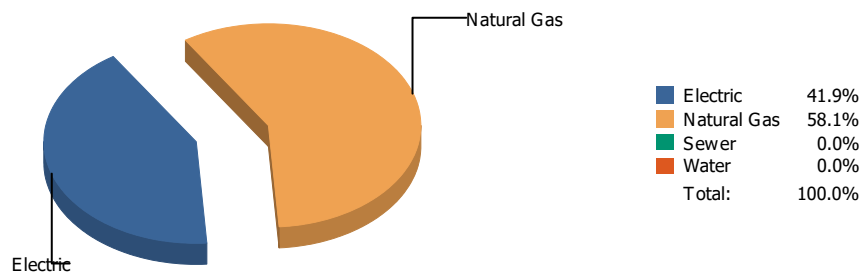


Cost

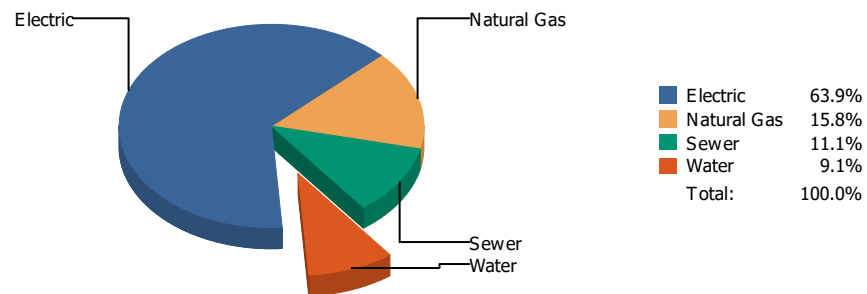


Commodity	Common Use	Energy Use	Energy Use / Area	Total Cost	Cost / Unit	Cost / Area
Place: [POWELL_2] POWELL		175 [BUILDING]				
Area: 79,770 SqFt						
Billing Period: Nov 2019						
ELECTRIC	43,440.00 kWh	148,217 KBtu	1.858 KBtu/SqFt	\$4,657.26	\$0.107 /kWh	\$0.058 /SqFt
NATURALGAS	869.00 CCF	89,507 KBtu	1.122 KBtu/SqFt	\$445.61	\$0.513 /CCF	\$0.006 /SqFt
Totals:		237,724 KBtu	2.980 KBtu/SqFt	\$5,102.87		

Energy

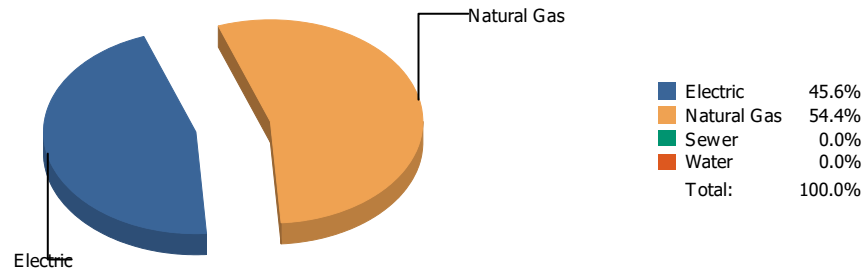


Cost

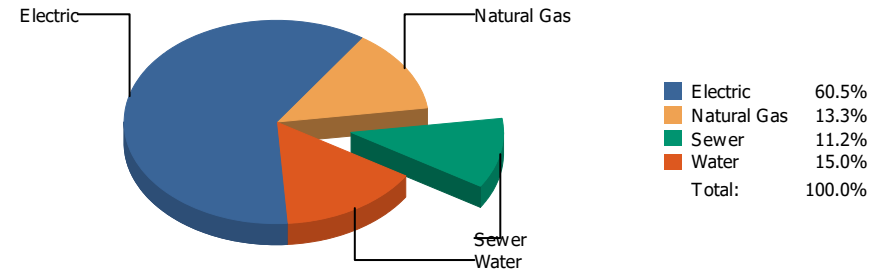


Commodity	Common Use	Energy Use	Energy Use / Area	Total Cost	Cost / Unit	Cost / Area
Place: [PROFESSIONAL-DEV] EPISD PROF DEVELOPMENT CENTER931 [BUILDING]						
Area: 18,400 SqFt						
Billing Period: Nov 2019						
ELECTRIC	10,960.00 kWh	37,396 KBtu	2.032 KBtu/SqFt	\$1,310.73	\$0.120 /kWh	\$0.071 /SqFt
NATURALGAS	504.00 CCF	51,912 KBtu	2.821 KBtu/SqFt	\$324.00	\$0.643 /CCF	\$0.018 /SqFt
SEWER	72.00 CCF			\$228.38	\$3.172 /CCF	\$0.012 /SqFt
WATER	35.00 CCF			\$187.55	\$5.359 /CCF	\$0.010 /SqFt
Totals:		89,308 KBtu	4.854 KBtu/SqFt	\$2,050.66		

Energy

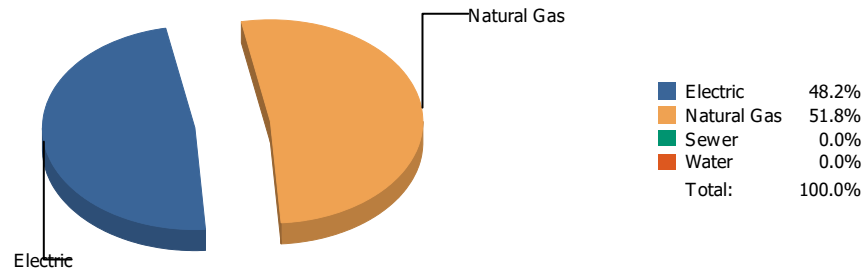


Cost

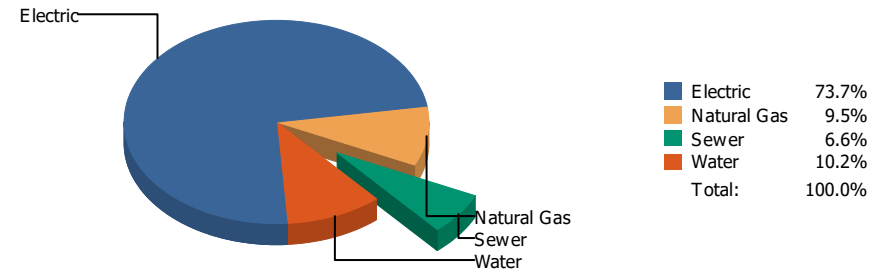


Commodity	Common Use	Energy Use	Energy Use / Area	Total Cost	Cost / Unit	Cost / Area
Place: [PUTNAM] PUTNAM 135 [BUILDING]						
Area: 61,978 SqFt						
Billing Period: Nov 2019						
ELECTRIC	24,755.00 kWh	84,464 KBtu	1.363 KBtu/SqFt	\$2,859.37	\$0.116 /kWh	\$0.046 /SqFt
NATURALGAS	980.00 CCF	100,940 KBtu	1.629 KBtu/SqFt	\$630.37	\$0.643 /CCF	\$0.010 /SqFt
SEWER	152.00 CCF			\$531.53	\$3.497 /CCF	\$0.008 /SqFt
WATER	253.00 CCF			\$708.15	\$2.799 /CCF	\$0.011 /SqFt
Totals:		185,404 KBtu	2.991 KBtu/SqFt	\$4,729.42		

Energy

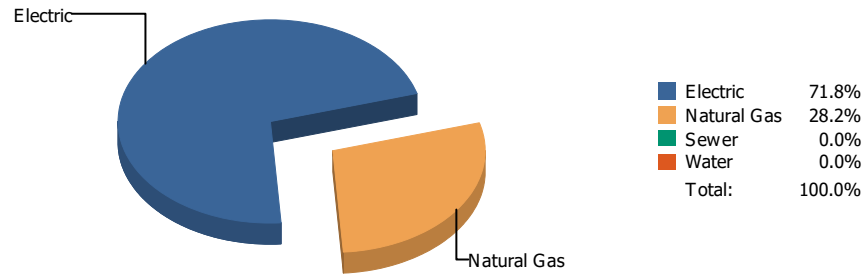


Cost

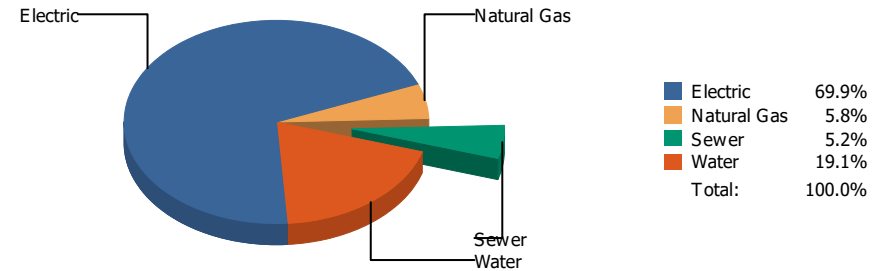


Commodity	Common Use	Energy Use	Energy Use / Area	Total Cost	Cost / Unit	Cost / Area
Place: [RICHARDS] RICHARDSON [BUILDING]						
Area: 115,872 SqFt						
Billing Period: Nov 2019						
ELECTRIC	48,900.00 kWh	166,847 KBtu	1.440 KBtu/SqFt	\$5,697.49	\$0.117 /kWh	\$0.049 /SqFt
NATURALGAS	1,744.00 CCF	179,632 KBtu	1.550 KBtu/SqFt	\$735.47	\$0.422 /CCF	\$0.006 /SqFt
SEWER	140.00 CCF			\$511.07	\$3.651 /CCF	\$0.004 /SqFt
WATER	201.00 CCF			\$790.61	\$3.933 /CCF	\$0.007 /SqFt
Totals:		346,479 KBtu	2.990 KBtu/SqFt	\$7,734.64		

Energy

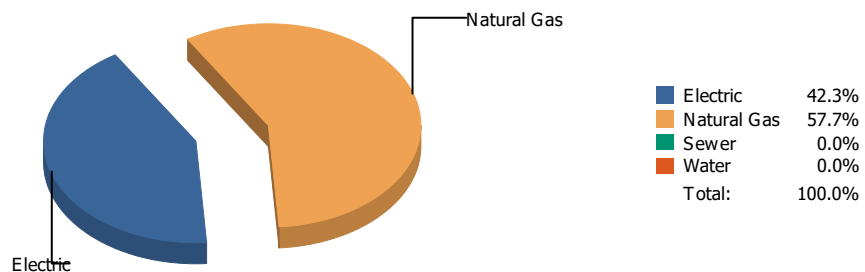


Cost

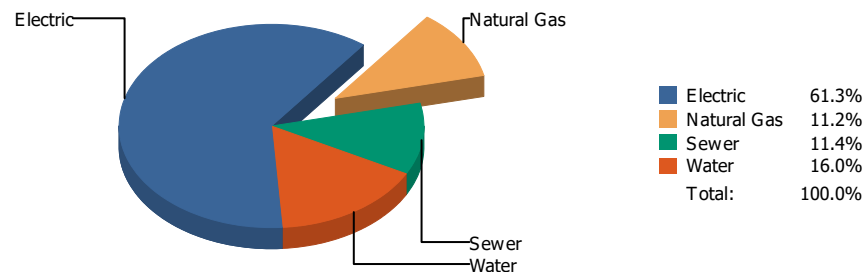


Commodity	Common Use	Energy Use	Energy Use / Area	Total Cost	Cost / Unit	Cost / Area
Place: [RIVERA] RIVERA 156 [BUILDING]						
Area: 77,562 SqFt						
Billing Period: Nov 2019						
ELECTRIC	57,428.00 kWh	195,944 KBtu	2.526 KBtu/SqFt	\$6,710.12	\$0.117 /kWh	\$0.086 /SqFt
NATURALGAS	749.00 CCF	77,147 KBtu	0.995 KBtu/SqFt	\$552.11	\$0.737 /CCF	\$0.007 /SqFt
SEWER	87.00 CCF			\$502.62	\$5.777 /CCF	\$0.006 /SqFt
WATER	356.00 CCF			\$1,836.95	\$5.160 /CCF	\$0.024 /SqFt
Totals:		273,091 KBtu	3.521 KBtu/SqFt	\$9,601.80		

Energy

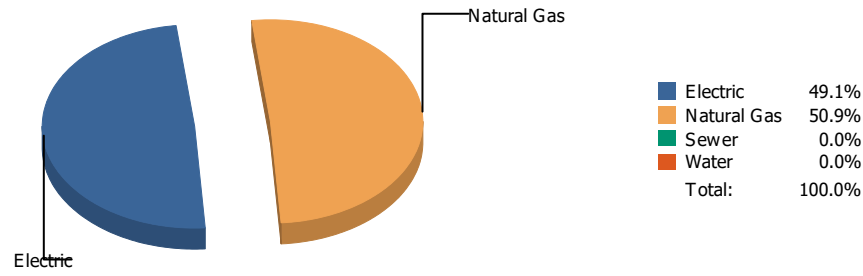


Cost

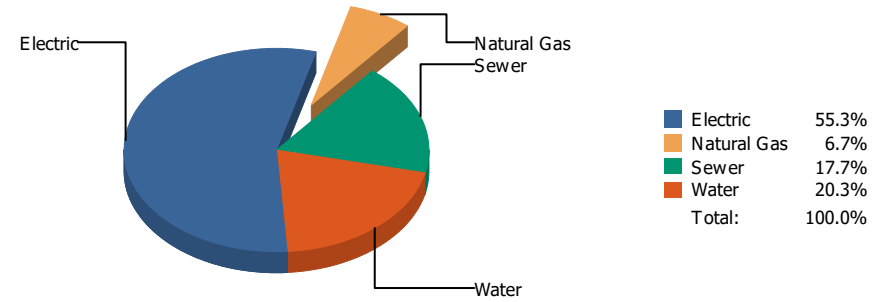


Commodity	Common Use	Energy Use	Energy Use / Area	Total Cost	Cost / Unit	Cost / Area
Place: [ROBERTS] ROBERTS 136 [BUILDING]						
Area: 81,457 SqFt						
Billing Period: Nov 2019						
ELECTRIC	36,140.00 kWh	123,310 KBtu	1.514 KBtu/SqFt	\$3,801.87	\$0.105 /kWh	\$0.047 /SqFt
NATURALGAS	1,635.00 CCF	168,405 KBtu	2.067 KBtu/SqFt	\$697.04	\$0.426 /CCF	\$0.009 /SqFt
SEWER	236.00 CCF			\$708.83	\$3.004 /CCF	\$0.009 /SqFt
WATER	319.00 CCF			\$994.40	\$3.117 /CCF	\$0.012 /SqFt
Totals:		291,715 KBtu	3.581 KBtu/SqFt	\$6,202.14		

Energy

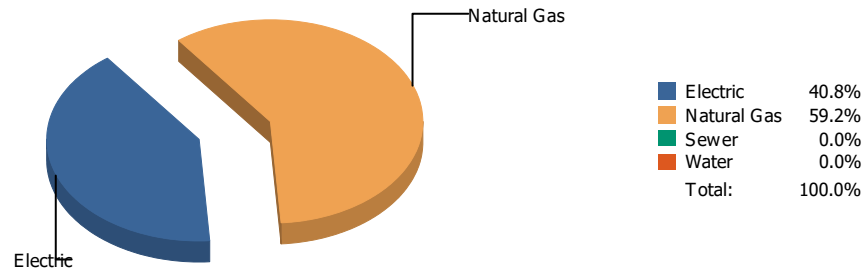


Cost

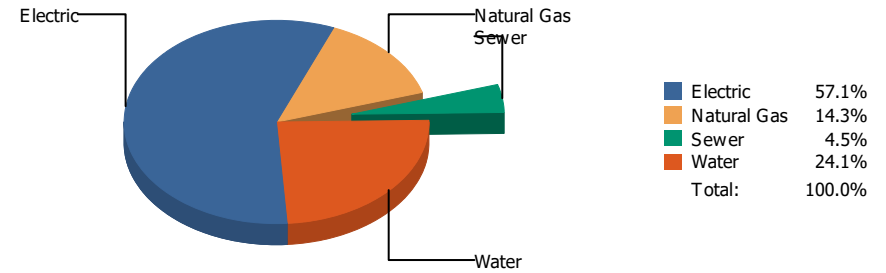


Commodity	Common Use	Energy Use	Energy Use / Area	Total Cost	Cost / Unit	Cost / Area
Place: [ROSS] ROSS 042 [BUILDING]						
Area: 131,497 SqFt						
Billing Period: Nov 2019						
ELECTRIC	39,996.00 kWh	136,466 KBtu	1.038 KBtu/SqFt	\$5,068.06	\$0.127 /kWh	\$0.038 /SqFt
NATURALGAS	1,373.00 CCF	141,419 KBtu	1.075 KBtu/SqFt	\$610.63	\$0.445 /CCF	\$0.005 /SqFt
SEWER	679.00 CCF			\$1,621.41	\$2.388 /CCF	\$0.012 /SqFt
WATER	730.00 CCF			\$1,859.71	\$2.548 /CCF	\$0.014 /SqFt
Totals:		277,885 KBtu	2.113 KBtu/SqFt	\$9,159.81		

Energy

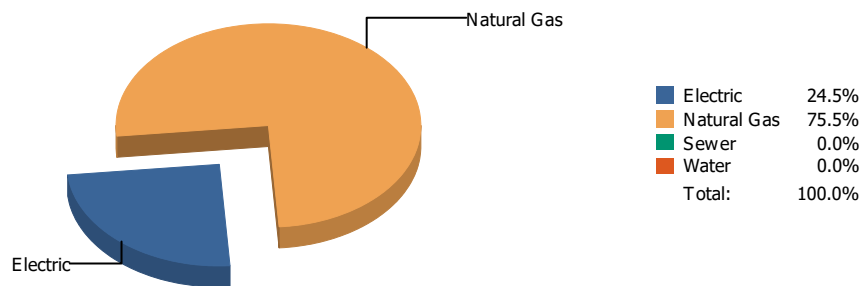


Cost

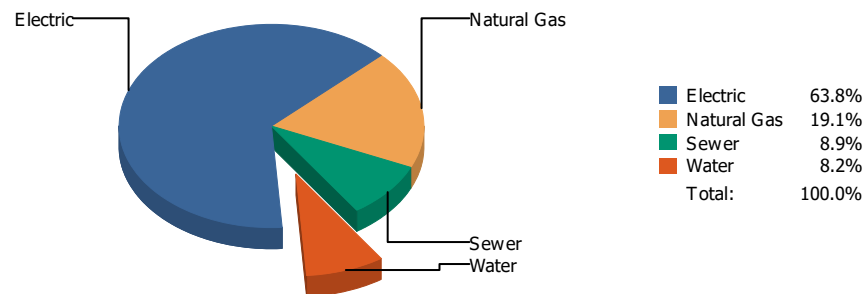


Commodity	Common Use	Energy Use	Energy Use / Area	Total Cost	Cost / Unit	Cost / Area
Place: [RUSK] RUSK 138 [BUILDING]						
Area: 67,240 SqFt						
Billing Period: Nov 2019						
ELECTRIC	24,450.00 kWh	83,423 KBtu	1.241 KBtu/SqFt	\$2,784.50	\$0.114 /kWh	\$0.041 /SqFt
NATURALGAS	1,176.00 CCF	121,128 KBtu	1.801 KBtu/SqFt	\$696.93	\$0.593 /CCF	\$0.010 /SqFt
SEWER	9.00 CCF			\$220.00	\$24.444 /CCF	\$0.003 /SqFt
WATER	208.00 CCF			\$1,175.08	\$5.649 /CCF	\$0.017 /SqFt
Totals:		204,551 KBtu	3.042 KBtu/SqFt	\$4,876.51		

Energy

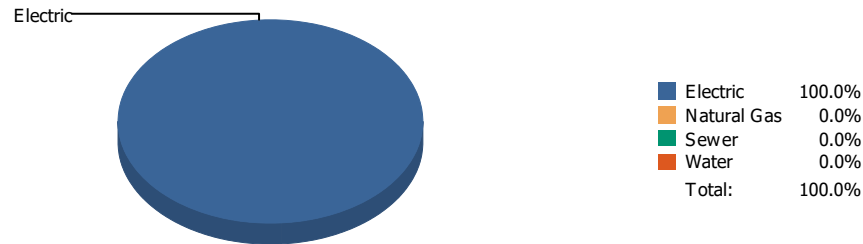


Cost

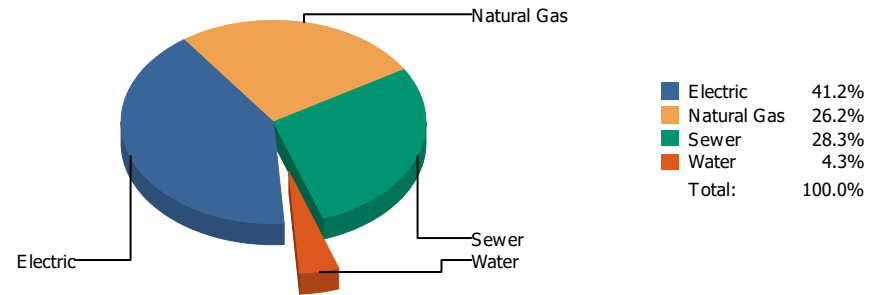


Commodity	Common Use	Energy Use	Energy Use / Area	Total Cost	Cost / Unit	Cost / Area
Place: [SAN-JAC] SAN JACINTO 139 [BUILDING]						
Area: 29,589 SqFt						
Billing Period: Nov 2019						
ELECTRIC	6,000.00 kWh	20,472 KBtu	0.692 KBtu/SqFt	\$1,204.73	\$0.201 /kWh	\$0.041 /SqFt
NATURALGAS	612.00 CCF	63,036 KBtu	2.130 KBtu/SqFt	\$359.78	\$0.588 /CCF	\$0.012 /SqFt
SEWER	33.00 CCF			\$168.71	\$5.112 /CCF	\$0.006 /SqFt
WATER	19.00 CCF			\$154.89	\$8.152 /CCF	\$0.005 /SqFt
Totals:		83,508 KBtu	2.822 KBtu/SqFt	\$1,888.11		

Energy

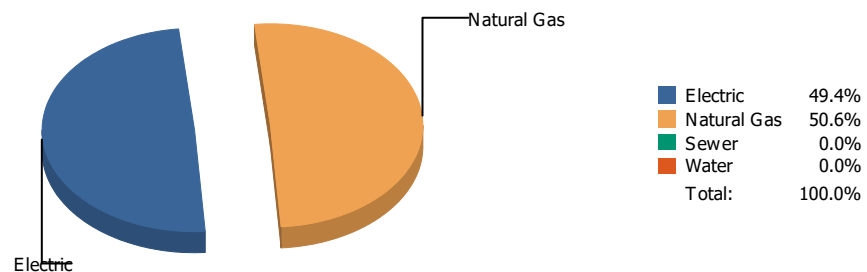


Cost

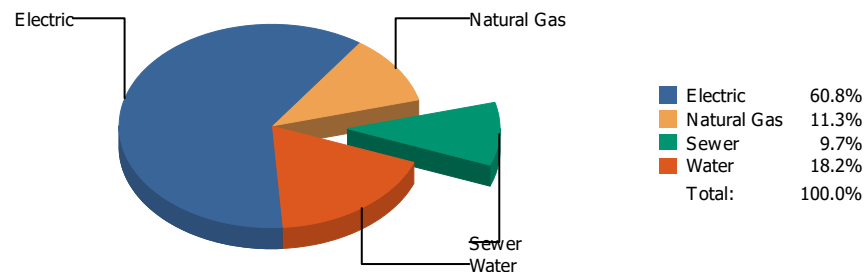


Commodity	Common Use	Energy Use	Energy Use / Area	Total Cost	Cost / Unit	Cost / Area
Place: [SCHUSTER] SCHUSTER 140 [BUILDING]						
Area: 34,371 SqFt						
Billing Period: Nov 2019						
ELECTRIC	480.00 kWh	1,638 KBtu	0.048 KBtu/SqFt	\$230.78	\$0.481 /kWh	\$0.007 /SqFt
NATURALGAS	0.00 CCF	0 KBtu	0.000 KBtu/SqFt	\$146.99	\$0.000 /CCF	\$0.004 /SqFt
SEWER	28.00 CCF			\$158.41	\$5.658 /CCF	\$0.005 /SqFt
WATER	0.00 CCF			\$23.97	\$0.000 /CCF	\$0.001 /SqFt
Totals:		1,638 KBtu	0.048 KBtu/SqFt	\$560.15		

Energy

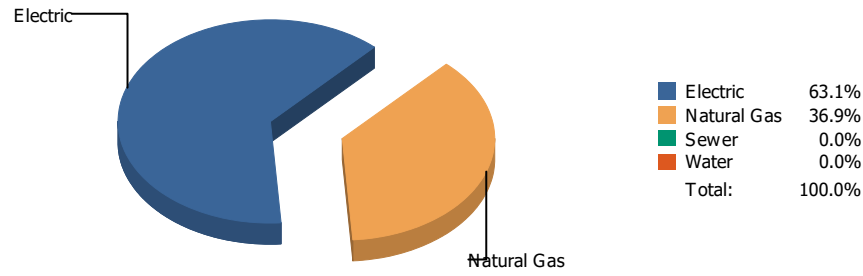


Cost

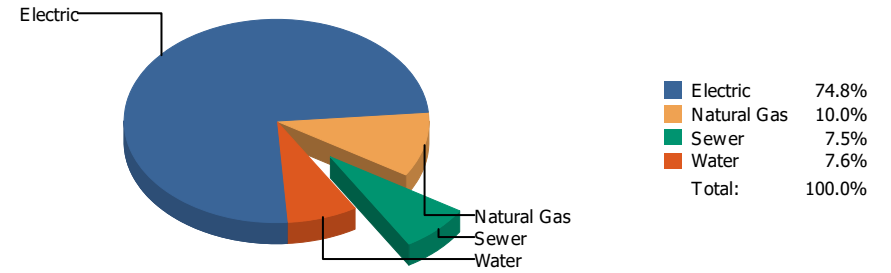


Commodity	Common Use	Energy Use	Energy Use / Area	Total Cost	Cost / Unit	Cost / Area
Place: [STANTON] STANTON 141 [BUILDING]						
Area: 75,957 SqFt						
Billing Period: Nov 2019						
ELECTRIC	20,309.00 kWh	69,294 KBtu	0.912 KBtu/SqFt	\$2,879.99	\$0.142 /kWh	\$0.038 /SqFt
NATURALGAS	690.00 CCF	71,070 KBtu	0.936 KBtu/SqFt	\$533.75	\$0.774 /CCF	\$0.007 /SqFt
SEWER	136.00 CCF			\$460.95	\$3.389 /CCF	\$0.006 /SqFt
WATER	257.00 CCF			\$861.40	\$3.352 /CCF	\$0.011 /SqFt
Totals:		140,364 KBtu	1.848 KBtu/SqFt	\$4,736.09		

Energy

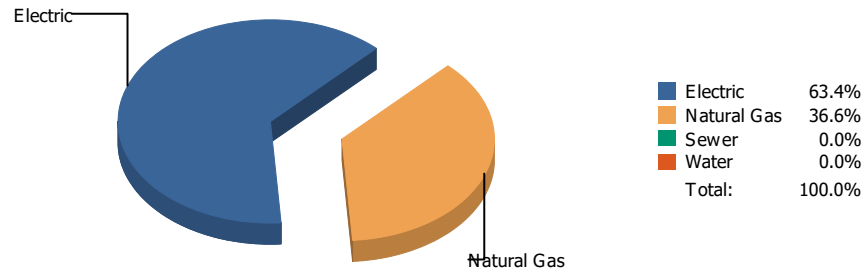


Cost

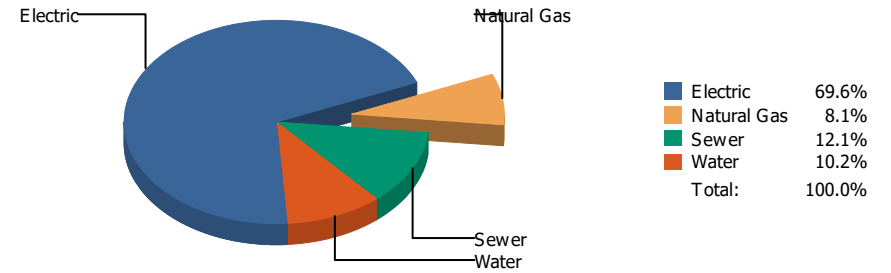


Commodity	Common Use	Energy Use	Energy Use / Area	Total Cost	Cost / Unit	Cost / Area
Place: [SUNSET-HIGH_1] SUNSET HIGH SCHOOL [BUILDING]						
Area: 33,263 SqFt						
Billing Period: Nov 2019						
ELECTRIC	22,080.00 kWh	75,337 KBtu	2.265 KBtu/SqFt	\$2,219.35	\$0.101 /kWh	\$0.067 /SqFt
NATURALGAS	428.00 CCF	44,084 KBtu	1.325 KBtu/SqFt	\$298.09	\$0.696 /CCF	\$0.009 /SqFt
SEWER	59.00 CCF			\$222.27	\$3.767 /CCF	\$0.007 /SqFt
WATER	51.00 CCF			\$226.57	\$4.443 /CCF	\$0.007 /SqFt
Totals:		119,421 KBtu	3.590 KBtu/SqFt	\$2,966.28		

Energy



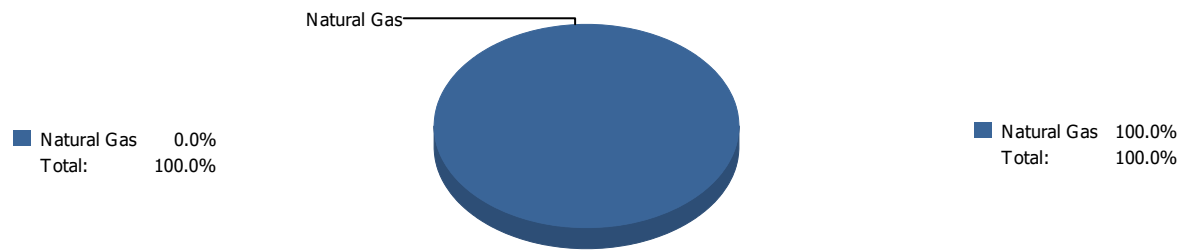
Cost



Commodity	Common Use	Energy Use	Energy Use / Area	Total Cost	Cost / Unit	Cost / Area
Place: [TELLES] R. TELLES ACADEMY 027 [BUILDING]						
Area: 38,000 SqFt						
Billing Period: Nov 2019						
ELECTRIC	24,400.00 kWh	83,253 KBtu	2.191 KBtu/SqFt	\$2,680.39	\$0.110 /kWh	\$0.071 /SqFt
NATURALGAS	466.00 CCF	47,998 KBtu	1.263 KBtu/SqFt	\$310.73	\$0.667 /CCF	\$0.008 /SqFt
SEWER	119.00 CCF			\$467.81	\$3.931 /CCF	\$0.012 /SqFt
WATER	60.00 CCF			\$392.91	\$6.549 /CCF	\$0.010 /SqFt
Totals:		131,251 KBtu	3.454 KBtu/SqFt	\$3,851.84		

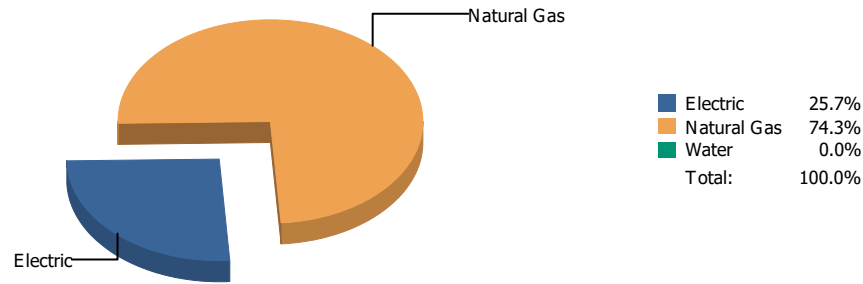
Energy

Cost

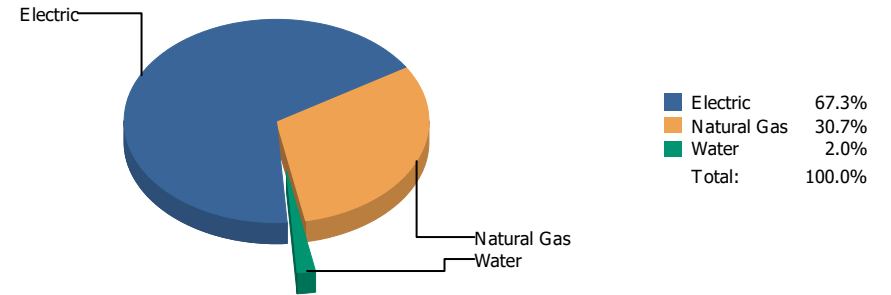


Commodity	Common Use	Energy Use	Energy Use / Area	Total Cost	Cost / Unit	Cost / Area
Place: [TENNISCENTER_2] TENNIS CENTER 000 [BUILDING]						
Area: 3,867 SqFt						
Billing Period: Nov 2019						
NATURALGAS	0.00 CCF	0 KBtu	0.000 KBtu/SqFt	\$146.99	\$0.000 /CCF	\$0.038 /SqFt
Totals:		0 KBtu	0.000 KBtu/SqFt	\$146.99		

Energy

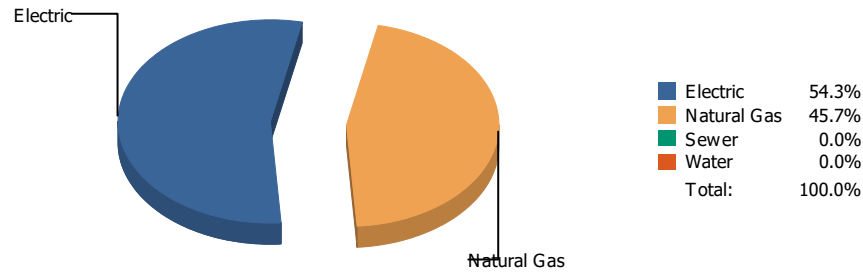


Cost

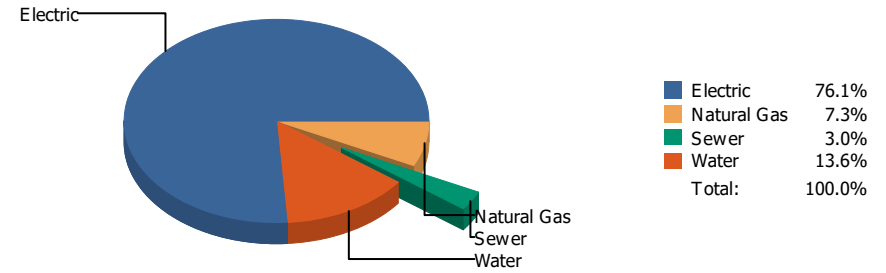


Commodity	Common Use	Energy Use	Energy Use / Area	Total Cost	Cost / Unit	Cost / Area
Place: [TERRACE] TERRACE HILLS 048 [BUILDING]						
Area: 138,021 SqFt						
Billing Period: Nov 2019						
ELECTRIC	17,550.00 kWh	59,881 KBtu	0.434 KBtu/SqFt	\$1,911.71	\$0.109 /kWh	\$0.014 /SqFt
NATURALGAS	1,680.00 CCF	173,040 KBtu	1.254 KBtu/SqFt	\$871.97	\$0.519 /CCF	\$0.006 /SqFt
WATER	0.00 CCF			\$56.66	\$0.000 /CCF	\$0.000 /SqFt
Totals:		232,921 KBtu	1.688 KBtu/SqFt	\$2,840.34		

Energy

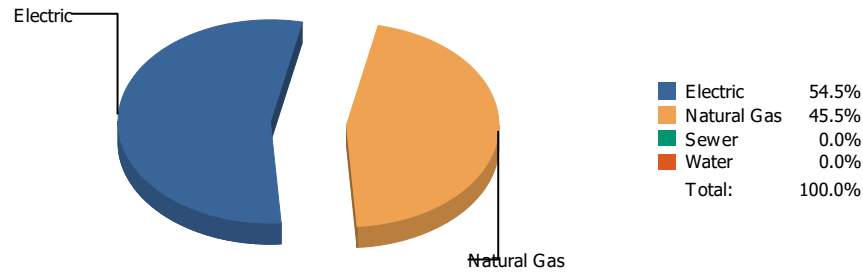


Cost

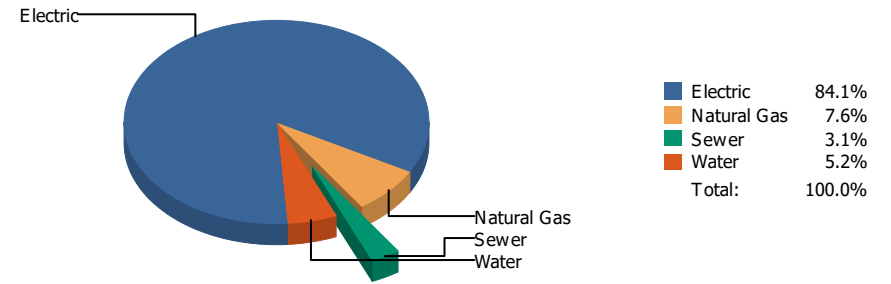


Commodity	Common Use	Energy Use	Energy Use / Area	Total Cost	Cost / Unit	Cost / Area
Place: [TIPPENELEMENTARY] TIPPIN ELEMENTARY 168 [BUILDING]						
Area: 88,360 SqFt						
Billing Period: Nov 2019						
ELECTRIC	92,280.00 kWh	314,859 KBtu	3.563 KBtu/SqFt	\$10,524.38	\$0.114 /kWh	\$0.119 /SqFt
NATURALGAS	2,570.00 CCF	264,710 KBtu	2.996 KBtu/SqFt	\$1,005.39	\$0.391 /CCF	\$0.011 /SqFt
SEWER	96.00 CCF			\$420.43	\$4.379 /CCF	\$0.005 /SqFt
WATER	253.00 CCF			\$1,880.25	\$7.432 /CCF	\$0.021 /SqFt
Totals:		579,569 KBtu	6.559 KBtu/SqFt	\$13,830.45		

Energy

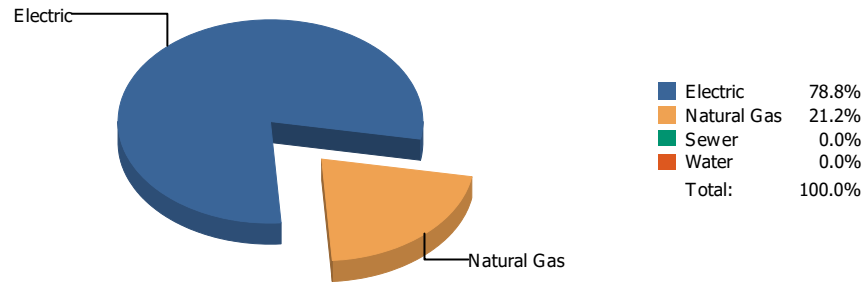


Cost

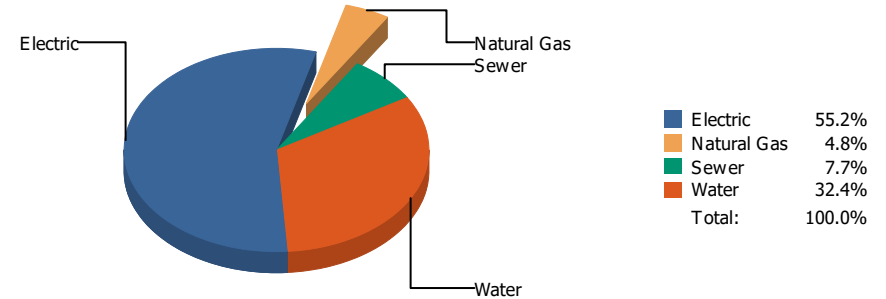


Commodity	Common Use	Energy Use	Energy Use / Area	Total Cost	Cost / Unit	Cost / Area
Place: [TOMLEA_2] TOM LEA 178 [BUILDING]						
Area: 88,828 SqFt						
Billing Period: Nov 2019						
ELECTRIC	87,160.00 kWh	297,390 KBtu	3.348 KBtu/SqFt	\$10,665.76	\$0.122 /kWh	\$0.120 /SqFt
NATURALGAS	2,415.00 CCF	248,745 KBtu	2.800 KBtu/SqFt	\$957.72	\$0.397 /CCF	\$0.011 /SqFt
SEWER	81.00 CCF			\$389.53	\$4.809 /CCF	\$0.004 /SqFt
WATER	169.00 CCF			\$664.11	\$3.930 /CCF	\$0.007 /SqFt
Totals:		546,135 KBtu	6.148 KBtu/SqFt	\$12,677.12		

Energy

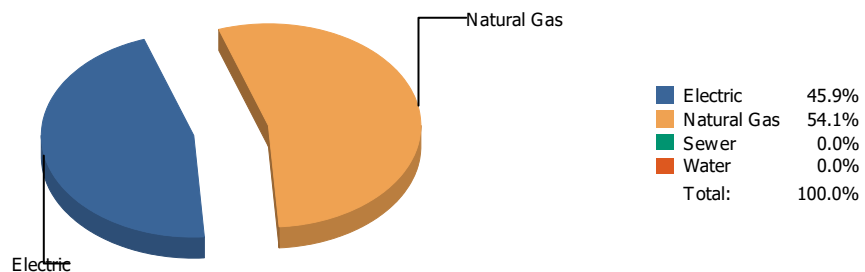


Cost

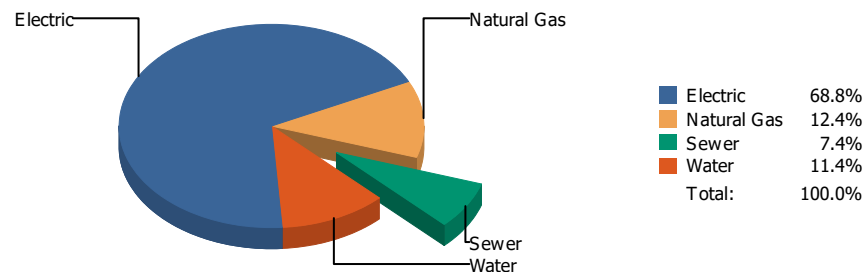


Commodity	Common Use	Energy Use	Energy Use / Area	Total Cost	Cost / Unit	Cost / Area
Place: [TRAVIS] TRAVIS 143 [BUILDING]						
Area: 78,925 SqFt						
Billing Period: Nov 2019						
ELECTRIC	23,280.00 kWh	79,431 KBtu	1.006 KBtu/SqFt	\$2,546.23	\$0.109 /kWh	\$0.032 /SqFt
NATURALGAS	208.00 CCF	21,424 KBtu	0.271 KBtu/SqFt	\$220.37	\$1.059 /CCF	\$0.003 /SqFt
SEWER	84.00 CCF			\$353.83	\$4.212 /CCF	\$0.004 /SqFt
WATER	246.00 CCF			\$1,495.05	\$6.077 /CCF	\$0.019 /SqFt
Totals:		100,855 KBtu	1.278 KBtu/SqFt	\$4,615.48		

Energy

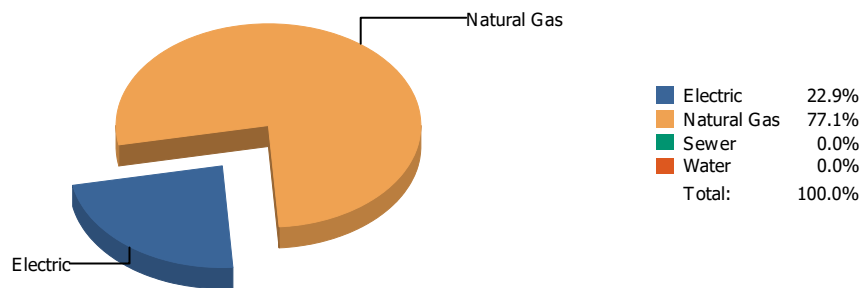


Cost

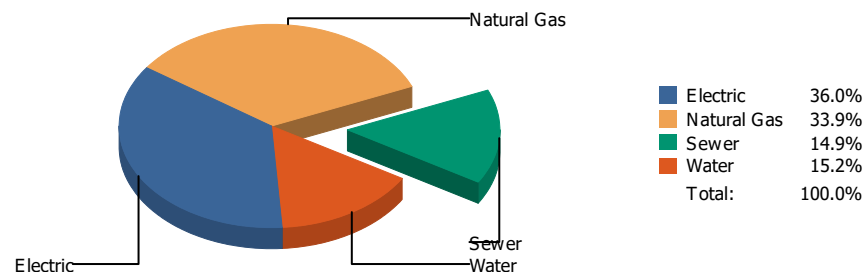


Commodity	Common Use	Energy Use	Energy Use / Area	Total Cost	Cost / Unit	Cost / Area
Place: [VILAS] VILAS 144 [BUILDING]						
Area: 66,992 SqFt						
Billing Period: Nov 2019						
ELECTRIC	36,414.00 kWh	124,245 KBtu	1.855 KBtu/SqFt	\$5,181.41	\$0.142 /kWh	\$0.077 /SqFt
NATURALGAS	1,421.00 CCF	146,363 KBtu	2.185 KBtu/SqFt	\$929.98	\$0.654 /CCF	\$0.014 /SqFt
SEWER	75.00 CCF			\$557.42	\$7.432 /CCF	\$0.008 /SqFt
WATER	156.00 CCF			\$860.16	\$5.514 /CCF	\$0.013 /SqFt
Totals:		270,608 KBtu	4.039 KBtu/SqFt	\$7,528.97		

Energy



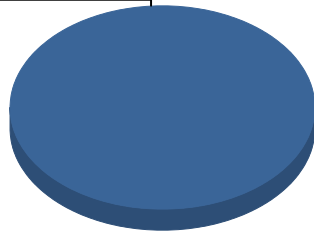
Cost



Commodity	Common Use	Energy Use	Energy Use / Area	Total Cost	Cost / Unit	Cost / Area
Place: [WAINWRIG] WAINWRIGHT 145 [BUILDING]						
Area: 38,227 SqFt						
Billing Period: Nov 2019						
ELECTRIC	6,787.00 kWh	23,157 KBtu	0.606 KBtu/SqFt	\$593.99	\$0.088 /kWh	\$0.015 /SqFt
NATURALGAS	756.00 CCF	77,868 KBtu	2.037 KBtu/SqFt	\$559.80	\$0.740 /CCF	\$0.015 /SqFt
SEWER	22.00 CCF			\$246.78	\$11.217 /CCF	\$0.006 /SqFt
WATER	12.00 CCF			\$251.54	\$20.962 /CCF	\$0.007 /SqFt
Totals:		101,025 KBtu	2.643 KBtu/SqFt	\$1,652.11		

Energy

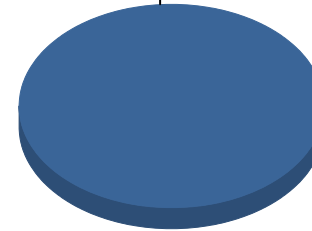
Electric



■ Electric 100.0%
Total: 100.0%

Cost

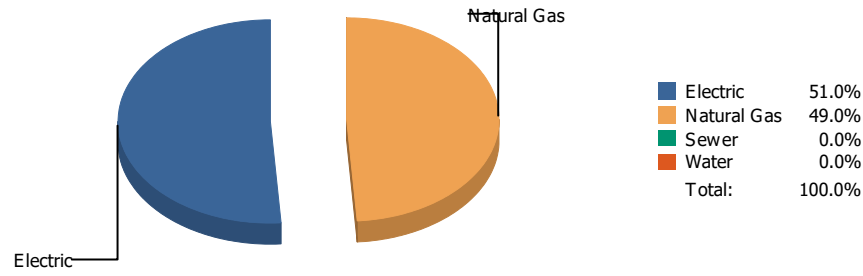
Electric



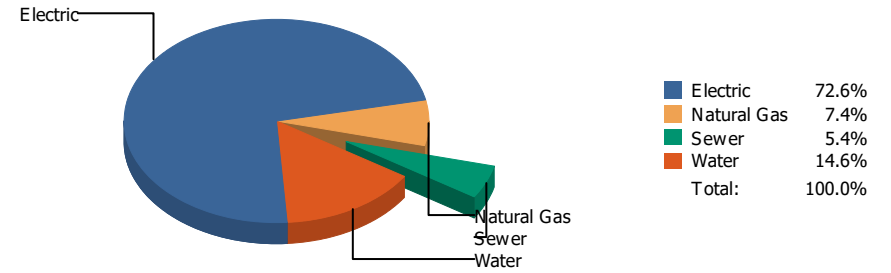
■ Electric 100.0%
Total: 100.0%

Commodity	Common Use	Energy Use	Energy Use / Area	Total Cost	Cost / Unit	Cost / Area
Place: [WESTSIDE] WESTSIDE TRANSPORTATION 951 [BUILDING]						
Area: 4,040 SqFt						
Billing Period: Nov 2019						
ELECTRIC	2,500.00 kWh	8,530 KBtu	2.111 KBtu/SqFt	\$284.24	\$0.114 /kWh	\$0.070 /SqFt
Totals:		8,530 KBtu	2.111 KBtu/SqFt	\$284.24		

Energy

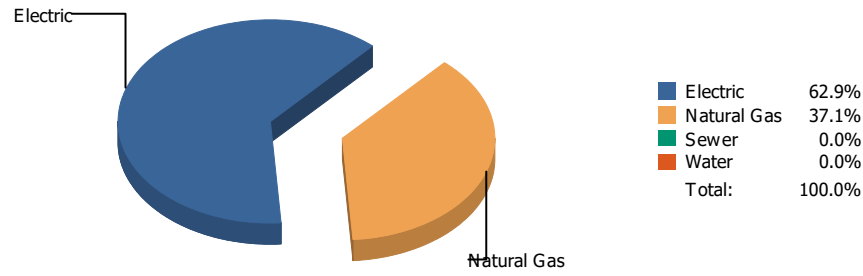


Cost

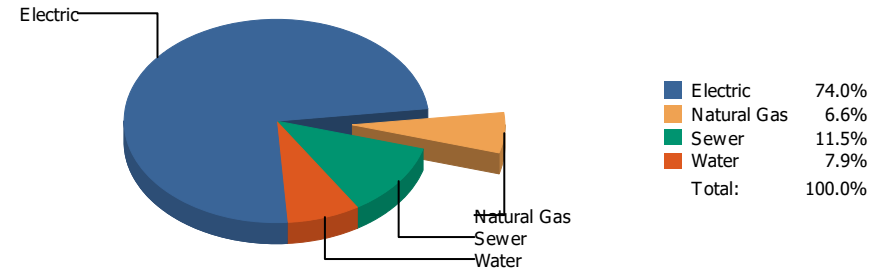


Commodity	Common Use	Energy Use	Energy Use / Area	Total Cost	Cost / Unit	Cost / Area
Place: [W-HILLS] WESTERN HILLS 146 [BUILDING]						
Area: 77,753 SqFt						
Billing Period: Nov 2019						
ELECTRIC	44,760.00 kWh	152,721 KBtu	1.964 KBtu/SqFt	\$6,166.70	\$0.138 /kWh	\$0.079 /SqFt
NATURALGAS	1,425.00 CCF	146,775 KBtu	1.888 KBtu/SqFt	\$627.78	\$0.441 /CCF	\$0.008 /SqFt
SEWER	54.00 CCF			\$454.20	\$8.411 /CCF	\$0.006 /SqFt
WATER	450.00 CCF			\$1,240.19	\$2.756 /CCF	\$0.016 /SqFt
Totals:		299,496 KBtu	3.852 KBtu/SqFt	\$8,488.87		

Energy

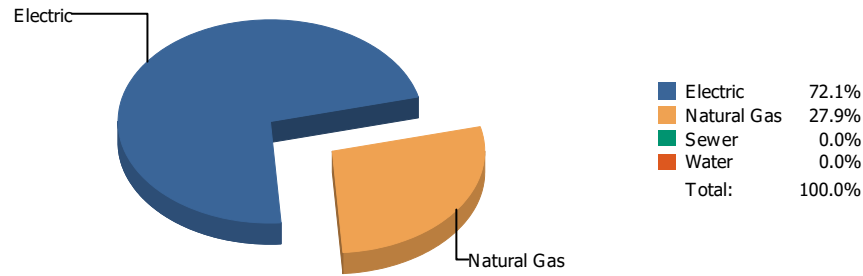


Cost

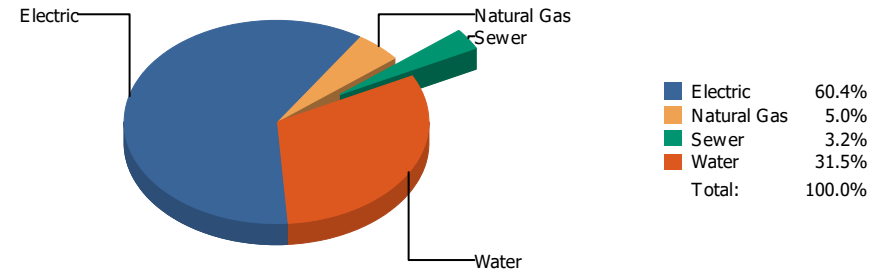


Commodity	Common Use	Energy Use	Energy Use / Area	Total Cost	Cost / Unit	Cost / Area
Place: [WHITAKER] WHITAKER 153 [BUILDING]						
Area: 89,458 SqFt						
Billing Period: Nov 2019						
ELECTRIC	42,240.00 kWh	144,123 KBtu	1.611 KBtu/SqFt	\$4,864.08	\$0.115 /kWh	\$0.054 /SqFt
NATURALGAS	825.00 CCF	84,975 KBtu	0.950 KBtu/SqFt	\$431.03	\$0.522 /CCF	\$0.005 /SqFt
SEWER	211.00 CCF			\$758.06	\$3.593 /CCF	\$0.008 /SqFt
WATER	68.00 CCF			\$516.66	\$7.598 /CCF	\$0.005 /SqFt
Totals:		229,098 KBtu	2.561 KBtu/SqFt	\$6,569.83		

Energy

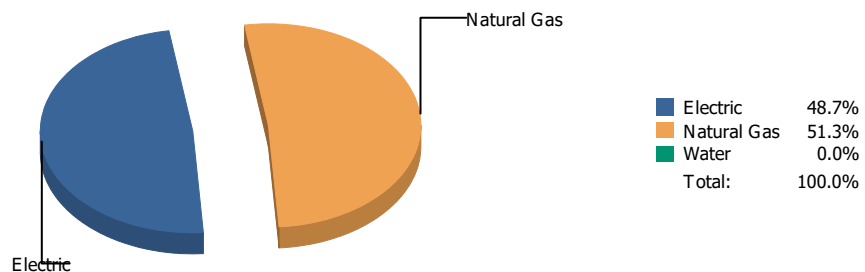


Cost

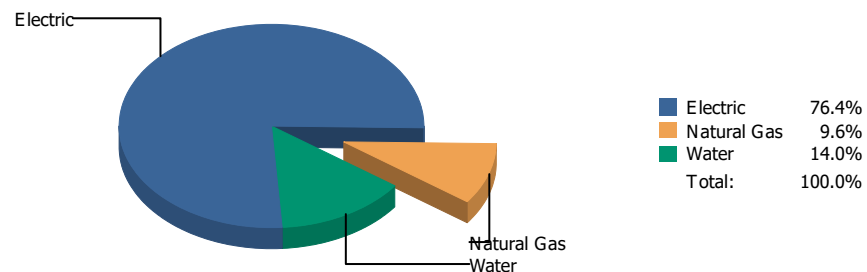


Commodity	Common Use	Energy Use	Energy Use / Area	Total Cost	Cost / Unit	Cost / Area
Place: [WHITE] ZACH WHITE ELEMENTARY NEW-1997 [BUILDING]						
Area: 92,458 SqFt						
Billing Period: Nov 2019						
ELECTRIC	64,200.00 kWh	219,050 KBtu	2.369 KBtu/SqFt	\$7,038.30	\$0.110 /kWh	\$0.076 /SqFt
NATURALGAS	823.00 CCF	84,769 KBtu	0.917 KBtu/SqFt	\$578.12	\$0.702 /CCF	\$0.006 /SqFt
SEWER	82.00 CCF			\$370.38	\$4.517 /CCF	\$0.004 /SqFt
WATER	570.00 CCF			\$3,669.29	\$6.437 /CCF	\$0.039 /SqFt
Totals:		303,819 KBtu	3.286 KBtu/SqFt	\$11,656.09		

Energy



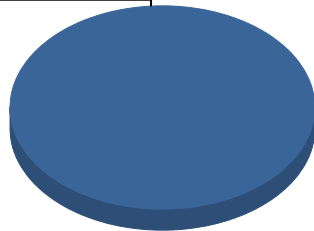
Cost



Commodity	Common Use	Energy Use	Energy Use / Area	Total Cost	Cost / Unit	Cost / Area
Place: [WIGGS] WIGGS 052 [BUILDING]						
Area: 110,689 SqFt						
Billing Period: Nov 2019						
ELECTRIC	39,681.00 kWh	135,392 KBtu	1.223 KBtu/SqFt	\$4,910.53	\$0.124 /kWh	\$0.044 /SqFt
NATURALGAS	1,387.00 CCF	142,861 KBtu	1.291 KBtu/SqFt	\$617.18	\$0.445 /CCF	\$0.006 /SqFt
WATER	136.00 CCF			\$900.73	\$6.623 /CCF	\$0.008 /SqFt
Totals:		278,253 KBtu	2.514 KBtu/SqFt	\$6,428.44		

Energy

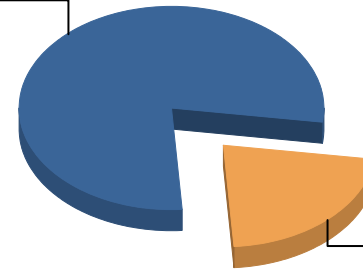
Electric



■ Electric	100.0%
■ Natural Gas	0.0%
Total:	100.0%

Cost

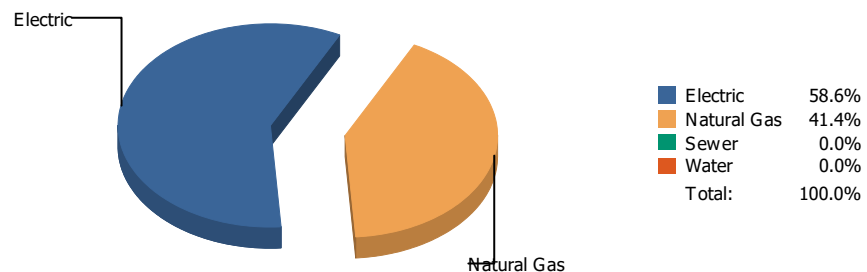
Electric



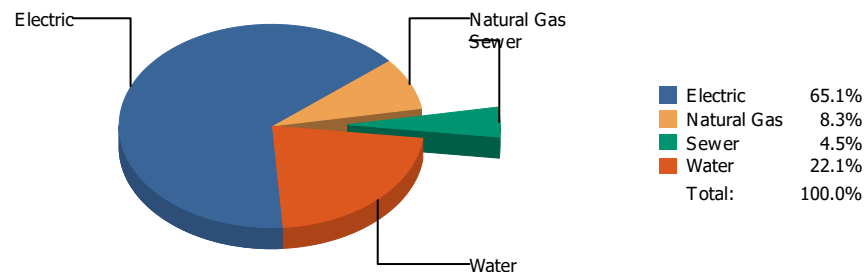
■ Electric	78.4%
■ Natural Gas	21.6%
Total:	100.0%

Commodity	Common Use	Energy Use	Energy Use / Area	Total Cost	Cost / Unit	Cost / Area
Place: [ZANEGREYWAREHOUSE] ZANE GREY WAREHOUSE [BUILDING]						
Area: 0 SqFt						
Billing Period: Nov 2019						
ELECTRIC	528.00 kWh	1,802 KBtu		\$188.73	\$0.357 /kWh	
NATURALGAS	0.00 CCF	0 KBtu		\$52.07	\$0.000 /CCF	
Totals:		1,802 KBtu		\$240.80		

Energy

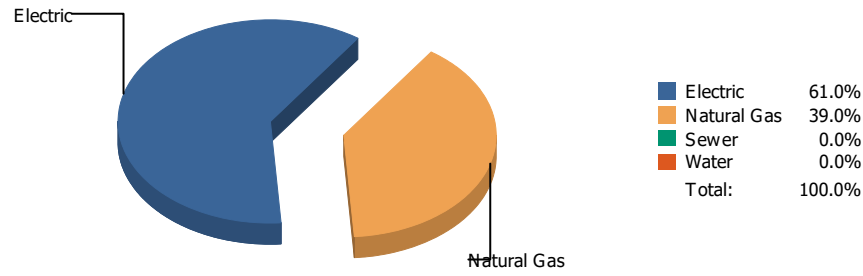


Cost

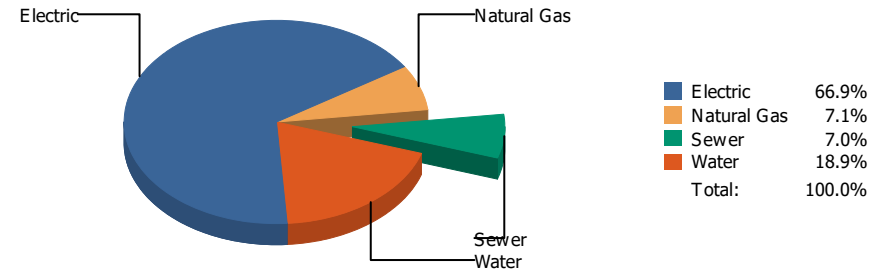


Commodity	Common Use	Energy Use	Energy Use / Area	Total Cost	Cost / Unit	Cost / Area
Place: [ZAVALA] ZAVALA 148 [BUILDING]						
Area: 53,356 SqFt						
Billing Period: Nov 2019						
ELECTRIC	22,026.00 kWh	75,153 KBtu	1.409 KBtu/SqFt	\$2,563.56	\$0.116 /kWh	\$0.048 /SqFt
NATURALGAS	516.00 CCF	53,148 KBtu	0.996 KBtu/SqFt	\$327.95	\$0.636 /CCF	\$0.006 /SqFt
SEWER	37.00 CCF			\$176.95	\$4.782 /CCF	\$0.003 /SqFt
WATER	140.00 CCF			\$868.09	\$6.201 /CCF	\$0.016 /SqFt
Totals:		128,301 KBtu	2.405 KBtu/SqFt	\$3,936.55		

Energy



Cost



Commodity	Common Use	Energy Use	Energy Use / Area	Total Cost	Cost / Unit	Cost / Area
Place Summary Report						
Area: 10,735,159 SqFt						
Billing Period: Nov 2019						
ELECTRIC	5,391,478.00 kWh	18,395,723 KBtu	1.713 KBtu/SqFt	\$598,837.57	\$0.111 /kWh	\$0.056 /SqFt
NATURALGAS	114,363.00 CCF	11,779,389 KBtu	1.097 KBtu/SqFt	\$63,836.72	\$0.558 /CCF	\$0.006 /SqFt
SEWER	16,948.00 CCF			\$62,506.46	\$3.688 /CCF	\$0.006 /SqFt
WATER	39,701.00 CCF			\$169,517.45	\$4.270 /CCF	\$0.016 /SqFt
Totals:		30,175,112 KBtu	2.811 KBtu/SqFt	\$894,698.20		

* Please note per area calculations only include buildings with a floor area greater than 0.

Requested by: eagarci2

Client version:

Report version: 9

Filters: Meters in Building Name: Not one of ZACH WHITE MODULAR SCHOOL 147;START SCHOOL EARLY 1 DAY VALUE;STADIUM RATE CHANGES;SKY PARK IB1;SKY PARK I 200;SKY PARK;ROOSEVELT 137;REMCON COTTAGES;PARKDALE COTTAGES 957;NORTHEAST BOOK DEPOSITORY 814;NEW COMPUTERS SINCE JUNE 1990;Lighting;HERCULES COTTAGES 141A;CANYON HILLS PORTABLES;Butterfield Trail Warehouse;BRANON COTTAGES 955 ;BLUE FLAME BLDG.;BARCELONA COTTAGES;ALL REFUNDS AND REBATES; ; Bill is Void Equals 0; Account is Active Equals 1; Bill is from External Vendor Equals 1; ; Billing Period Equals Nov 2019

Record count: 0