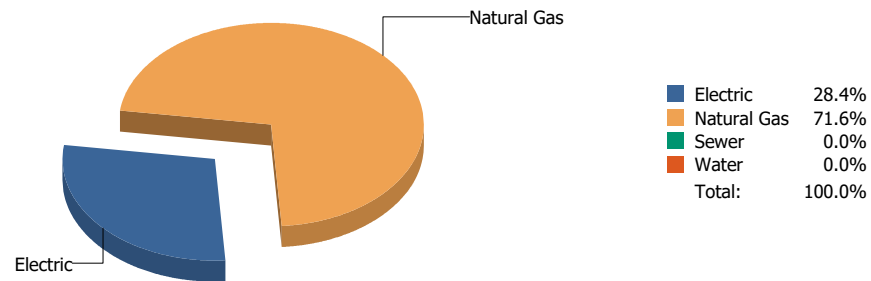
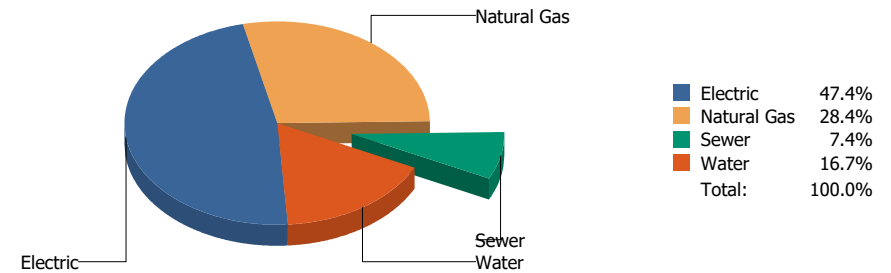


## Energy



## Cost

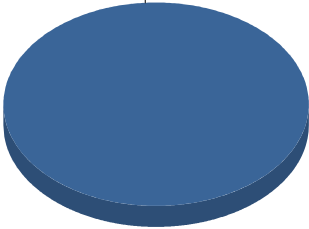


Commodity	Common Use	Energy Use	Energy Use / Area	Total Cost	Cost / Unit	Cost / Area
<b>Place Summary Report</b>						
<b>Area: 10,068,016 ft<sup>2</sup></b>						
<b>Billing Period: Feb 2025</b>						
ELECTRIC	4,879,177.00 kWh	16,647,752 Kbtu	1.566 Kbtu/ft <sup>2</sup>	\$653,794.12	\$0.134 /kWh	\$0.061 /ft <sup>2</sup>
NATURALGAS	405,205.00 CCF	41,979,238 Kbtu	4.085 Kbtu/ft <sup>2</sup>	\$391,890.18	\$0.967 /CCF	\$0.038 /ft <sup>2</sup>
SEWER	12,062.00 CCF			\$102,533.21	\$8.501 /CCF	\$0.010 /ft <sup>2</sup>
WATER	14,308.00 CCF			\$229,855.70	\$16.065 /CCF	\$0.022 /ft <sup>2</sup>
<b>Totals:</b>		<b>58,626,990 Kbtu</b>	<b>5.651 Kbtu/ft<sup>2</sup></b>	<b>\$1,378,073.21</b>		

\* Please note per area calculations only include buildings with a floor area greater than 0.

Energy

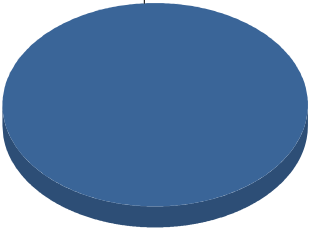
Electric



■ Electric 100.0%  
Total: 100.0%

Cost

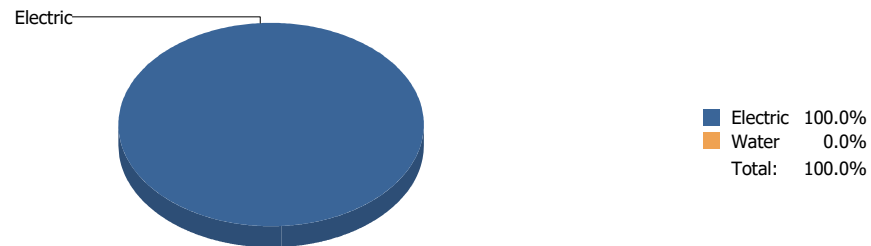
Electric



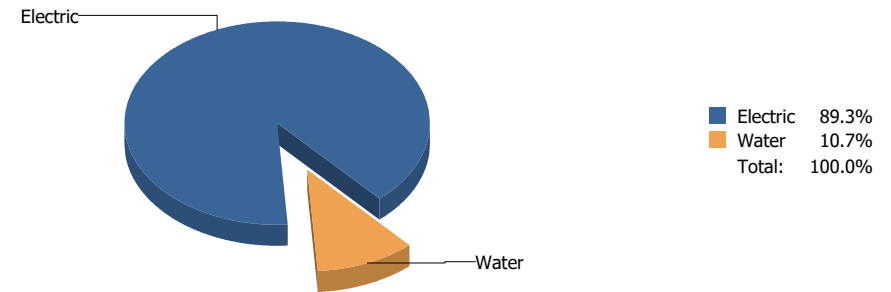
■ Electric 100.0%  
Total: 100.0%

Commodity	Common Use	Energy Use	Energy Use / Area	Total Cost	Cost / Unit	Cost / Area
Place: [ALAMO] ALAMO 101 [BUILDING]						
Area: 58,978 ft²						
Billing Period: Feb 2025						
ELECTRIC	3,210.00 kWh	10,953 Kbtu	0.186 Kbtu/ft²	\$341.57	\$0.106 /kWh	\$0.006 /ft²
Totals:		10,953 Kbtu	0.186 Kbtu/ft²	\$341.57		

## Energy

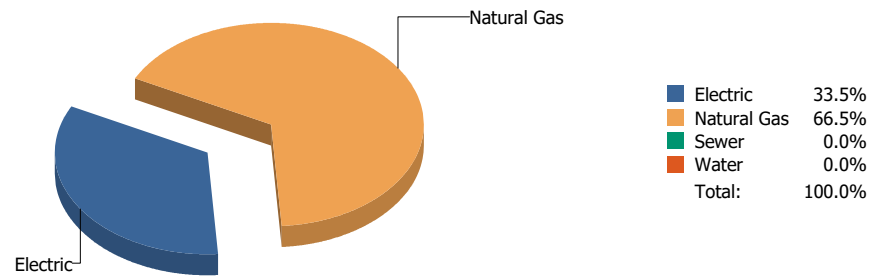


## Cost

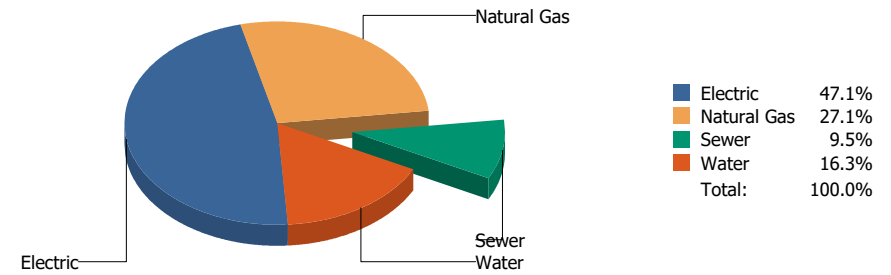


Commodity	Common Use	Energy Use	Energy Use / Area	Total Cost	Cost / Unit	Cost / Area
Place: [ALTA] ALTA VISTA 102 [BUILDING]						
Area: 68,463 ft <sup>2</sup>						
Billing Period: Feb 2025						
ELECTRIC	5,291.00 kWh	18,053 Kbtu	0.264 Kbtu/ft <sup>2</sup>	\$413.52	\$0.078 /kWh	\$0.006 /ft <sup>2</sup>
WATER	0.00 CCF			\$49.31	\$0.000 /CCF	\$0.001 /ft <sup>2</sup>
<b>Totals:</b>		<b>18,053 Kbtu</b>	<b>0.264 Kbtu/ft<sup>2</sup></b>	<b>\$462.83</b>		

## Energy

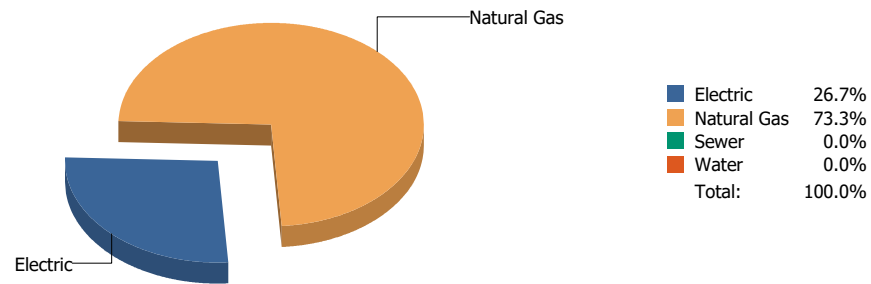


## Cost

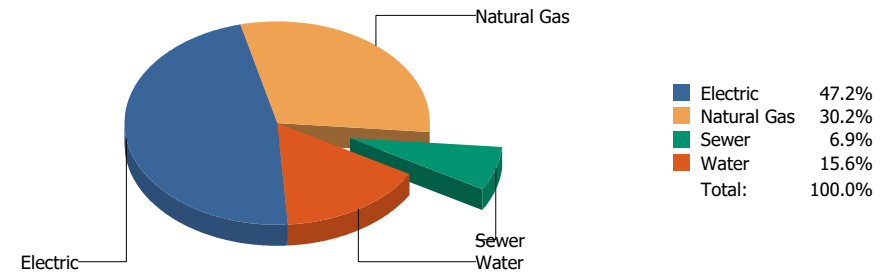


Commodity	Common Use	Energy Use	Energy Use / Area	Total Cost	Cost / Unit	Cost / Area
<b>Place: [ADDRESS] ANDRESS HIGH SCHOOL 001 [BUILDING]</b>						
<b>Area: 266,968 ft²</b>						
<b>Billing Period: Feb 2025</b>						
ELECTRIC	146,539.00 kWh	499,991 Kbtu	1.873 Kbtu/ft²	\$19,672.13	\$0.134 /kWh	\$0.073 /ft²
NATURALGAS	9,582.00 CCF	992,695 Kbtu	3.718 Kbtu/ft²	\$11,311.39	\$1.180 /CCF	\$0.042 /ft²
SEWER	606.00 CCF			\$3,982.58	\$6.572 /CCF	\$0.015 /ft²
WATER	418.00 CCF			\$6,795.16	\$16.256 /CCF	\$0.025 /ft²
<b>Totals:</b>		<b>1,492,686 Kbtu</b>	<b>5.591 Kbtu/ft²</b>	<b>\$41,761.26</b>		

## Energy

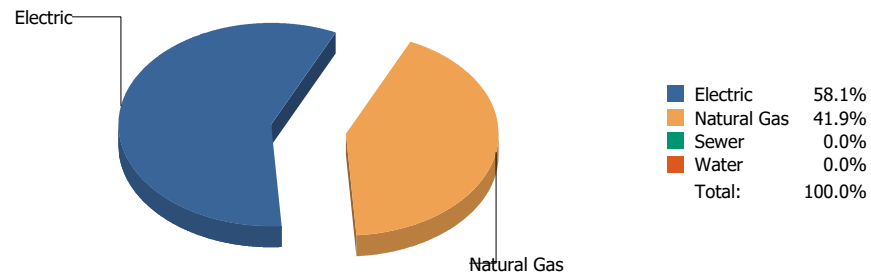


## Cost

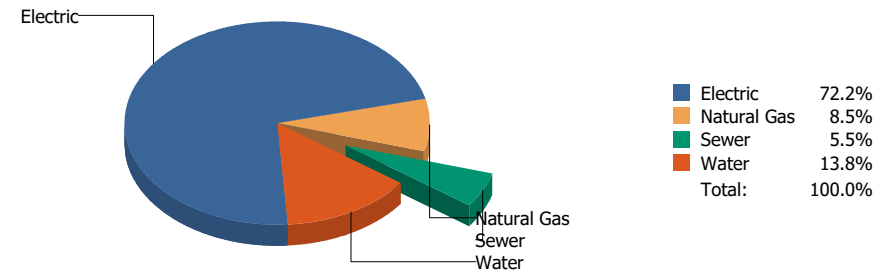


Commodity	Common Use	Energy Use	Energy Use / Area	Total Cost	Cost / Unit	Cost / Area
Place: [AOY] AOY ELEMENTARY SCHOOL 103 [BUILDING]						
Area: 105,486 ft <sup>2</sup>						
Billing Period: Feb 2025						
ELECTRIC	43,825.00 kWh	149,531 Kbtu	1.418 Kbtu/ft <sup>2</sup>	\$6,110.20	\$0.139 /kWh	\$0.058 /ft <sup>2</sup>
NATURALGAS	3,960.00 CCF	410,256 Kbtu	3.889 Kbtu/ft <sup>2</sup>	\$3,912.80	\$0.988 /CCF	\$0.037 /ft <sup>2</sup>
SEWER	39.00 CCF			\$898.67	\$23.043 /CCF	\$0.008 /ft <sup>2</sup>
WATER	68.00 CCF			\$2,022.66	\$29.745 /CCF	\$0.019 /ft <sup>2</sup>
<b>Totals:</b>		<b>559,787 Kbtu</b>	<b>5.307 Kbtu/ft<sup>2</sup></b>	<b>\$12,944.33</b>		

## Energy

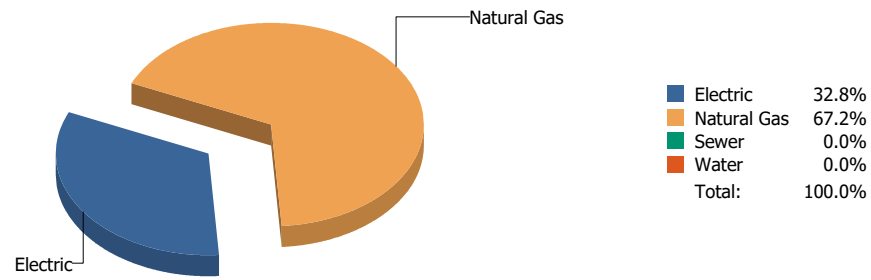


## Cost

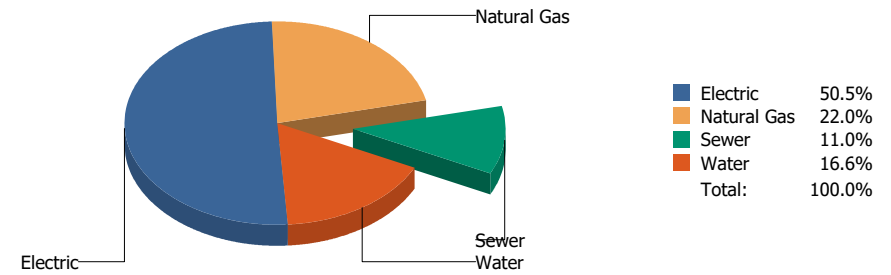


Commodity	Common Use	Energy Use	Energy Use / Area	Total Cost	Cost / Unit	Cost / Area
Place: [ARCHIE_DURAN-ELE] ARCHIE DURAN ELEMENTARY SCHOOL [BUILDING]						
Area: 0 ft <sup>2</sup>						
Billing Period: Feb 2025						
ELECTRIC	58,761.00 kWh	200,493 Kbtu		\$10,490.27	\$0.179 /kWh	
NATURALGAS	1,393.00 CCF	144,315 Kbtu		\$1,231.39	\$0.884 /CCF	
SEWER	50.00 CCF			\$800.82	\$16.016 /CCF	
WATER	103.00 CCF			\$2,012.98	\$19.543 /CCF	
<b>Totals:</b>		<b>344,807 Kbtu</b>		<b>\$14,535.46</b>		

## Energy

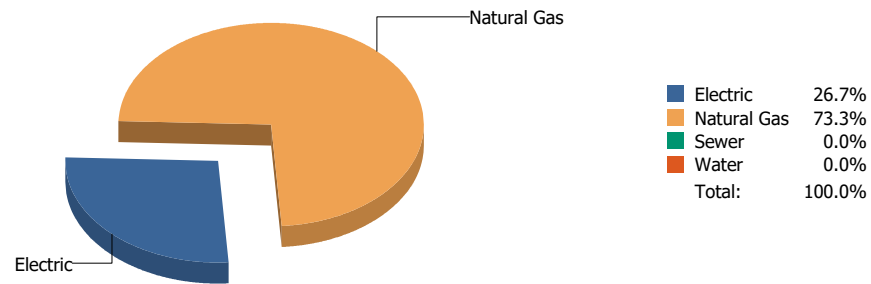


## Cost

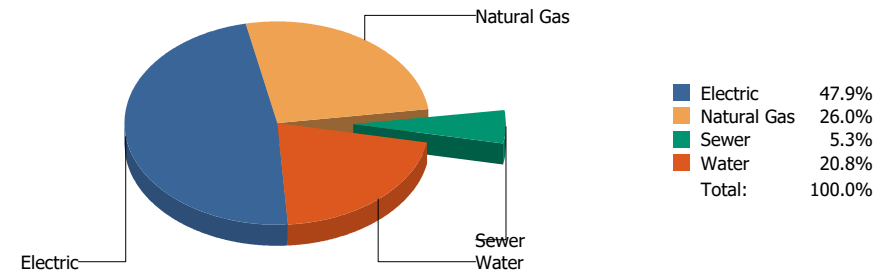


Commodity	Common Use	Energy Use	Energy Use / Area	Total Cost	Cost / Unit	Cost / Area
<b>Place: [AUSTIN] AUSTIN HIGH SCHOOL 002 [BUILDING]</b>						
<b>Area: 269,216 ft²</b>						
<b>Billing Period: Feb 2025</b>						
ELECTRIC	121,200.00 kWh	413,534 Kbtu	1.536 Kbtu/ft²	\$17,911.85	\$0.148 /kWh	\$0.066 /ft²
NATURALGAS	8,190.00 CCF	848,484 Kbtu	3.152 Kbtu/ft²	\$7,805.63	\$0.953 /CCF	\$0.029 /ft²
SEWER	548.00 CCF			\$3,894.84	\$7.107 /CCF	\$0.014 /ft²
WATER	128.00 CCF			\$5,885.98	\$45.984 /CCF	\$0.021 /ft²
<b>Totals:</b>		<b>1,262,018 Kbtu</b>	<b>4.688 Kbtu/ft²</b>	<b>\$35,498.30</b>		

## Energy



## Cost

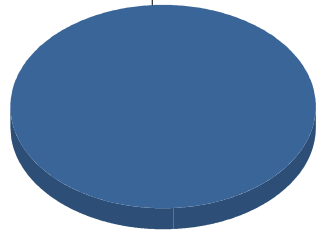


Commodity	Common Use	Energy Use	Energy Use / Area	Total Cost	Cost / Unit	Cost / Area
<b>Place: [BARRONELEMENTARY] BARRON ELEMENTARY SCHOOL 165 [BUILDING]</b>						
<b>Area: 87,818 ft²</b>						
<b>Billing Period: Feb 2025</b>						
ELECTRIC	48,997.00 kWh	167,178 Kbtu	1.904 Kbtu/ft²	\$7,508.21	\$0.153 /kWh	\$0.085 /ft²
NATURALGAS	4,438.00 CCF	459,777 Kbtu	5.236 Kbtu/ft²	\$4,071.86	\$0.917 /CCF	\$0.046 /ft²
SEWER	41.00 CCF			\$831.74	\$20.286 /CCF	\$0.009 /ft²
WATER	355.00 CCF			\$3,269.48	\$9.210 /CCF	\$0.037 /ft²
<b>Totals:</b>		<b>626,955 Kbtu</b>	<b>7.139 Kbtu/ft²</b>	<b>\$15,681.29</b>		



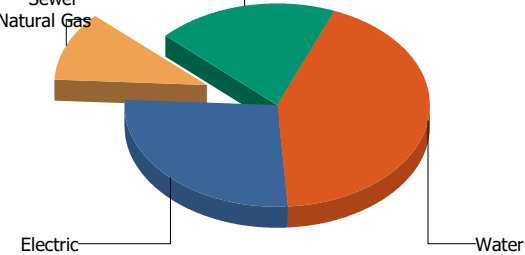
## Energy

Electric



Electric 100.0%  
 Natural Gas 0.0%  
 Sewer 0.0%  
 Water 0.0%  
 Total: 100.0%

## Cost

Sewer  
Natural Gas

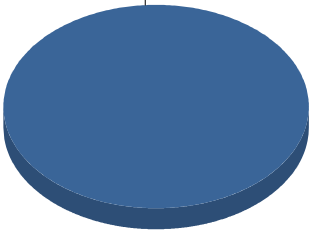
Electric 26.8%  
 Natural Gas 11.3%  
 Sewer 19.1%  
 Water 42.7%  
 Total: 100.0%

Commodity	Common Use	Energy Use	Energy Use / Area	Total Cost	Cost / Unit	Cost / Area
<b>Place: [BASSETT] BASSETT MIDDLE SCHOOL 049 [BUILDING]</b>						
<b>Area: 174,250 ft<sup>2</sup></b>						
<b>Billing Period: Feb 2025</b>						
ELECTRIC	15,214.00 kWh	51,910 Kbtu	0.298 Kbtu/ft <sup>2</sup>	\$1,197.77	\$0.079 /kWh	\$0.007 /ft <sup>2</sup>
NATURALGAS	0.00 CCF	0 Kbtu	0.000 Kbtu/ft <sup>2</sup>	\$504.64	\$0.000 /CCF	\$0.003 /ft <sup>2</sup>
SEWER	117.00 CCF			\$852.17	\$7.284 /CCF	\$0.005 /ft <sup>2</sup>
WATER	195.00 CCF			\$1,907.17	\$9.780 /CCF	\$0.011 /ft <sup>2</sup>
<b>Totals:</b>		<b>51,910 Kbtu</b>	<b>0.298 Kbtu/ft<sup>2</sup></b>	<b>\$4,461.75</b>		

Energy

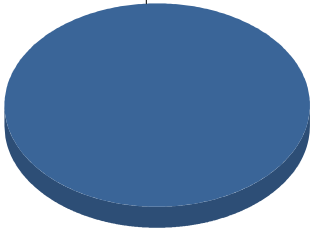
Cost

Electric



■ Electric 100.0%  
Total: 100.0%

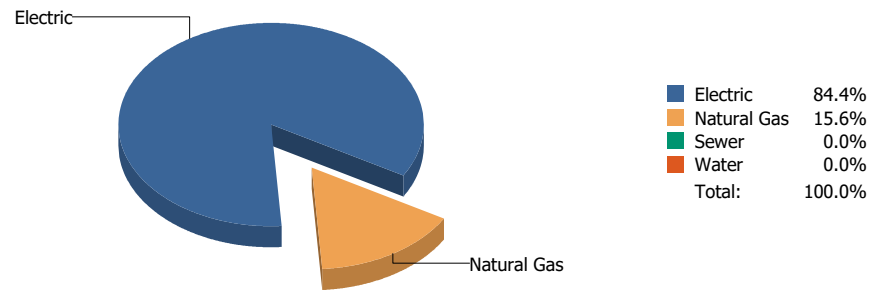
Electric



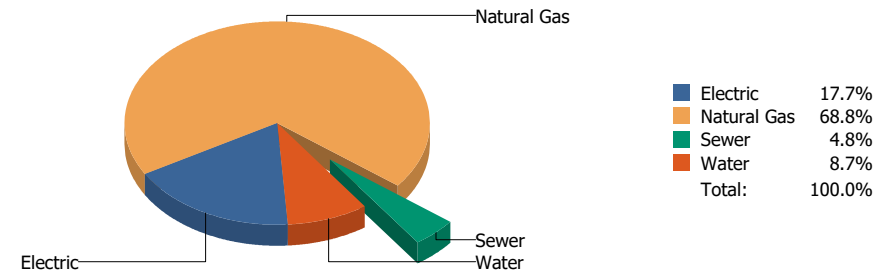
■ Electric 100.0%  
Total: 100.0%

Commodity	Common Use	Energy Use	Energy Use / Area	Total Cost	Cost / Unit	Cost / Area
Place: [BEALL] BEALL      104 [BUILDING]						
Area: 74,454 ft²						
Billing Period: Feb 2025						
ELECTRIC	1,113.00 kWh	3,798 Kbtu	0.051 Kbtu/ft²	\$173.18	\$0.156 /kWh	\$0.002 /ft²
Totals:		3,798 Kbtu	0.051 Kbtu/ft²	\$173.18		

## Energy

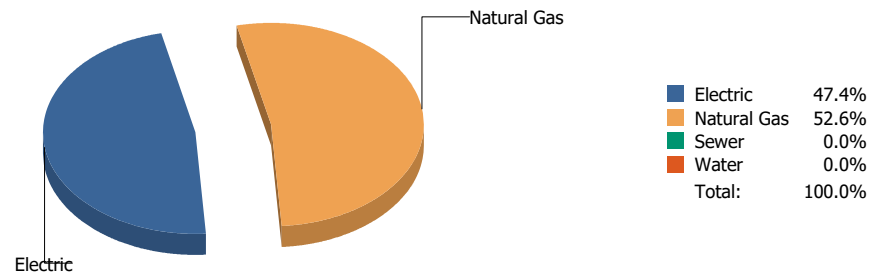


## Cost

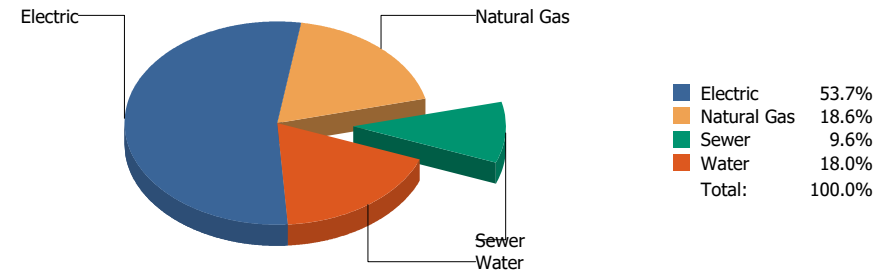


Commodity	Common Use	Energy Use	Energy Use / Area	Total Cost	Cost / Unit	Cost / Area
<b>Place: [BLISS] BLISS ELEMENTARY SCHOOL 105 [BUILDING]</b>						
<b>Area: 78,820 ft²</b>						
<b>Billing Period: Feb 2025</b>						
ELECTRIC	19,990.00 kWh	68,206 Kbtu	0.865 Kbtu/ft²	\$3,100.60	\$0.155 /kWh	\$0.039 /ft²
NATURALGAS	122.00 CCF	12,639 Kbtu	0.160 Kbtu/ft²	\$12,060.56	\$98.857 /CCF	\$0.153 /ft²
SEWER	112.00 CCF			\$832.52	\$7.433 /CCF	\$0.011 /ft²
WATER	110.00 CCF			\$1,526.78	\$13.880 /CCF	\$0.019 /ft²
<b>Totals:</b>		<b>80,845 Kbtu</b>	<b>1.026 Kbtu/ft²</b>	<b>\$17,520.46</b>		

## Energy



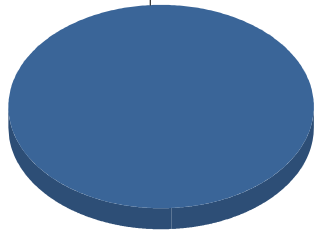
## Cost



Commodity	Common Use	Energy Use	Energy Use / Area	Total Cost	Cost / Unit	Cost / Area
Place: [BOBBY_JOE_HILL] BOBBY JOE HILL PK-8 059 [BUILDING]						
Area: 0 ft <sup>2</sup>						
Billing Period: Feb 2025						
ELECTRIC	72,777.00 kWh	248,315 Kbtu		\$9,015.09	\$0.124 /kWh	
NATURALGAS	2,661.00 CCF	275,680 Kbtu		\$3,125.12	\$1.174 /CCF	
SEWER	157.00 CCF			\$1,613.69	\$10.278 /CCF	
WATER	71.00 CCF			\$3,029.13	\$42.664 /CCF	
<b>Totals:</b>		<b>523,995 Kbtu</b>		<b>\$16,783.03</b>		

## Energy

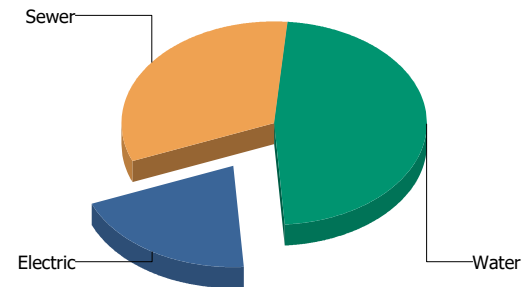
Electric



■ Electric 100.0%  
 ■ Sewer 0.0%  
 ■ Water 0.0%  
 Total: 100.0%

## Cost

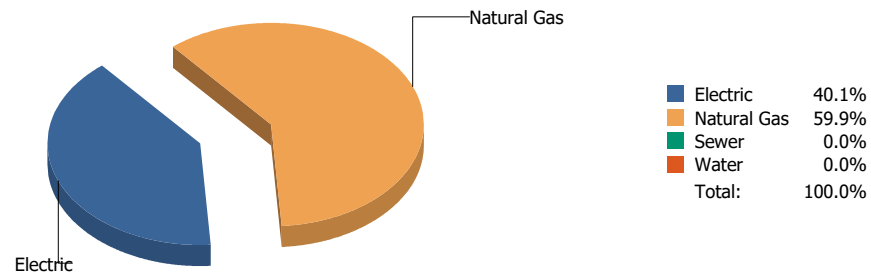
Sewer



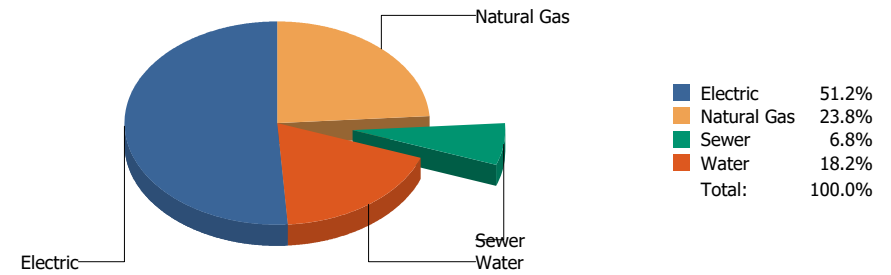
■ Electric 20.1%  
 ■ Sewer 32.5%  
 ■ Water 47.4%  
 Total: 100.0%

Commodity	Common Use	Energy Use	Energy Use / Area	Total Cost	Cost / Unit	Cost / Area
<b>Place: [BOND_2] BOND      160 [BUILDING]</b> <b>Area: 89,988 ft²</b> <b>Billing Period: Feb 2025</b>						
ELECTRIC	2,430.00 kWh	8,291 Kbtu	0.092 Kbtu/ft²	\$353.09	\$0.145 /kWh	\$0.004 /ft²
SEWER	0.00 CCF			\$569.88	\$0.000 /CCF	\$0.006 /ft²
WATER	0.00 CCF			\$832.63	\$0.000 /CCF	\$0.009 /ft²
<b>Totals:</b>		<b>8,291 Kbtu</b>	<b>0.092 Kbtu/ft²</b>	<b>\$1,755.60</b>		

## Energy

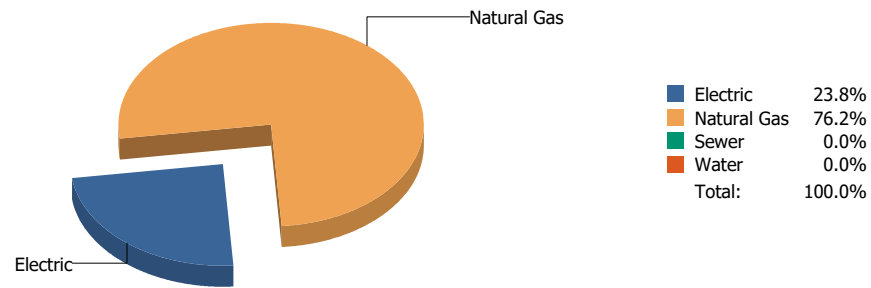


## Cost

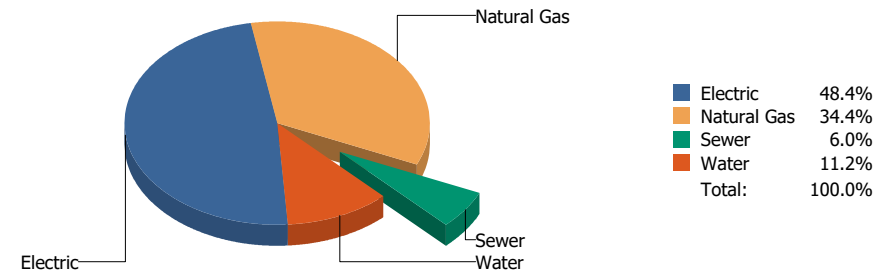


Commodity	Common Use	Energy Use	Energy Use / Area	Total Cost	Cost / Unit	Cost / Area
<b>Place: [BOWIE] BOWIE HIGH SCHOOL 003 [BUILDING]</b>						
<b>Area: 282,931 ft²</b>						
<b>Billing Period: Feb 2025</b>						
ELECTRIC	214,091.00 kWh	730,478 Kbtu	2.582 Kbtu/ft²	\$20,607.67	\$0.096 /kWh	\$0.073 /ft²
NATURALGAS	10,525.00 CCF	1,090,390 Kbtu	3.854 Kbtu/ft²	\$9,562.91	\$0.909 /CCF	\$0.034 /ft²
SEWER	398.00 CCF			\$2,738.34	\$6.880 /CCF	\$0.010 /ft²
WATER	868.00 CCF			\$7,336.58	\$8.452 /CCF	\$0.026 /ft²
<b>Totals:</b>		<b>1,820,868 Kbtu</b>	<b>6.436 Kbtu/ft²</b>	<b>\$40,245.50</b>		

## Energy

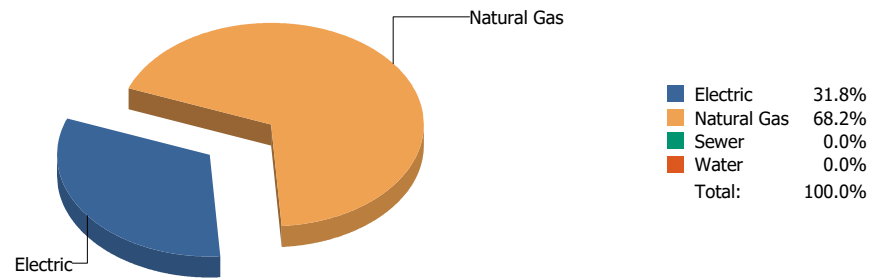


## Cost

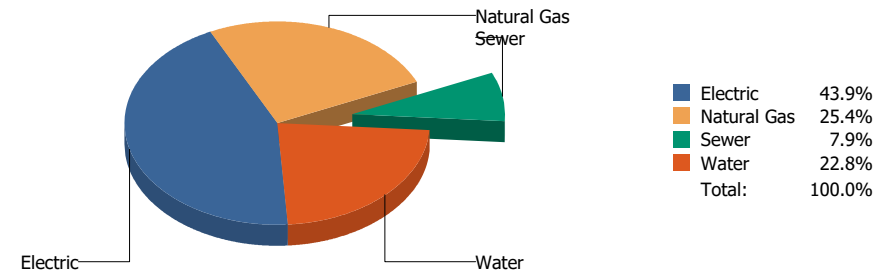


Commodity	Common Use	Energy Use	Energy Use / Area	Total Cost	Cost / Unit	Cost / Area
<b>Place: [BROWN] BROWN MIDDLE SCHOOL 056 [BUILDING]</b>						
<b>Area: 173,263 ft²</b>						
<b>Billing Period: Feb 2025</b>						
ELECTRIC	69,987.00 kWh	238,796 Kbtu	1.378 Kbtu/ft²	\$9,264.24	\$0.132 /kWh	\$0.053 /ft²
NATURALGAS	7,363.00 CCF	762,807 Kbtu	4.403 Kbtu/ft²	\$6,589.22	\$0.895 /CCF	\$0.038 /ft²
SEWER	138.00 CCF			\$1,146.66	\$8.309 /CCF	\$0.007 /ft²
WATER	99.00 CCF			\$2,154.04	\$21.758 /CCF	\$0.012 /ft²
<b>Totals:</b>		<b>1,001,602 Kbtu</b>	<b>5.781 Kbtu/ft²</b>	<b>\$19,154.16</b>		

## Energy



## Cost

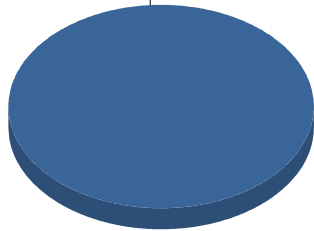


Commodity	Common Use	Energy Use	Energy Use / Area	Total Cost	Cost / Unit	Cost / Area
<b>Place: [BURGES] BURGESS HIGH SCHOOL [BUILDING]</b>						
<b>Area: 241,219 ft²</b>						
<b>Billing Period: Feb 2025</b>						
ELECTRIC	83,683.00 kWh	285,526 Kbtu	1.184 Kbtu/ft²	\$11,837.09	\$0.141 /kWh	\$0.048 /ft²
NATURALGAS	5,909.00 CCF	612,172 Kbtu	2.538 Kbtu/ft²	\$6,852.04	\$1.160 /CCF	\$0.028 /ft²
SEWER	168.00 CCF			\$2,129.70	\$12.677 /CCF	\$0.009 /ft²
WATER	370.00 CCF			\$6,131.36	\$16.571 /CCF	\$0.025 /ft²
<b>Totals:</b>		<b>897,699 Kbtu</b>	<b>3.722 Kbtu/ft²</b>	<b>\$26,950.19</b>		



## Energy

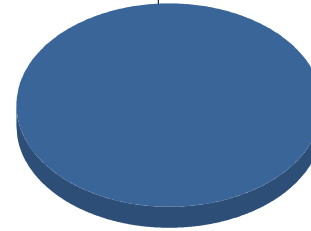
Electric



■ Electric 100.0%  
Total: 100.0%

## Cost

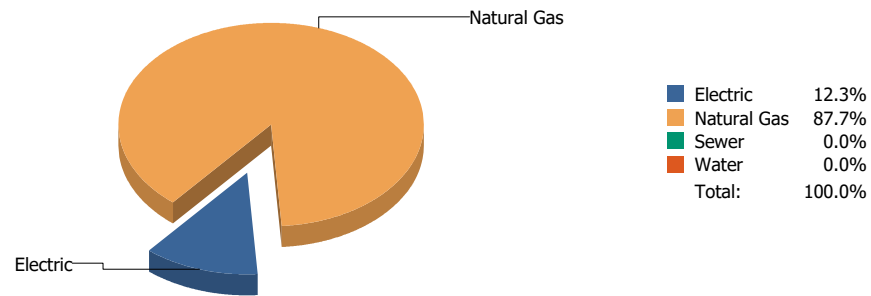
Electric



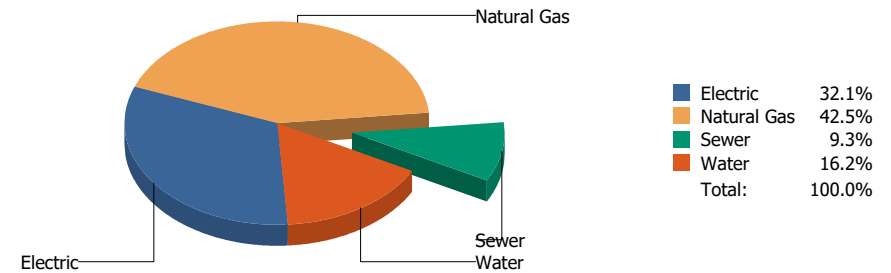
■ Electric 100.0%  
Total: 100.0%

Commodity	Common Use	Energy Use	Energy Use / Area	Total Cost	Cost / Unit	Cost / Area
Place: [BURLESON] BURLESON 107 [BUILDING]						
Area: 73,772 ft <sup>2</sup>						
Billing Period: Feb 2025						
ELECTRIC	922.00 kWh	3,146 Kbtu	0.043 Kbtu/ft <sup>2</sup>	\$170.66	\$0.185 /kWh	\$0.002 /ft <sup>2</sup>
<b>Totals:</b>		<b>3,146 Kbtu</b>	<b>0.043 Kbtu/ft<sup>2</sup></b>	<b>\$170.66</b>		

## Energy

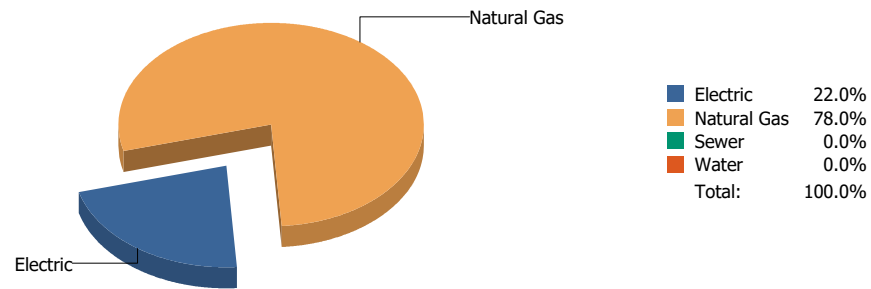


## Cost

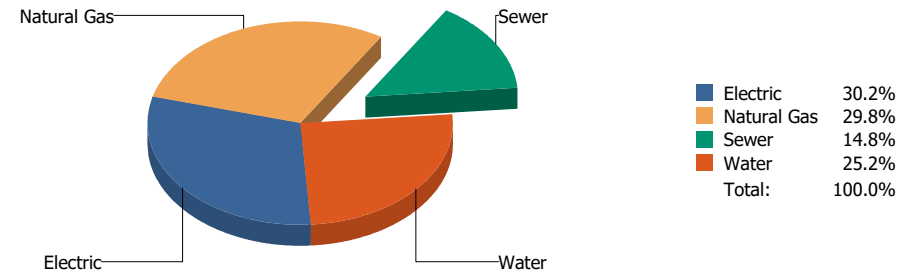


Commodity	Common Use	Energy Use	Energy Use / Area	Total Cost	Cost / Unit	Cost / Area
Place: [BURNET] BURNET 108 [BUILDING]						
Area: 50,520 ft²						
Billing Period: Feb 2025						
ELECTRIC	12,387.00 kWh	42,264 Kbtu	0.837 Kbtu/ft²	\$2,263.62	\$0.183 /kWh	\$0.045 /ft²
NATURALGAS	2,897.00 CCF	300,129 Kbtu	5.941 Kbtu/ft²	\$2,998.23	\$1.035 /CCF	\$0.059 /ft²
SEWER	76.00 CCF			\$653.72	\$8.602 /CCF	\$0.013 /ft²
WATER	40.00 CCF			\$1,146.48	\$28.662 /CCF	\$0.023 /ft²
<b>Totals:</b>		<b>342,394 Kbtu</b>	<b>6.777 Kbtu/ft²</b>	<b>\$7,062.05</b>		

## Energy

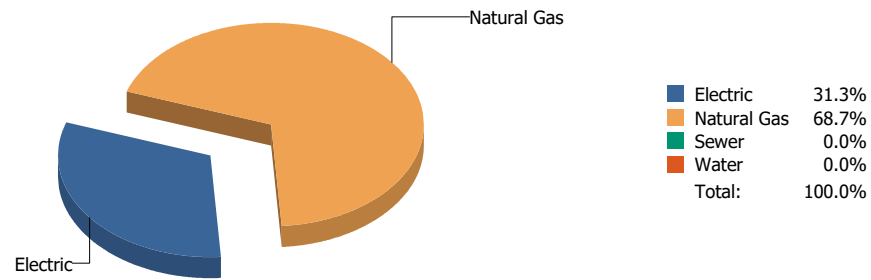


## Cost

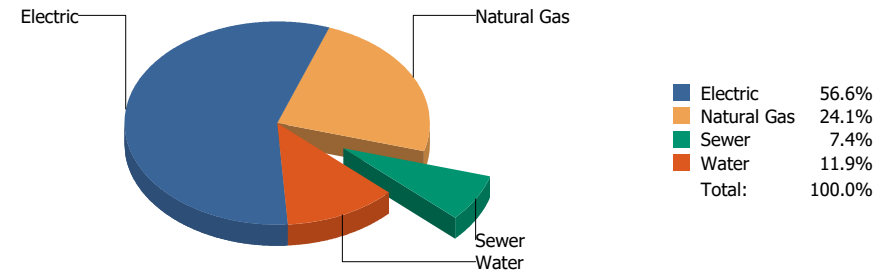


Commodity	Common Use	Energy Use	Energy Use / Area	Total Cost	Cost / Unit	Cost / Area
Place: [CANYON-HILLS] CANYON HILLS MIDDLE SCHOOL [BUILDING]						
Area: 133,149 ft²						
Billing Period: Feb 2025						
ELECTRIC	41,505.00 kWh	141,615 Kbtu	1.064 Kbtu/ft²	\$4,787.50	\$0.115 /kWh	\$0.036 /ft²
NATURALGAS	4,843.00 CCF	501,735 Kbtu	3.768 Kbtu/ft²	\$4,736.97	\$0.978 /CCF	\$0.035 /ft²
SEWER	290.00 CCF			\$2,348.34	\$8.098 /CCF	\$0.018 /ft²
WATER	155.00 CCF			\$3,997.23	\$25.789 /CCF	\$0.030 /ft²
<b>Totals:</b>		<b>643,350 Kbtu</b>	<b>4.832 Kbtu/ft²</b>	<b>\$15,870.04</b>		

## Energy

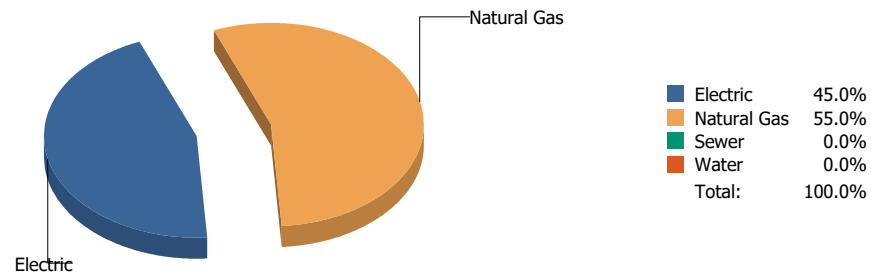


## Cost

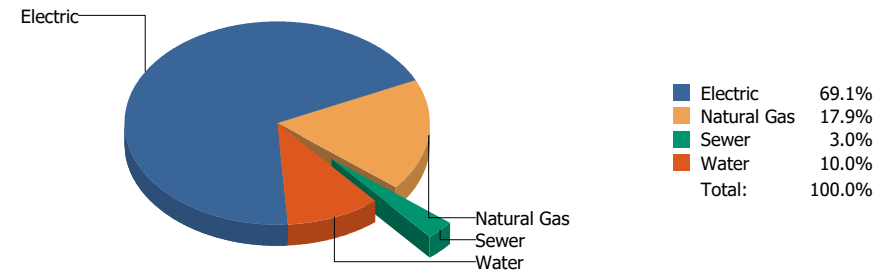


Commodity	Common Use	Energy Use	Energy Use / Area	Total Cost	Cost / Unit	Cost / Area
<b>Place: [CAREER] CAREER AND TECHNOLOGY [BUILDING]</b>						
<b>Area: 146,485 ft<sup>2</sup></b>						
<b>Billing Period: Feb 2025</b>						
ELECTRIC	61,374.00 kWh	209,408 Kbtu	1.430 Kbtu/ft <sup>2</sup>	\$9,590.11	\$0.156 /kWh	\$0.065 /ft <sup>2</sup>
NATURALGAS	4,440.00 CCF	459,984 Kbtu	3.140 Kbtu/ft <sup>2</sup>	\$4,073.44	\$0.917 /CCF	\$0.028 /ft <sup>2</sup>
SEWER	185.00 CCF			\$1,260.49	\$6.813 /CCF	\$0.009 /ft <sup>2</sup>
WATER	60.00 CCF			\$2,009.40	\$33.490 /CCF	\$0.014 /ft <sup>2</sup>
<b>Totals:</b>		<b>669,392 Kbtu</b>	<b>4.570 Kbtu/ft<sup>2</sup></b>	<b>\$16,933.44</b>		

## Energy

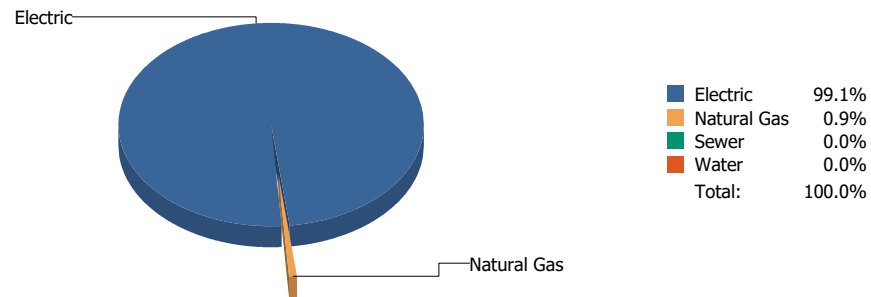


## Cost

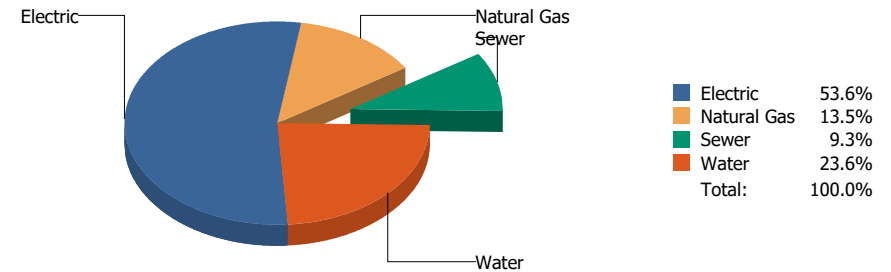


Commodity	Common Use	Energy Use	Energy Use / Area	Total Cost	Cost / Unit	Cost / Area
<b>Place: [CENTRAL_OFFICE_STANTON] CENTRAL OFFICE STANTON [BUILDING]</b>						
<b>Area: 131,287 ft²</b>						
<b>Billing Period: Feb 2025</b>						
ELECTRIC	113,304.00 kWh	386,593 Kbtu	2.945 Kbtu/ft²	\$16,657.43	\$0.147 /kWh	\$0.127 /ft²
NATURALGAS	4,565.00 CCF	472,934 Kbtu	3.602 Kbtu/ft²	\$4,313.41	\$0.945 /CCF	\$0.033 /ft²
SEWER	30.00 CCF			\$722.22	\$24.074 /CCF	\$0.006 /ft²
WATER	78.00 CCF			\$2,410.20	\$30.900 /CCF	\$0.018 /ft²
<b>Totals:</b>		<b>859,527 Kbtu</b>	<b>6.547 Kbtu/ft²</b>	<b>\$24,103.26</b>		

## Energy

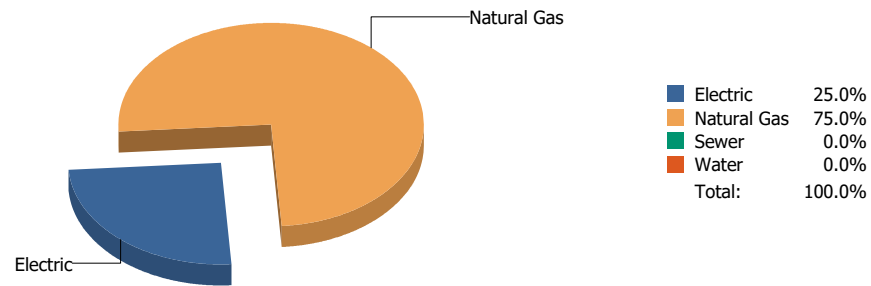


## Cost

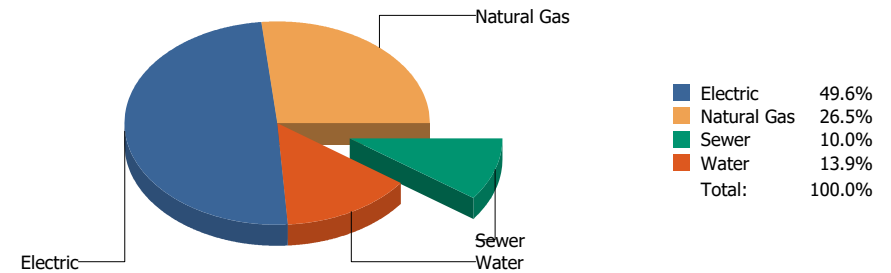


Commodity	Common Use	Energy Use	Energy Use / Area	Total Cost	Cost / Unit	Cost / Area
<b>Place: [CHAPIN] CHAPIN HIGH SCHOOL [BUILDING]</b>						
<b>Area: 273,727 ft²</b>						
<b>Billing Period: Feb 2025</b>						
ELECTRIC	249,480.00 kWh	851,226 Kbtu	3.110 Kbtu/ft²	\$27,870.19	\$0.112 /kWh	\$0.102 /ft²
NATURALGAS	71.00 CCF	7,356 Kbtu	0.027 Kbtu/ft²	\$6,998.70	\$98.573 /CCF	\$0.026 /ft²
SEWER	648.00 CCF			\$4,844.23	\$7.476 /CCF	\$0.018 /ft²
WATER	776.00 CCF			\$12,275.17	\$15.819 /CCF	\$0.045 /ft²
<b>Totals:</b>		<b>858,581 Kbtu</b>	<b>3.137 Kbtu/ft²</b>	<b>\$51,988.29</b>		

## Energy

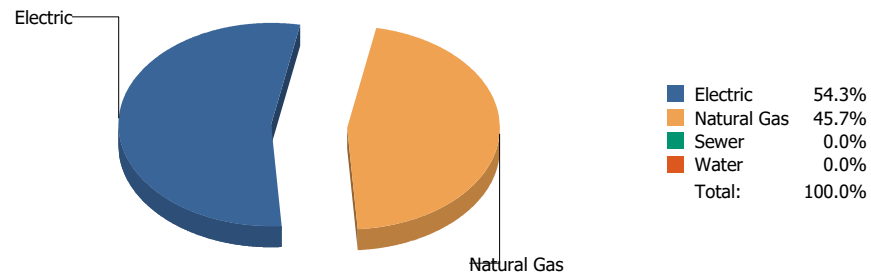


## Cost

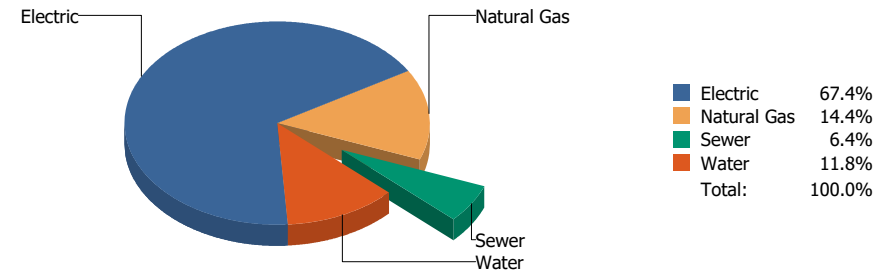


Commodity	Common Use	Energy Use	Energy Use / Area	Total Cost	Cost / Unit	Cost / Area
<b>Place: [CHARLES] H.E. CHARLES MIDDLE SCHOOL 045 [BUILDING]</b>						
<b>Area: 107,867 ft²</b>						
<b>Billing Period: Feb 2025</b>						
ELECTRIC	51,495.00 kWh	175,701 Kbtu	1.629 Kbtu/ft²	\$9,121.78	\$0.177 /kWh	\$0.084 /ft²
NATURALGAS	5,085.00 CCF	526,806 Kbtu	4.884 Kbtu/ft²	\$4,881.02	\$0.960 /CCF	\$0.045 /ft²
SEWER	315.00 CCF			\$1,842.27	\$5.848 /CCF	\$0.017 /ft²
WATER	34.00 CCF			\$2,562.39	\$75.364 /CCF	\$0.024 /ft²
<b>Totals:</b>		<b>702,507 Kbtu</b>	<b>6.513 Kbtu/ft²</b>	<b>\$18,407.46</b>		

## Energy



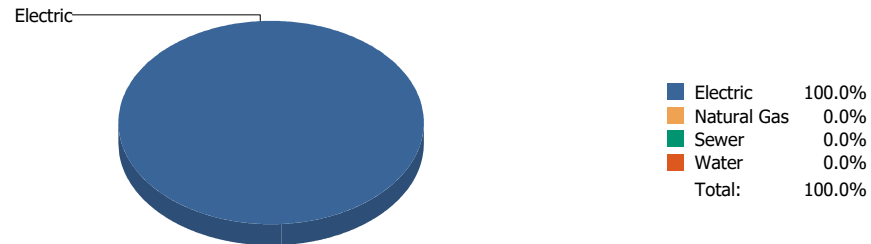
## Cost



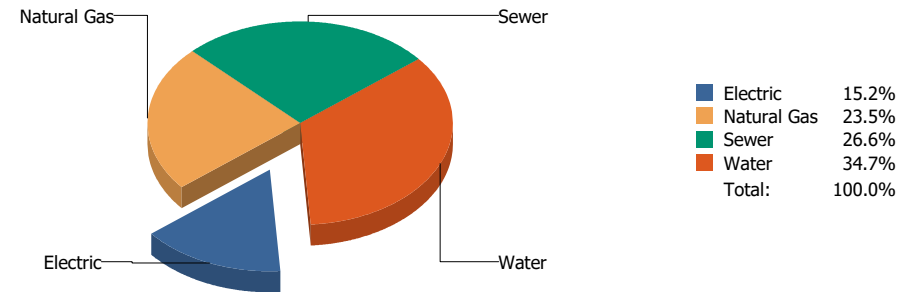
Commodity	Common Use	Energy Use	Energy Use / Area	Total Cost	Cost / Unit	Cost / Area
Place: [CIELO-VISTA] CIELO VISTA ELEMENTARY SCHOOL [BUILDING]						
Area: 66,034 ft <sup>2</sup>						
Billing Period: Feb 2025						
ELECTRIC	38,721.00 kWh	132,116 Kbtu	2.001 Kbtu/ft <sup>2</sup>	\$6,709.86	\$0.173 /kWh	\$0.102 /ft <sup>2</sup>
NATURALGAS	1,075.00 CCF	111,370 Kbtu	1.687 Kbtu/ft <sup>2</sup>	\$1,429.84	\$1.330 /CCF	\$0.022 /ft <sup>2</sup>
SEWER	61.00 CCF			\$632.09	\$10.362 /CCF	\$0.010 /ft <sup>2</sup>
WATER	21.00 CCF			\$1,177.97	\$56.094 /CCF	\$0.018 /ft <sup>2</sup>
<b>Totals:</b>		<b>243,486 Kbtu</b>	<b>3.687 Kbtu/ft<sup>2</sup></b>	<b>\$9,949.76</b>		



## Energy

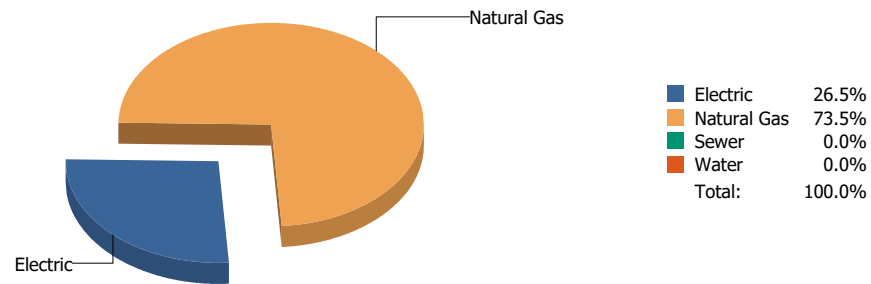


## Cost

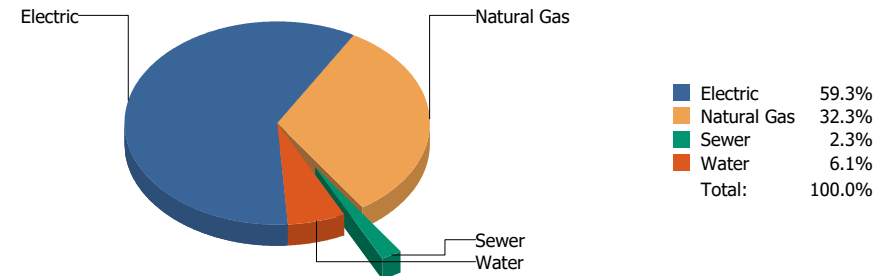


Commodity	Common Use	Energy Use	Energy Use / Area	Total Cost	Cost / Unit	Cost / Area
<b>Place: [CLARDY] CLARDY ELEMENTARY SCHOOL [BUILDING]</b>						
<b>Area: 70,700 ft²</b>						
<b>Billing Period: Feb 2025</b>						
ELECTRIC	2,160.00 kWh	7,370 Kbtu	0.104 Kbtu/ft²	\$324.97	\$0.150 /kWh	\$0.005 /ft²
NATURALGAS	0.00 CCF	0 Kbtu	0.000 Kbtu/ft²	\$504.64	\$0.000 /CCF	\$0.007 /ft²
SEWER	0.00 CCF			\$569.88	\$0.000 /CCF	\$0.008 /ft²
WATER	0.00 CCF			\$745.11	\$0.000 /CCF	\$0.010 /ft²
<b>Totals:</b>		<b>7,370 Kbtu</b>	<b>0.104 Kbtu/ft²</b>	<b>\$2,144.60</b>		

## Energy

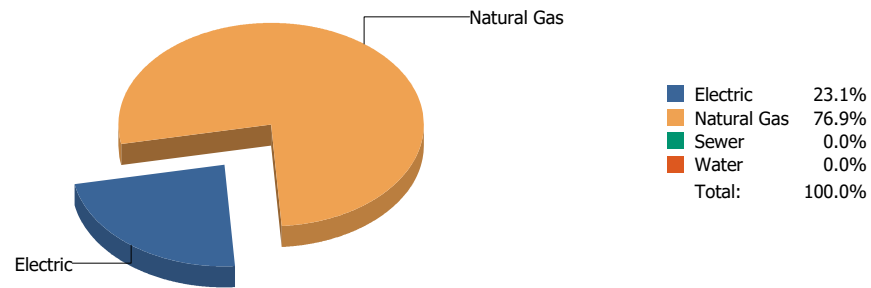


## Cost

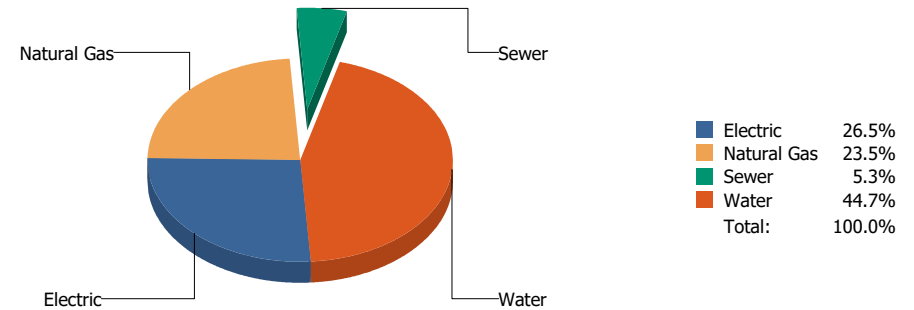


Commodity	Common Use	Energy Use	Energy Use / Area	Total Cost	Cost / Unit	Cost / Area
<b>Place: [CLEDENIN] CLEDENIN ELEMENTARY SCHOOL [BUILDING]</b>						
<b>Area: 62,721 ft²</b>						
<b>Billing Period: Feb 2025</b>						
ELECTRIC	29,890.00 kWh	101,985 Kbtu	1.626 Kbtu/ft²	\$4,796.37	\$0.160 /kWh	\$0.076 /ft²
NATURALGAS	2,737.00 CCF	283,553 Kbtu	4.521 Kbtu/ft²	\$2,607.90	\$0.953 /CCF	\$0.042 /ft²
SEWER	3.00 CCF			\$189.31	\$63.103 /CCF	\$0.003 /ft²
WATER	10.00 CCF			\$491.31	\$49.131 /CCF	\$0.008 /ft²
<b>Totals:</b>		<b>385,538 Kbtu</b>	<b>6.147 Kbtu/ft²</b>	<b>\$8,084.89</b>		

## Energy

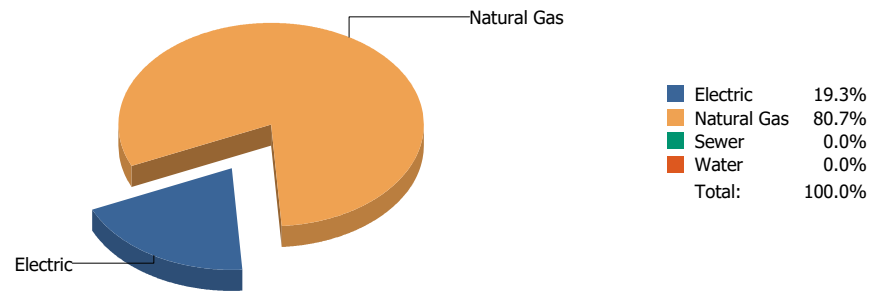


## Cost

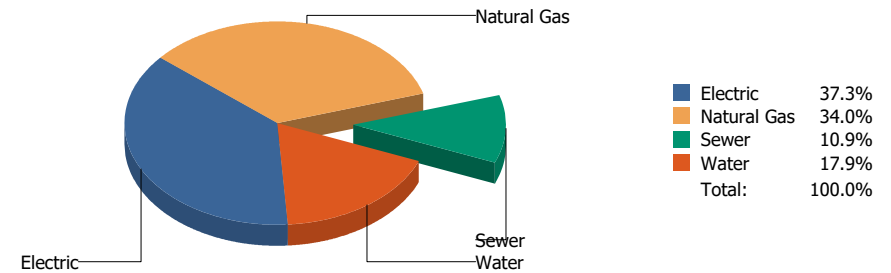


Commodity	Common Use	Energy Use	Energy Use / Area	Total Cost	Cost / Unit	Cost / Area
<b>Place: [COLDWELL] COLDWELL ELEMENTARY SCHOOL [BUILDING]</b>						
<b>Area: 67,310 ft²</b>						
<b>Billing Period: Feb 2025</b>						
ELECTRIC	25,364.00 kWh	86,542 Kbtu	1.286 Kbtu/ft²	\$3,273.59	\$0.129 /kWh	\$0.049 /ft²
NATURALGAS	2,781.00 CCF	288,112 Kbtu	4.280 Kbtu/ft²	\$2,897.76	\$1.042 /CCF	\$0.043 /ft²
SEWER	40.00 CCF			\$653.32	\$16.333 /CCF	\$0.010 /ft²
WATER	475.00 CCF			\$5,522.58	\$11.626 /CCF	\$0.082 /ft²
<b>Totals:</b>		<b>374,654 Kbtu</b>	<b>5.566 Kbtu/ft²</b>	<b>\$12,347.25</b>		

## Energy

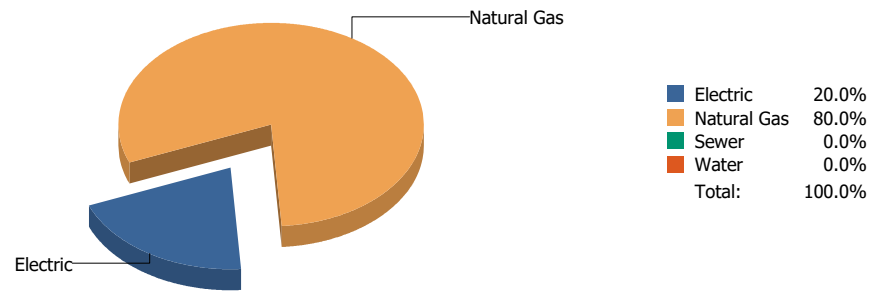


## Cost

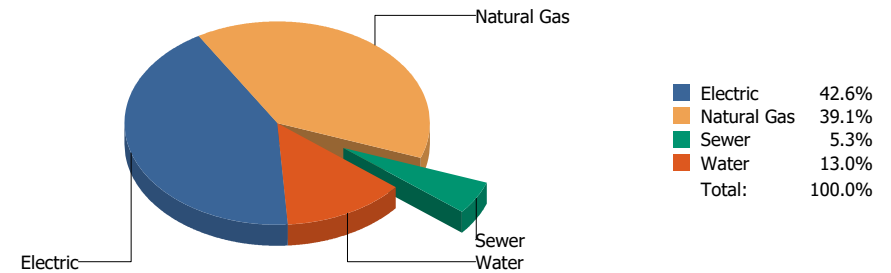


Commodity	Common Use	Energy Use	Energy Use / Area	Total Cost	Cost / Unit	Cost / Area
<b>Place: [COOLEY] COOLEY ELEMENTARY SCHOOL [BUILDING]</b>						
<b>Area: 95,590 ft<sup>2</sup></b>						
<b>Billing Period: Feb 2025</b>						
ELECTRIC	42,801.00 kWh	146,037 Kbtu	1.528 Kbtu/ft <sup>2</sup>	\$6,104.70	\$0.143 /kWh	\$0.064 /ft <sup>2</sup>
NATURALGAS	5,888.00 CCF	609,997 Kbtu	6.381 Kbtu/ft <sup>2</sup>	\$5,571.96	\$0.946 /CCF	\$0.058 /ft <sup>2</sup>
SEWER	183.00 CCF			\$1,785.19	\$9.755 /CCF	\$0.018 /ft <sup>2</sup>
WATER	98.00 CCF			\$2,925.52	\$29.852 /CCF	\$0.030 /ft <sup>2</sup>
<b>Totals:</b>		<b>756,034 Kbtu</b>	<b>7.909 Kbtu/ft<sup>2</sup></b>	<b>\$16,387.37</b>		

## Energy

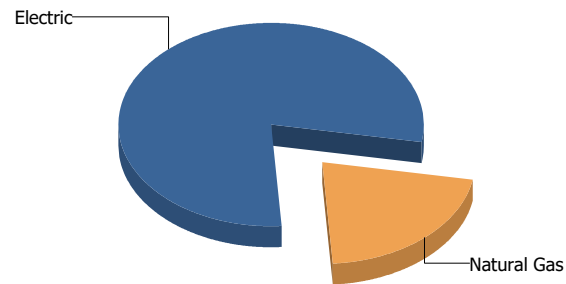


## Cost



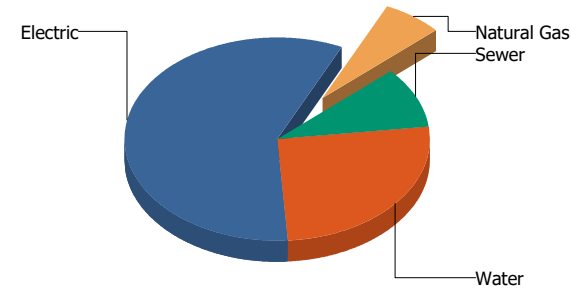
Commodity	Common Use	Energy Use	Energy Use / Area	Total Cost	Cost / Unit	Cost / Area
<b>Place: [CORONADO] CORONADO HIGH SCHOOL 005 [BUILDING]</b>						
<b>Area: 406,757 ft²</b>						
<b>Billing Period: Feb 2025</b>						
ELECTRIC	119,748.00 kWh	408,580 Kbtu	1.004 Kbtu/ft²	\$19,205.17	\$0.160 /kWh	\$0.046 /ft²
NATURALGAS	15,769.00 CCF	1,633,668 Kbtu	4.016 Kbtu/ft²	\$17,608.20	\$1.117 /CCF	\$0.043 /ft²
SEWER	381.00 CCF			\$2,365.63	\$6.209 /CCF	\$0.006 /ft²
WATER	667.00 CCF			\$5,872.97	\$8.805 /CCF	\$0.014 /ft²
<b>Totals:</b>		<b>2,042,249 Kbtu</b>	<b>5.021 Kbtu/ft²</b>	<b>\$45,051.97</b>		

## Energy



Electric	78.8%
Natural Gas	21.2%
Sewer	0.0%
Water	0.0%
Total:	100.0%

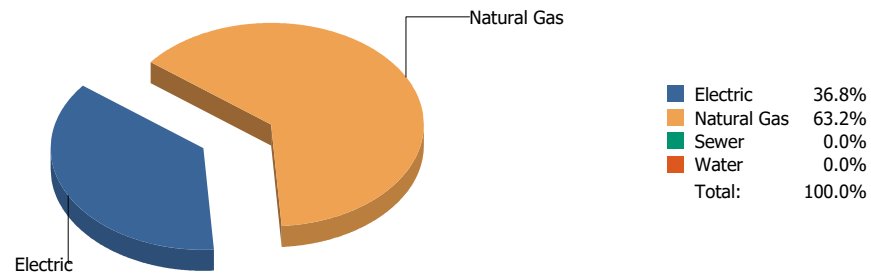
## Cost



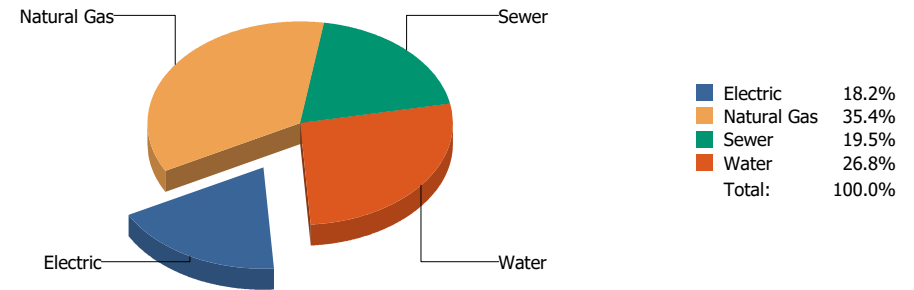
Electric	58.2%
Natural Gas	6.1%
Sewer	9.8%
Water	25.9%
Total:	100.0%

Commodity	Common Use	Energy Use	Energy Use / Area	Total Cost	Cost / Unit	Cost / Area
Place: [CROCKETT_1] CROCKETT ELEMENTARY SCHOOL 112 [BUILDING]						
Area: 92,585 ft <sup>2</sup>						
Billing Period: Feb 2025						
ELECTRIC	39,012.00 kWh	133,109 Kbtu	1.438 Kbtu/ft <sup>2</sup>	\$5,223.40	\$0.134 /kWh	\$0.056 /ft <sup>2</sup>
NATURALGAS	345.00 CCF	35,742 Kbtu	0.386 Kbtu/ft <sup>2</sup>	\$549.33	\$1.592 /CCF	\$0.006 /ft <sup>2</sup>
SEWER	88.00 CCF			\$878.40	\$9.982 /CCF	\$0.009 /ft <sup>2</sup>
WATER	165.00 CCF			\$2,325.50	\$14.094 /CCF	\$0.025 /ft <sup>2</sup>
<b>Totals:</b>		<b>168,851 Kbtu</b>	<b>1.824 Kbtu/ft<sup>2</sup></b>	<b>\$8,976.63</b>		

## Energy

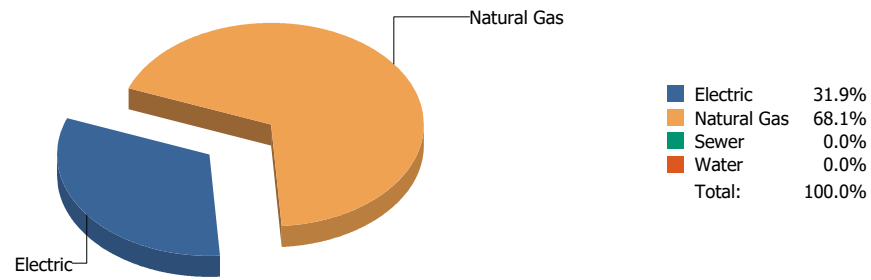


## Cost

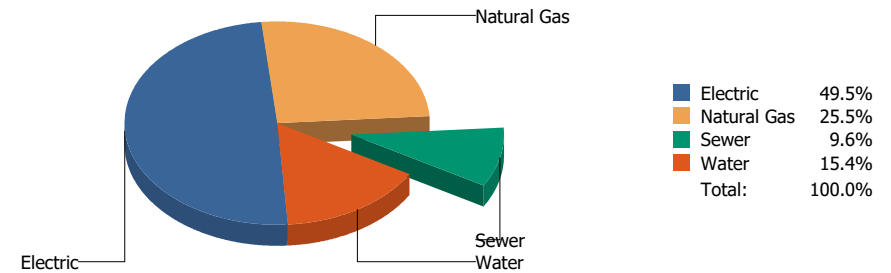


Commodity	Common Use	Energy Use	Energy Use / Area	Total Cost	Cost / Unit	Cost / Area
<b>Place: [CROSBY] CROSBY PLANETARIUM [BUILDING]</b>						
<b>Area: 83,100 ft²</b>						
<b>Billing Period: Feb 2025</b>						
ELECTRIC	3,005.00 kWh	10,253 Kbtu	0.123 Kbtu/ft²	\$334.49	\$0.111 /kWh	\$0.004 /ft²
NATURALGAS	170.00 CCF	17,612 Kbtu	0.212 Kbtu/ft²	\$650.94	\$3.829 /CCF	\$0.008 /ft²
SEWER	1.00 CCF			\$358.97	\$358.970 /CCF	\$0.004 /ft²
WATER	1.00 CCF			\$493.44	\$493.440 /CCF	\$0.006 /ft²
<b>Totals:</b>		<b>27,865 Kbtu</b>	<b>0.335 Kbtu/ft²</b>	<b>\$1,837.84</b>		

## Energy



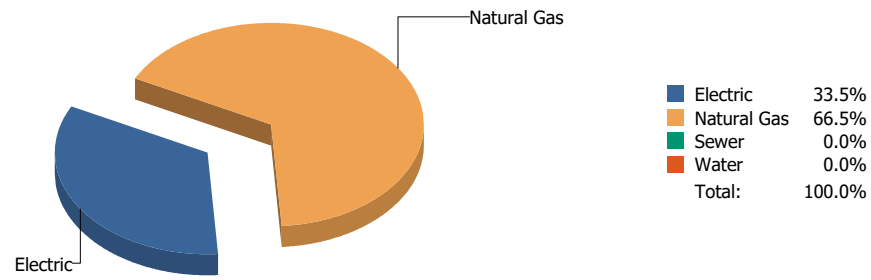
## Cost



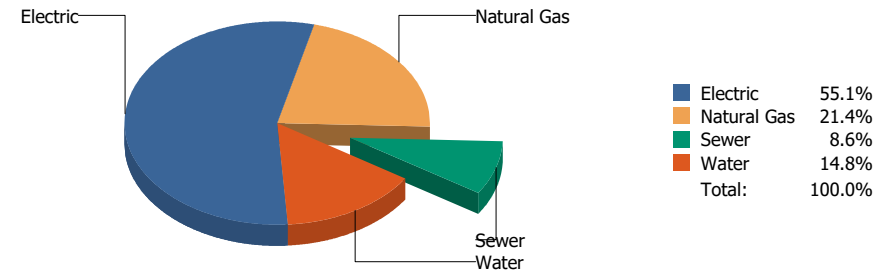
Commodity	Common Use	Energy Use	Energy Use / Area	Total Cost	Cost / Unit	Cost / Area
Place: [DELTA_OPERATIONS_CENTER_] DELTA OPERATIONS CENTER [BUILDING]						
Area: 0 ft <sup>2</sup>						
Billing Period: Feb 2025						
ELECTRIC	44,967.00 kWh	153,427 Kbtu		\$5,193.15	\$0.115 /kWh	
NATURALGAS	3,155.00 CCF	326,858 Kbtu		\$2,670.04	\$0.846 /CCF	
SEWER	155.00 CCF			\$1,001.51	\$6.461 /CCF	
WATER	41.00 CCF			\$1,616.84	\$39.435 /CCF	
<b>Totals:</b>		<b>480,285 Kbtu</b>		<b>\$10,481.54</b>		



## Energy

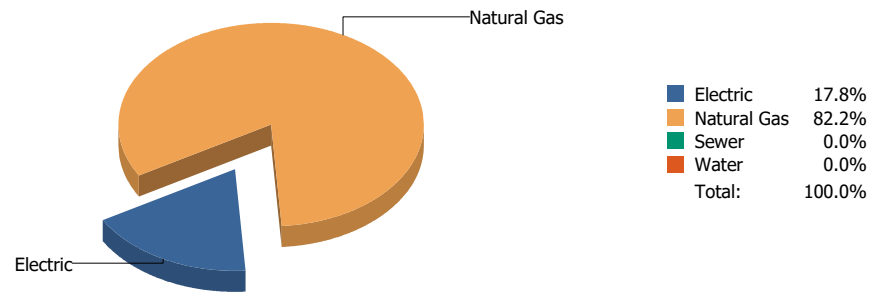


## Cost

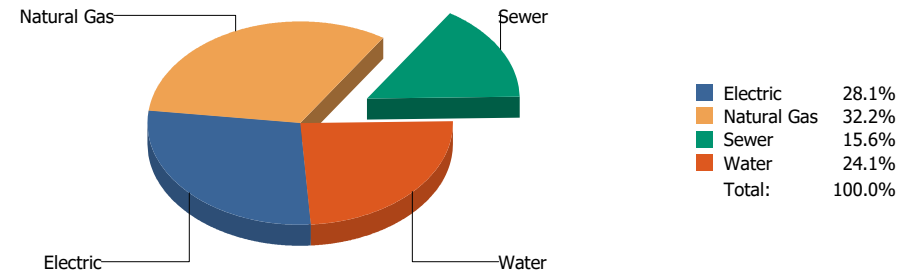


Commodity	Common Use	Energy Use	Energy Use / Area	Total Cost	Cost / Unit	Cost / Area
<b>Place: [DONHASKINSPK8] DON HASKINS PK-8 051 [BUILDING]</b>						
<b>Area: 163,678 ft²</b>						
<b>Billing Period: Feb 2025</b>						
ELECTRIC	106,972.00 kWh	364,988 Kbtu	2.230 Kbtu/ft²	\$16,125.48	\$0.151 /kWh	\$0.098 /ft²
NATURALGAS	6,989.00 CCF	724,060 Kbtu	4.424 Kbtu/ft²	\$6,267.35	\$0.897 /CCF	\$0.038 /ft²
SEWER	305.00 CCF			\$2,527.03	\$8.285 /CCF	\$0.015 /ft²
WATER	188.00 CCF			\$4,339.76	\$23.084 /CCF	\$0.026 /ft²
<b>Totals:</b>		<b>1,089,049 Kbtu</b>	<b>6.654 Kbtu/ft²</b>	<b>\$29,259.62</b>		

## Energy

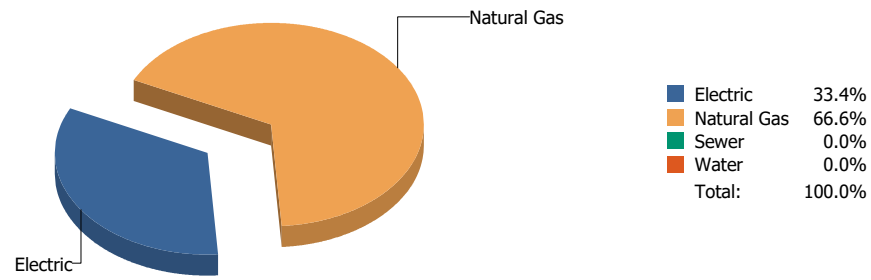


## Cost

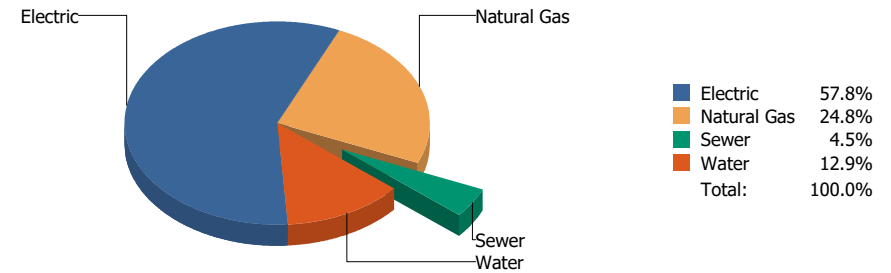


Commodity	Common Use	Energy Use	Energy Use / Area	Total Cost	Cost / Unit	Cost / Area
<b>Place: [DOUGLASS] DOUGLASS ELEMENTARY SCHOOL 114 [BUILDING]</b>						
<b>Area: 86,903 ft²</b>						
<b>Billing Period: Feb 2025</b>						
ELECTRIC	26,581.00 kWh	90,694 Kbtu	1.044 Kbtu/ft²	\$3,465.73	\$0.130 /kWh	\$0.040 /ft²
NATURALGAS	4,030.00 CCF	417,508 Kbtu	4.804 Kbtu/ft²	\$3,973.04	\$0.986 /CCF	\$0.046 /ft²
SEWER	365.00 CCF			\$1,923.98	\$5.271 /CCF	\$0.022 /ft²
WATER	189.00 CCF			\$2,975.87	\$15.745 /CCF	\$0.034 /ft²
<b>Totals:</b>		<b>508,202 Kbtu</b>	<b>5.848 Kbtu/ft²</b>	<b>\$12,338.62</b>		

## Energy

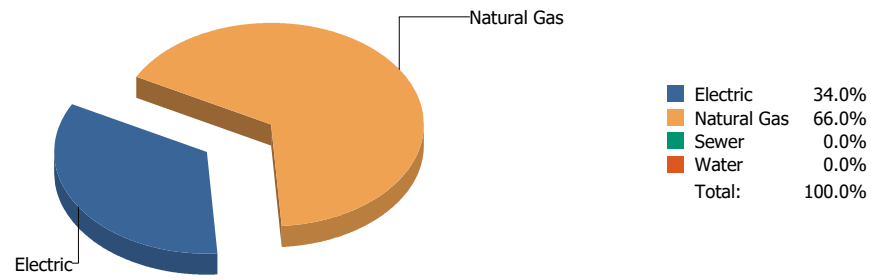


## Cost

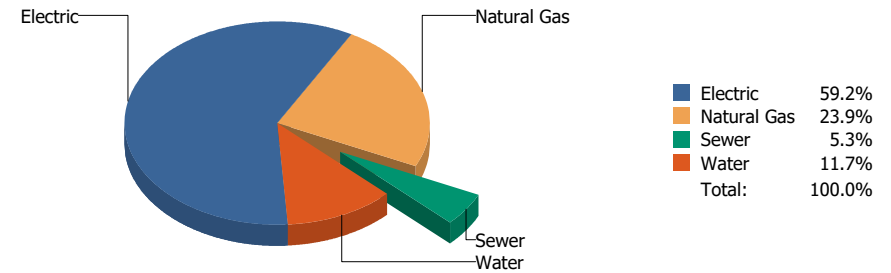


Commodity	Common Use	Energy Use	Energy Use / Area	Total Cost	Cost / Unit	Cost / Area
<b>Place: [DRHORNEDOMIDDLESCHOOL_1] DR. HORNEDO MIDDLE SCHOOL 058 [BUILDING]</b>						
<b>Area: 184,871 ft²</b>						
<b>Billing Period: Feb 2025</b>						
ELECTRIC	87,371.00 kWh	298,110 Kbtu	1.613 Kbtu/ft²	\$12,128.72	\$0.139 /kWh	\$0.066 /ft²
NATURALGAS	5,742.00 CCF	594,871 Kbtu	3.218 Kbtu/ft²	\$5,194.15	\$0.905 /CCF	\$0.028 /ft²
SEWER	85.00 CCF			\$938.37	\$11.040 /CCF	\$0.005 /ft²
WATER	169.00 CCF			\$2,705.58	\$16.009 /CCF	\$0.015 /ft²
<b>Totals:</b>		<b>892,981 Kbtu</b>	<b>4.830 Kbtu/ft²</b>	<b>\$20,966.82</b>		

## Energy

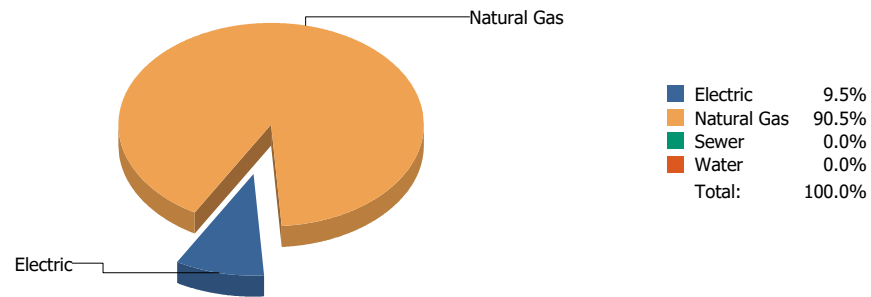


## Cost

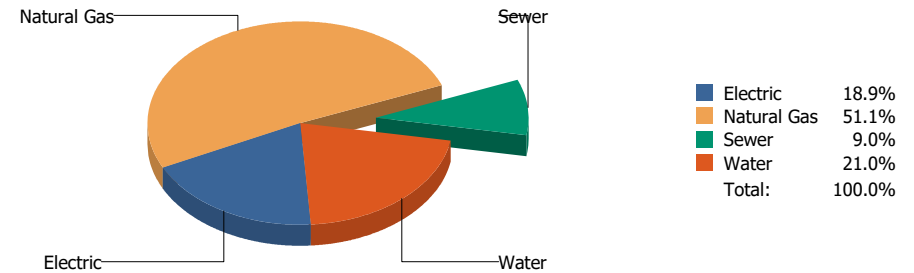


Commodity	Common Use	Energy Use	Energy Use / Area	Total Cost	Cost / Unit	Cost / Area
<b>Place: [EL-PASO-HIGH] EL PASO HIGH SCHOOL 006 [BUILDING]</b>						
<b>Area: 236,062 ft²</b>						
<b>Billing Period: Feb 2025</b>						
ELECTRIC	158,004.00 kWh	539,110 Kbtu	2.284 Kbtu/ft²	\$26,567.58	\$0.168 /kWh	\$0.112 /ft²
NATURALGAS	10,116.00 CCF	1,048,018 Kbtu	4.440 Kbtu/ft²	\$10,723.52	\$1.060 /CCF	\$0.045 /ft²
SEWER	252.00 CCF			\$2,376.52	\$9.431 /CCF	\$0.010 /ft²
WATER	308.00 CCF			\$5,245.70	\$17.031 /CCF	\$0.022 /ft²
<b>Totals:</b>		<b>1,587,127 Kbtu</b>	<b>6.723 Kbtu/ft²</b>	<b>\$44,913.32</b>		

## Energy

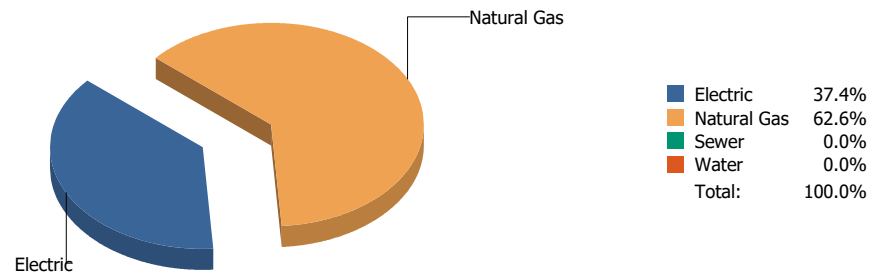


## Cost

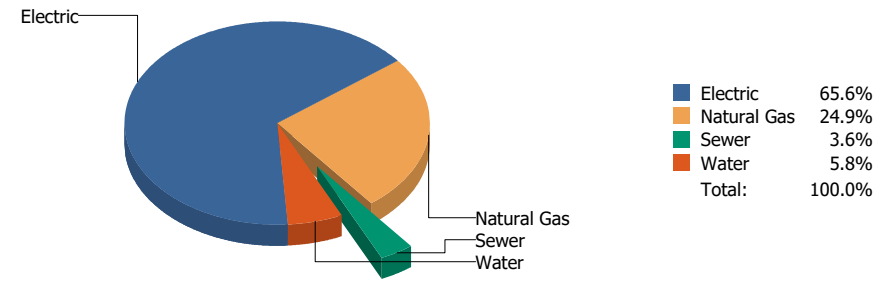


Commodity	Common Use	Energy Use	Energy Use / Area	Total Cost	Cost / Unit	Cost / Area
<b>Place: [FINEARTSMULTI-MEDIACENTER] FINE ARTS/MULTI-MEDIA CENTER [BUILDING]</b>						
<b>Area: 27,633 ft²</b>						
<b>Billing Period: Feb 2025</b>						
ELECTRIC	10,580.00 kWh	36,099 Kbtu	1.306 Kbtu/ft²	\$1,144.18	\$0.108 /kWh	\$0.041 /ft²
NATURALGAS	3,307.00 CCF	342,605 Kbtu	12.398 Kbtu/ft²	\$3,098.49	\$0.937 /CCF	\$0.112 /ft²
SEWER	94.00 CCF			\$546.94	\$5.819 /CCF	\$0.020 /ft²
WATER	162.00 CCF			\$1,272.40	\$7.854 /CCF	\$0.046 /ft²
<b>Totals:</b>		<b>378,704 Kbtu</b>	<b>13.705 Kbtu/ft²</b>	<b>\$6,062.01</b>		

## Energy

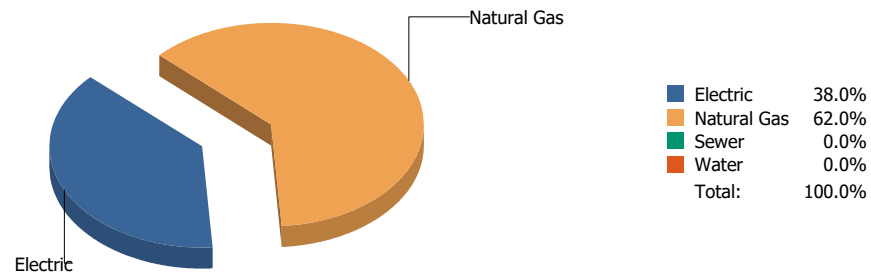


## Cost

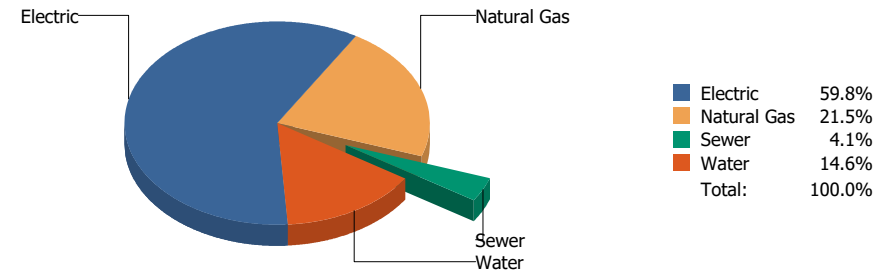


Commodity	Common Use	Energy Use	Energy Use / Area	Total Cost	Cost / Unit	Cost / Area
Place: [FRANKLIN] FRANKLIN HIGH SCHOOL 010 [BUILDING]						
Area: 329,377 ft²						
Billing Period: Feb 2025						
ELECTRIC	184,537.00 kWh	629,640 Kbtu	1.912 Kbtu/ft²	\$24,312.73	\$0.132 /kWh	\$0.074 /ft²
NATURALGAS	10,159.00 CCF	1,052,472 Kbtu	3.195 Kbtu/ft²	\$9,248.35	\$0.910 /CCF	\$0.028 /ft²
SEWER	189.00 CCF			\$1,347.09	\$7.127 /CCF	\$0.004 /ft²
WATER	49.00 CCF			\$2,168.72	\$44.260 /CCF	\$0.007 /ft²
<b>Totals:</b>		<b>1,682,113 Kbtu</b>	<b>5.107 Kbtu/ft²</b>	<b>\$37,076.89</b>		

## Energy

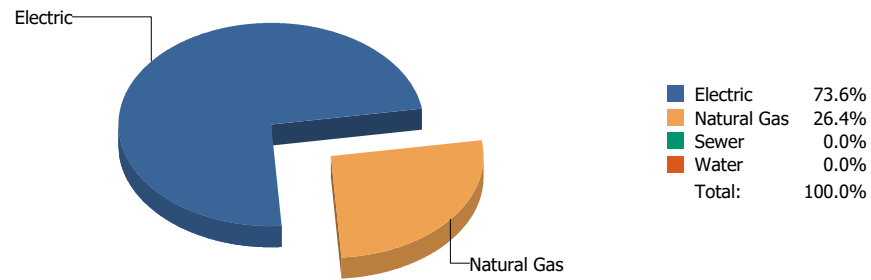


## Cost

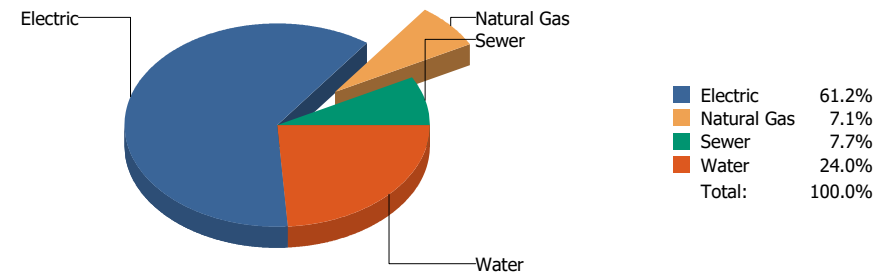


Commodity	Common Use	Energy Use	Energy Use / Area	Total Cost	Cost / Unit	Cost / Area
<b>Place: [FRANKLIN9THGRADECENTER_2] FRANKLIN 9TH GRADE CENTER 053 [BUILDING]</b>						
<b>Area: 193,158 ft²</b>						
<b>Billing Period: Feb 2025</b>						
ELECTRIC	105,950.00 kWh	361,501 Kbtu	1.872 Kbtu/ft²	\$14,361.70	\$0.136 /kWh	\$0.074 /ft²
NATURALGAS	5,693.00 CCF	589,795 Kbtu	3.053 Kbtu/ft²	\$5,151.93	\$0.905 /CCF	\$0.027 /ft²
SEWER	97.00 CCF			\$985.53	\$10.160 /CCF	\$0.005 /ft²
WATER	584.00 CCF			\$3,509.39	\$6.009 /CCF	\$0.018 /ft²
<b>Totals:</b>		<b>951,296 Kbtu</b>	<b>4.925 Kbtu/ft²</b>	<b>\$24,008.55</b>		

## Energy



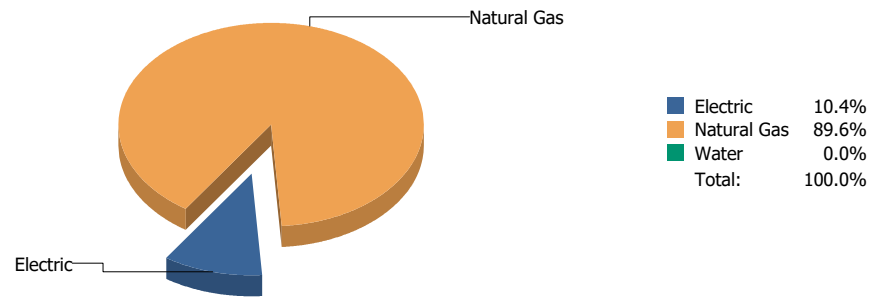
## Cost



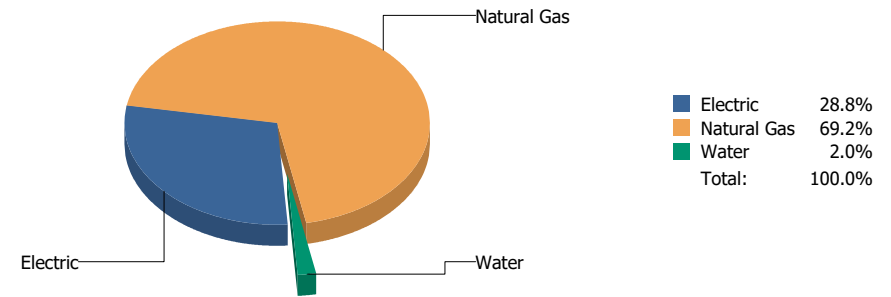
Commodity	Common Use	Energy Use	Energy Use / Area	Total Cost	Cost / Unit	Cost / Area
Place: [GABRIEL_NAVARETTEMIDDLE] GABRIEL NAVARRETE MIDDLE SCHOOL [BUILDING]						
Area: 0 ft²						
Billing Period: Feb 2025						
ELECTRIC	83,162.00 kWh	283,749 Kbtu		\$11,239.38	\$0.135 /kWh	
NATURALGAS	983.00 CCF	101,839 Kbtu		\$1,310.54	\$1.333 /CCF	
SEWER	50.00 CCF			\$1,405.14	\$28.103 /CCF	
WATER	256.00 CCF			\$4,398.37	\$17.181 /CCF	
<b>Totals:</b>		<b>385,588 Kbtu</b>		<b>\$18,353.43</b>		



## Energy

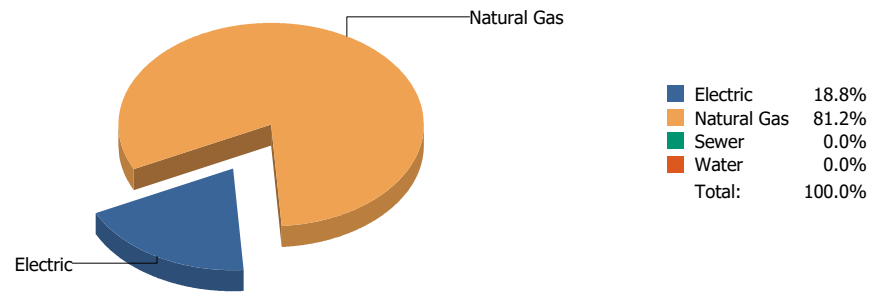


## Cost

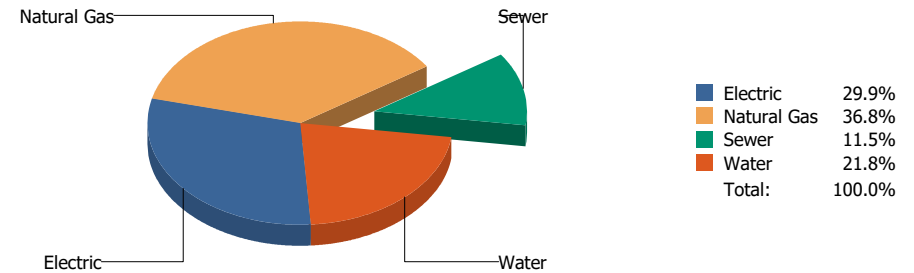


Commodity	Common Use	Energy Use	Energy Use / Area	Total Cost	Cost / Unit	Cost / Area
<b>Place: [GAMBLE] JAMES GAMBLE WAREHOUSE [BUILDING]</b>						
<b>Area: 53,241 ft²</b>						
<b>Billing Period: Feb 2025</b>						
ELECTRIC	18,761.00 kWh	64,013 Kbtu	1.202 Kbtu/ft²	\$2,003.99	\$0.107 /kWh	\$0.038 /ft²
NATURALGAS	5,307.00 CCF	549,805 Kbtu	10.327 Kbtu/ft²	\$4,820.03	\$0.908 /CCF	\$0.091 /ft²
WATER	0.00 CCF			\$141.18	\$0.000 /CCF	\$0.003 /ft²
<b>Totals:</b>		<b>613,818 Kbtu</b>	<b>11.529 Kbtu/ft²</b>	<b>\$6,965.20</b>		

## Energy

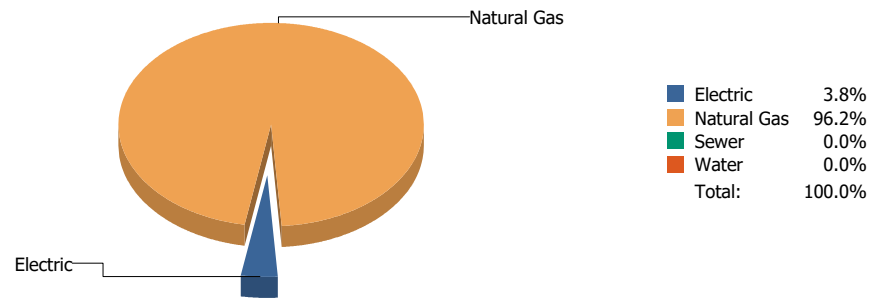


## Cost

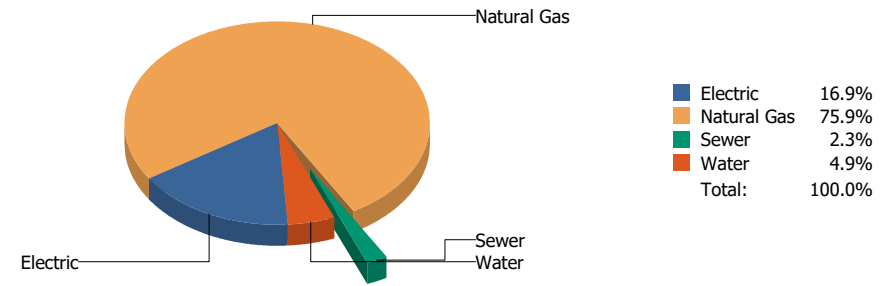


Commodity	Common Use	Energy Use	Energy Use / Area	Total Cost	Cost / Unit	Cost / Area
<b>Place: [GREEN] GREEN ELEMENTARY SCHOOL 162 [BUILDING]</b>						
<b>Area: 88,156 ft²</b>						
<b>Billing Period: Feb 2025</b>						
ELECTRIC	25,253.00 kWh	86,163 Kbtu	0.977 Kbtu/ft²	\$2,919.73	\$0.116 /kWh	\$0.033 /ft²
NATURALGAS	3,590.00 CCF	371,924 Kbtu	4.219 Kbtu/ft²	\$3,594.57	\$1.001 /CCF	\$0.041 /ft²
SEWER	87.00 CCF			\$1,123.75	\$12.917 /CCF	\$0.013 /ft²
WATER	85.00 CCF			\$2,125.86	\$25.010 /CCF	\$0.024 /ft²
<b>Totals:</b>		<b>458,087 Kbtu</b>	<b>5.196 Kbtu/ft²</b>	<b>\$9,763.91</b>		

## Energy

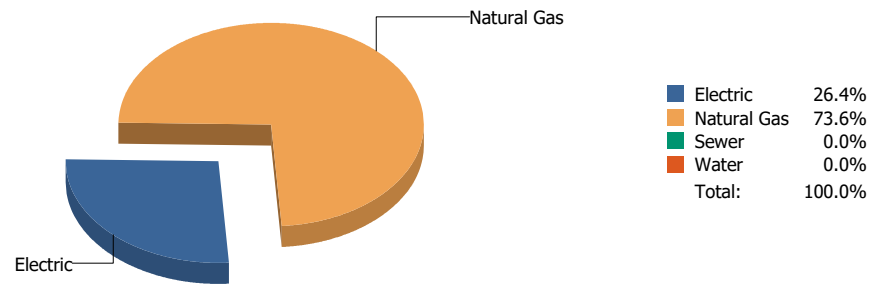


## Cost

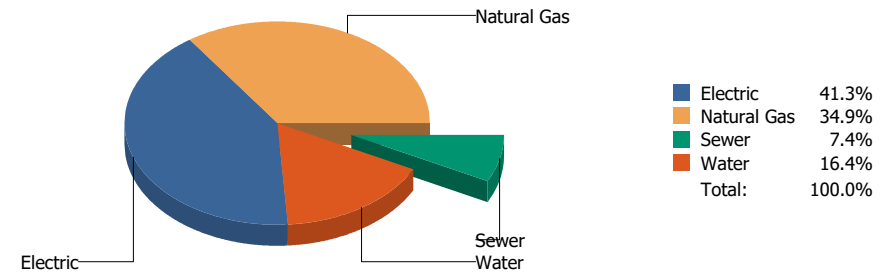


Commodity	Common Use	Energy Use	Energy Use / Area	Total Cost	Cost / Unit	Cost / Area
<b>Place: [GUERRERO] ROSA GUERRERO ELEMENTARY 163 [BUILDING]</b>						
<b>Area: 88,641 ft²</b>						
<b>Billing Period: Feb 2025</b>						
ELECTRIC	33,973.00 kWh	115,916 Kbtu	1.308 Kbtu/ft²	\$5,588.06	\$0.164 /kWh	\$0.063 /ft²
NATURALGAS	28,508.00 CCF	2,953,429 Kbtu	33.319 Kbtu/ft²	\$25,039.72	\$0.878 /CCF	\$0.282 /ft²
SEWER	51.00 CCF			\$770.31	\$15.104 /CCF	\$0.009 /ft²
WATER	133.00 CCF			\$1,609.80	\$12.104 /CCF	\$0.018 /ft²
<b>Totals:</b>		<b>3,069,345 Kbtu</b>	<b>34.627 Kbtu/ft²</b>	<b>\$33,007.89</b>		

## Energy

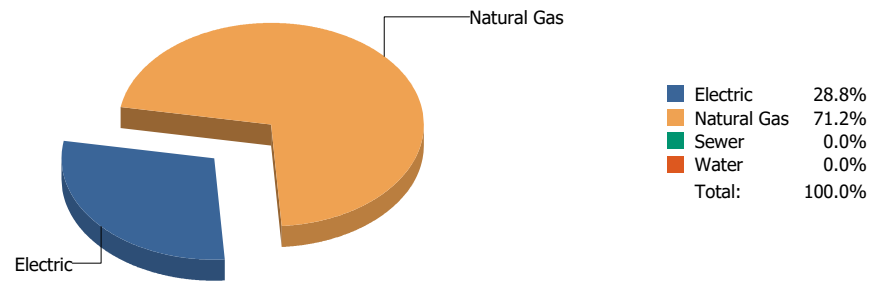


## Cost

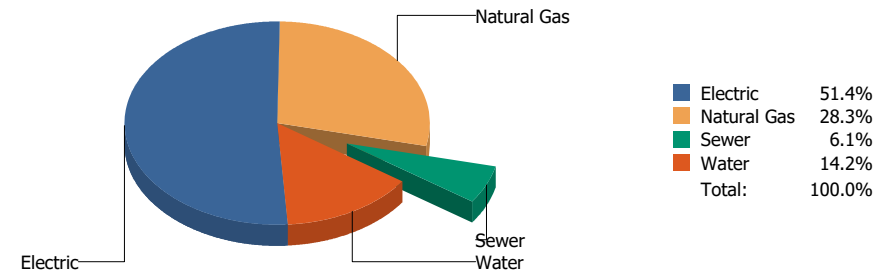


Commodity	Common Use	Energy Use	Energy Use / Area	Total Cost	Cost / Unit	Cost / Area
<b>Place: [GUILLEN] GUILLEN MIDDLE SCHOOL 044 [BUILDING]</b>						
<b>Area: 223,773 ft²</b>						
<b>Billing Period: Feb 2025</b>						
ELECTRIC	50,077.00 kWh	170,863 Kbtu	0.764 Kbtu/ft²	\$5,339.40	\$0.107 /kWh	\$0.024 /ft²
NATURALGAS	4,595.00 CCF	476,042 Kbtu	2.127 Kbtu/ft²	\$4,518.75	\$0.983 /CCF	\$0.020 /ft²
SEWER	98.00 CCF			\$955.02	\$9.745 /CCF	\$0.004 /ft²
WATER	153.00 CCF			\$2,123.85	\$13.881 /CCF	\$0.009 /ft²
<b>Totals:</b>		<b>646,905 Kbtu</b>	<b>2.891 Kbtu/ft²</b>	<b>\$12,937.02</b>		

## Energy

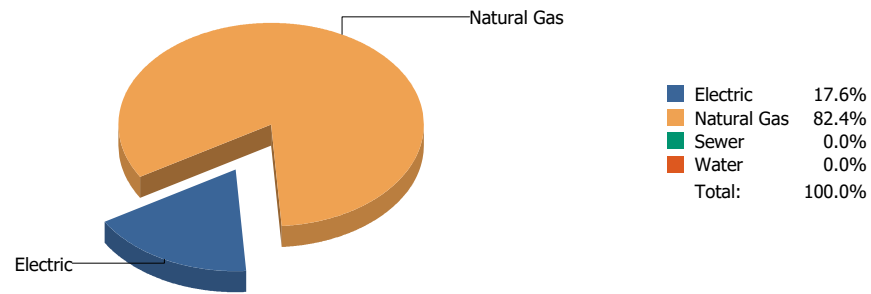


## Cost

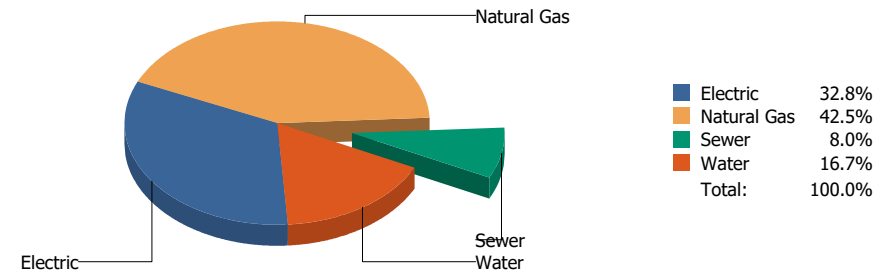


Commodity	Common Use	Energy Use	Energy Use / Area	Total Cost	Cost / Unit	Cost / Area
<b>Place: [HART] HART ELEMENTARY SCHOOL 118 [BUILDING]</b>						
<b>Area: 63,357 ft²</b>						
<b>Billing Period: Feb 2025</b>						
ELECTRIC	40,260.00 kWh	137,367 Kbtu	2.168 Kbtu/ft²	\$5,561.45	\$0.138 /kWh	\$0.088 /ft²
NATURALGAS	3,271.00 CCF	338,876 Kbtu	5.349 Kbtu/ft²	\$3,067.37	\$0.938 /CCF	\$0.048 /ft²
SEWER	67.00 CCF			\$655.67	\$9.786 /CCF	\$0.010 /ft²
WATER	127.00 CCF			\$1,537.32	\$12.105 /CCF	\$0.024 /ft²
<b>Totals:</b>		<b>476,243 Kbtu</b>	<b>7.517 Kbtu/ft²</b>	<b>\$10,821.81</b>		

## Energy



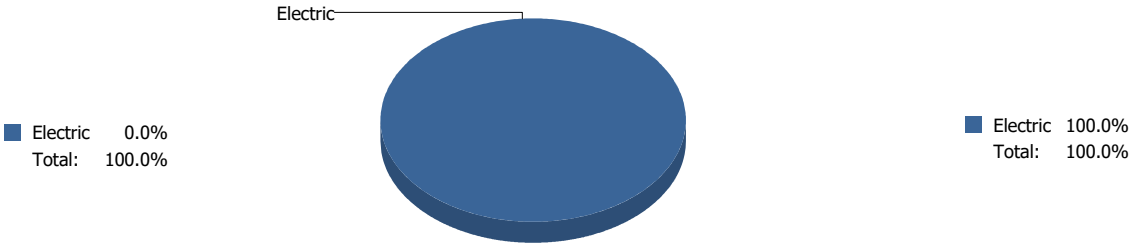
## Cost



Commodity	Common Use	Energy Use	Energy Use / Area	Total Cost	Cost / Unit	Cost / Area
<b>Place: [HAWKINS] HAWKINS ELEMENTARY SCHOOL 119 [BUILDING]</b>						
<b>Area: 57,207 ft²</b>						
<b>Billing Period: Feb 2025</b>						
ELECTRIC	20,718.00 kWh	70,690 Kbtu	1.236 Kbtu/ft²	\$2,317.59	\$0.112 /kWh	\$0.040 /ft²
NATURALGAS	3,193.00 CCF	330,795 Kbtu	5.782 Kbtu/ft²	\$3,000.44	\$0.940 /CCF	\$0.052 /ft²
SEWER	54.00 CCF			\$567.26	\$10.505 /CCF	\$0.010 /ft²
WATER	63.00 CCF			\$1,179.03	\$18.715 /CCF	\$0.020 /ft²
<b>Totals:</b>		<b>401,485 Kbtu</b>	<b>7.018 Kbtu/ft²</b>	<b>\$7,064.32</b>		

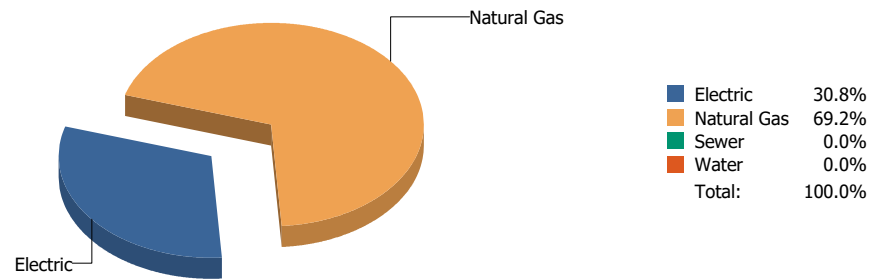
Energy

Cost

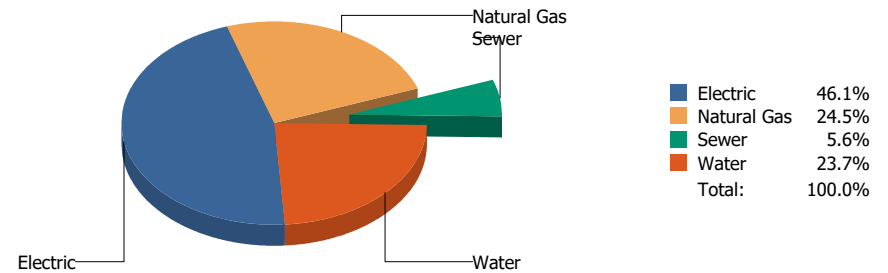


Commodity	Common Use	Energy Use	Energy Use / Area	Total Cost	Cost / Unit	Cost / Area
Place: [HERCULES] HERCULES COTTAGES Lafarelle 141A [BUILDING]						
Area: 10,160 ft²						
Billing Period: Feb 2025						
ELECTRIC	0.00 kWh	0 Kbtu	0.000 Kbtu/ft²	\$37.58	\$0.000 /kWh	\$0.004 /ft²
Totals:		0 Kbtu	0.000 Kbtu/ft²	\$37.58		

## Energy



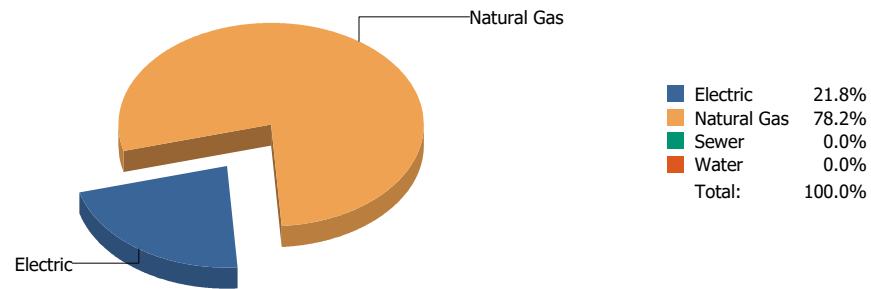
## Cost



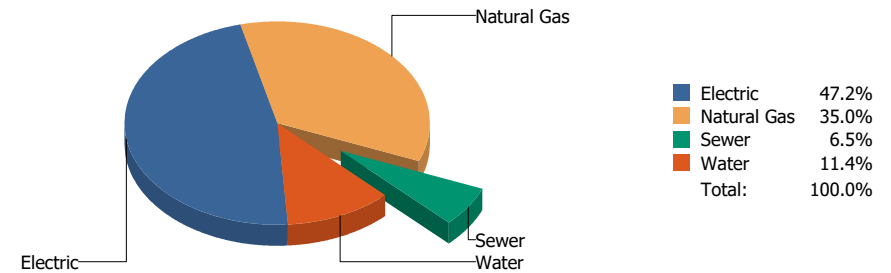
Commodity	Common Use	Energy Use	Energy Use / Area	Total Cost	Cost / Unit	Cost / Area
<b>Place: [HERRERA_1] HERRERA ELEMENTARY SCHOOL 174 [BUILDING]</b>						
<b>Area: 86,275 ft²</b>						
<b>Billing Period: Feb 2025</b>						
ELECTRIC	44,170.00 kWh	150,708 Kbtu	1.747 Kbtu/ft²	\$5,759.50	\$0.130 /kWh	\$0.067 /ft²
NATURALGAS	3,262.00 CCF	337,943 Kbtu	3.917 Kbtu/ft²	\$3,059.72	\$0.938 /CCF	\$0.035 /ft²
SEWER	25.00 CCF			\$702.57	\$28.103 /CCF	\$0.008 /ft²
WATER	197.00 CCF			\$2,959.30	\$15.022 /CCF	\$0.034 /ft²
<b>Totals:</b>		<b>488,651 Kbtu</b>	<b>5.664 Kbtu/ft²</b>	<b>\$12,481.09</b>		



## Energy

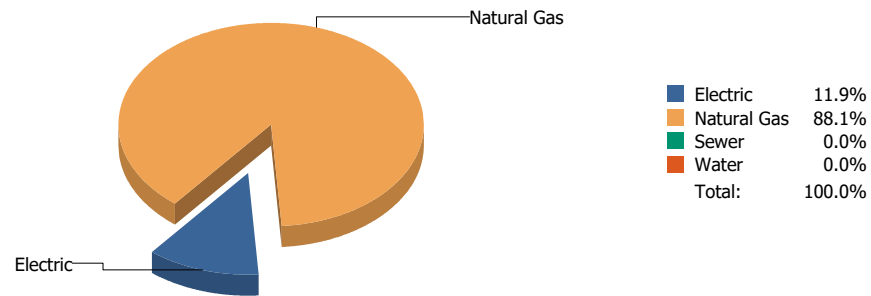


## Cost

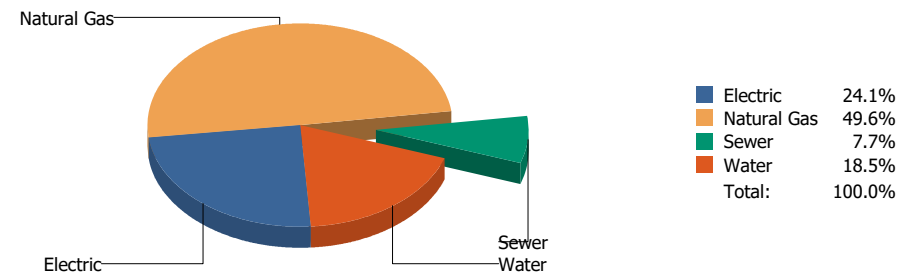


Commodity	Common Use	Energy Use	Energy Use / Area	Total Cost	Cost / Unit	Cost / Area
<b>Place: [HILLSIDE] HILLSIDE ELEMENTARY SCHOOL 121 [BUILDING]</b>						
<b>Area: 80,656 ft²</b>						
<b>Billing Period: Feb 2025</b>						
ELECTRIC	39,153.00 kWh	133,590 Kbtu	1.656 Kbtu/ft²	\$6,394.83	\$0.163 /kWh	\$0.079 /ft²
NATURALGAS	4,624.00 CCF	479,046 Kbtu	5.939 Kbtu/ft²	\$4,736.51	\$1.024 /CCF	\$0.059 /ft²
SEWER	78.00 CCF			\$876.42	\$11.236 /CCF	\$0.011 /ft²
WATER	43.00 CCF			\$1,539.53	\$35.803 /CCF	\$0.019 /ft²
<b>Totals:</b>		<b>612,636 Kbtu</b>	<b>7.596 Kbtu/ft²</b>	<b>\$13,547.29</b>		

## Energy

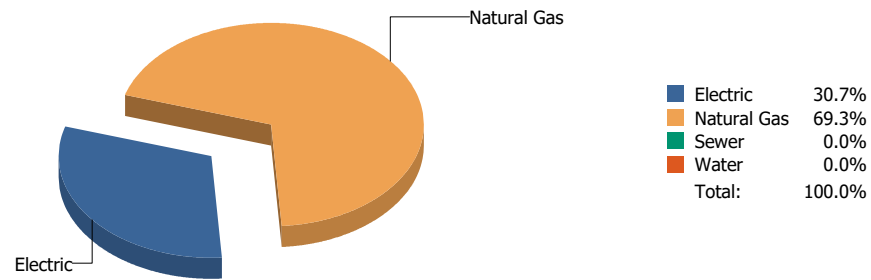


## Cost

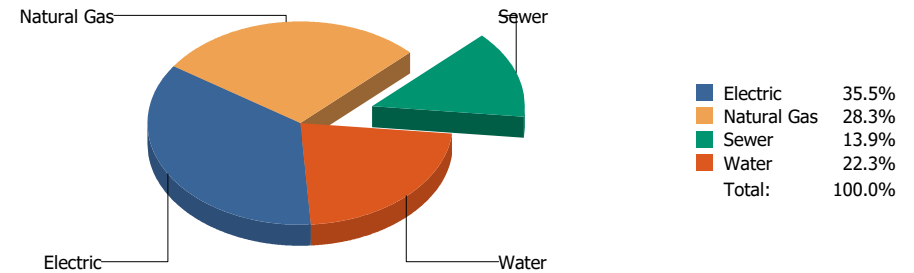


Commodity	Common Use	Energy Use	Energy Use / Area	Total Cost	Cost / Unit	Cost / Area
<b>Place: [HOUSTON] HOUSTON-CCTA 122 [BUILDING]</b>						
<b>Area: 84,178 ft²</b>						
<b>Billing Period: Feb 2025</b>						
ELECTRIC	18,025.00 kWh	61,501 Kbtu	0.731 Kbtu/ft²	\$2,086.91	\$0.116 /kWh	\$0.025 /ft²
NATURALGAS	4,399.00 CCF	455,736 Kbtu	5.414 Kbtu/ft²	\$4,290.62	\$0.975 /CCF	\$0.051 /ft²
SEWER	24.00 CCF			\$664.20	\$27.675 /CCF	\$0.008 /ft²
WATER	67.00 CCF			\$1,600.42	\$23.887 /CCF	\$0.019 /ft²
<b>Totals:</b>		<b>517,238 Kbtu</b>	<b>6.145 Kbtu/ft²</b>	<b>\$8,642.15</b>		

## Energy

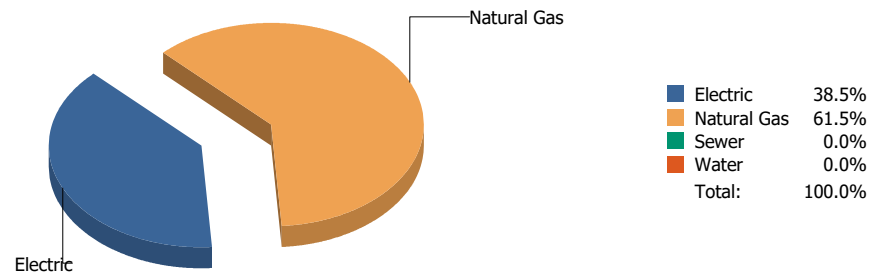


## Cost

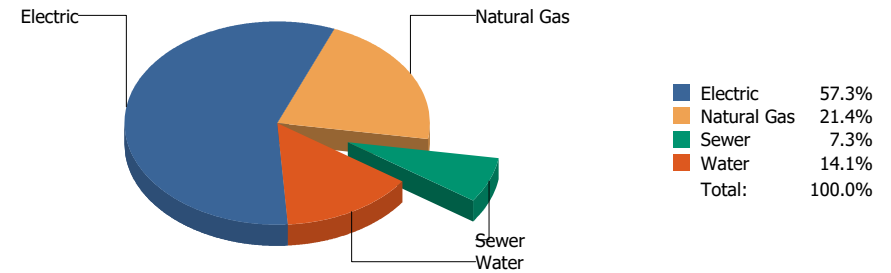


Commodity	Common Use	Energy Use	Energy Use / Area	Total Cost	Cost / Unit	Cost / Area
<b>Place: [IRVIN] IRVIN HIGH SCHOOL 008 [BUILDING]</b>						
<b>Area: 303,804 ft<sup>2</sup></b>						
<b>Billing Period: Feb 2025</b>						
ELECTRIC	132,083.00 kWh	450,667 Kbtu	1.483 Kbtu/ft <sup>2</sup>	\$13,771.31	\$0.104 /kWh	\$0.045 /ft <sup>2</sup>
NATURALGAS	9,801.00 CCF	1,015,384 Kbtu	3.342 Kbtu/ft <sup>2</sup>	\$10,958.37	\$1.118 /CCF	\$0.036 /ft <sup>2</sup>
SEWER	1,274.00 CCF			\$5,399.18	\$4.238 /CCF	\$0.018 /ft <sup>2</sup>
WATER	502.00 CCF			\$8,646.92	\$17.225 /CCF	\$0.028 /ft <sup>2</sup>
<b>Totals:</b>		<b>1,466,051 Kbtu</b>	<b>4.826 Kbtu/ft<sup>2</sup></b>	<b>\$38,775.78</b>		

## Energy

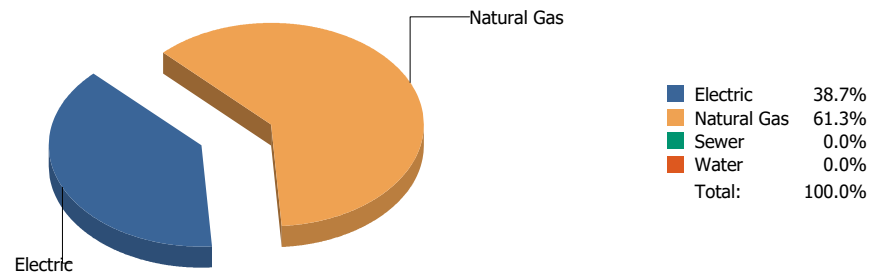


## Cost

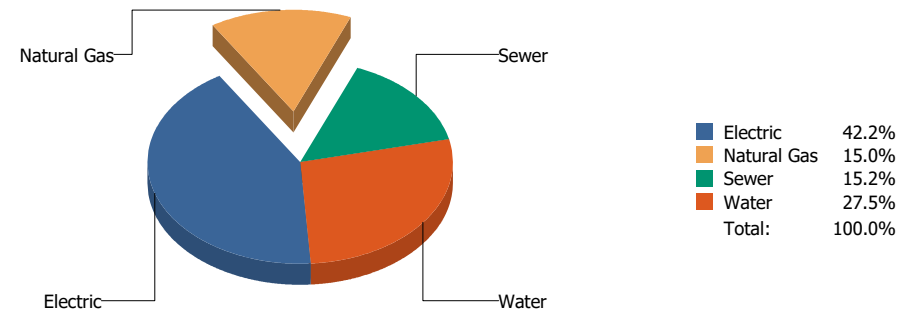


Commodity	Common Use	Energy Use	Energy Use / Area	Total Cost	Cost / Unit	Cost / Area
<b>Place: [JEFFERSN] JEFFERSON HIGH SCHOOL 009 [BUILDING]</b>						
<b>Area: 257,708 ft²</b>						
<b>Billing Period: Feb 2025</b>						
ELECTRIC	122,677.00 kWh	418,574 Kbtu	1.624 Kbtu/ft²	\$18,925.28	\$0.154 /kWh	\$0.073 /ft²
NATURALGAS	6,445.00 CCF	667,702 Kbtu	2.591 Kbtu/ft²	\$7,060.24	\$1.095 /CCF	\$0.027 /ft²
SEWER	367.00 CCF			\$2,396.05	\$6.529 /CCF	\$0.009 /ft²
WATER	323.00 CCF			\$4,640.67	\$14.367 /CCF	\$0.018 /ft²
<b>Totals:</b>		<b>1,086,276 Kbtu</b>	<b>4.215 Kbtu/ft²</b>	<b>\$33,022.24</b>		

## Energy

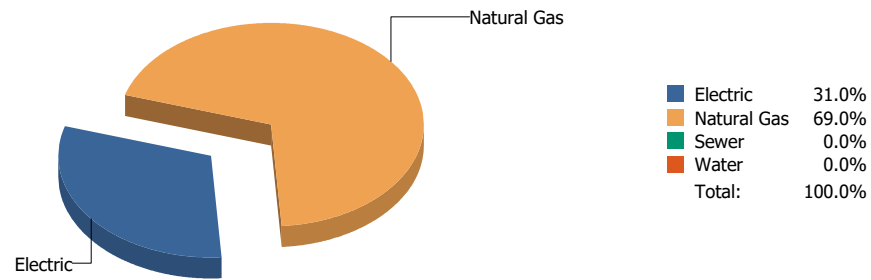


## Cost

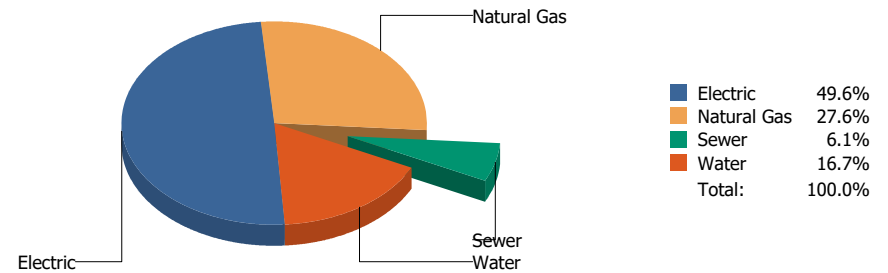


Commodity	Common Use	Energy Use	Energy Use / Area	Total Cost	Cost / Unit	Cost / Area
<b>Place: [JOSEPH_E_TORRES] JOSEPH E. TORRES ELEMENTARY 158 [BUILDING]</b>						
<b>Area: 59,142 ft²</b>						
<b>Billing Period: Feb 2025</b>						
ELECTRIC	45,654.00 kWh	155,771 Kbtu	2.634 Kbtu/ft²	\$6,670.86	\$0.146 /kWh	\$0.113 /ft²
NATURALGAS	2,385.00 CCF	247,086 Kbtu	4.178 Kbtu/ft²	\$2,371.13	\$0.994 /CCF	\$0.040 /ft²
SEWER	305.00 CCF			\$2,407.29	\$7.893 /CCF	\$0.041 /ft²
WATER	139.00 CCF			\$4,348.72	\$31.286 /CCF	\$0.073 /ft²
<b>Totals:</b>		<b>402,857 Kbtu</b>	<b>6.812 Kbtu/ft²</b>	<b>\$15,798.00</b>		

## Energy

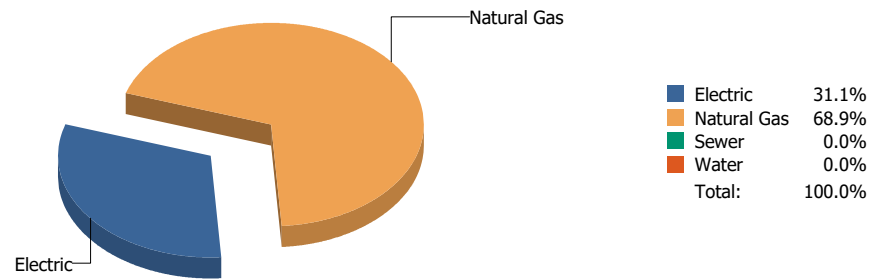


## Cost

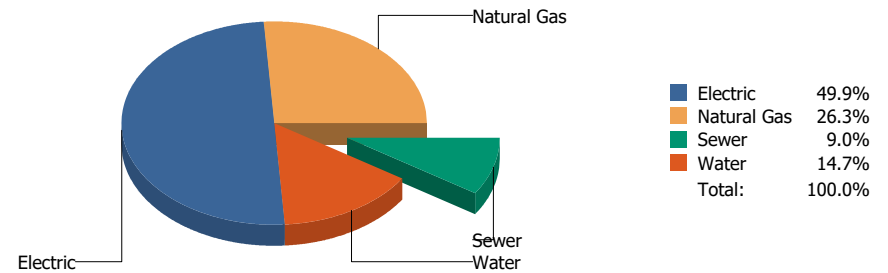


Commodity	Common Use	Energy Use	Energy Use / Area	Total Cost	Cost / Unit	Cost / Area
<b>Place: [JV_TINAJERO_] J.V. TINAJERO PK-8 [BUILDING]</b>						
<b>Area: 312,312 ft²</b>						
<b>Billing Period: Feb 2025</b>						
ELECTRIC	80,629.00 kWh	275,106 Kbtu	0.881 Kbtu/ft²	\$8,701.51	\$0.108 /kWh	\$0.028 /ft²
NATURALGAS	5,918.00 CCF	613,105 Kbtu	1.963 Kbtu/ft²	\$4,833.19	\$0.817 /CCF	\$0.015 /ft²
SEWER	73.00 CCF			\$1,068.73	\$14.640 /CCF	\$0.003 /ft²
WATER	150.00 CCF			\$2,926.25	\$19.508 /CCF	\$0.009 /ft²
<b>Totals:</b>		<b>888,211 Kbtu</b>	<b>2.844 Kbtu/ft²</b>	<b>\$17,529.68</b>		

## Energy

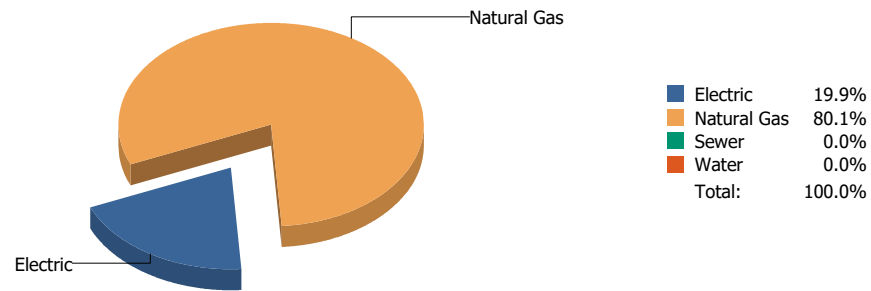


## Cost

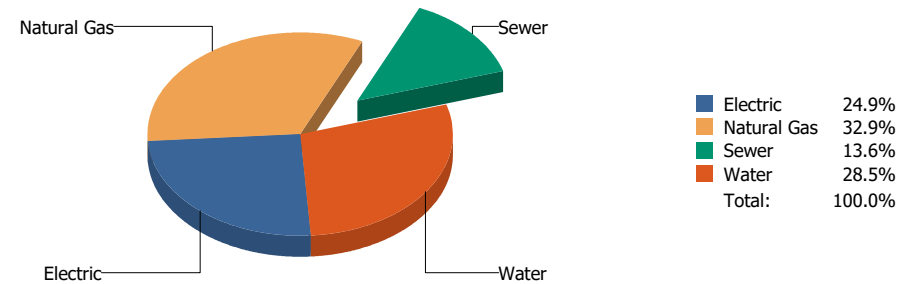


Commodity	Common Use	Energy Use	Energy Use / Area	Total Cost	Cost / Unit	Cost / Area
<b>Place: [KOHLBERG] KOHLBERG ELEMENTARY SCHOOL [BUILDING]</b>						
<b>Area: 99,884 ft²</b>						
<b>Billing Period: Feb 2025</b>						
ELECTRIC	47,200.00 kWh	161,046 Kbtu	1.612 Kbtu/ft²	\$6,577.08	\$0.139 /kWh	\$0.066 /ft²
NATURALGAS	3,442.00 CCF	356,591 Kbtu	3.570 Kbtu/ft²	\$3,466.95	\$1.007 /CCF	\$0.035 /ft²
SEWER	167.00 CCF			\$1,189.75	\$7.124 /CCF	\$0.012 /ft²
WATER	83.00 CCF			\$1,938.95	\$23.361 /CCF	\$0.019 /ft²
<b>Totals:</b>		<b>517,638 Kbtu</b>	<b>5.182 Kbtu/ft²</b>	<b>\$13,172.73</b>		

## Energy



## Cost

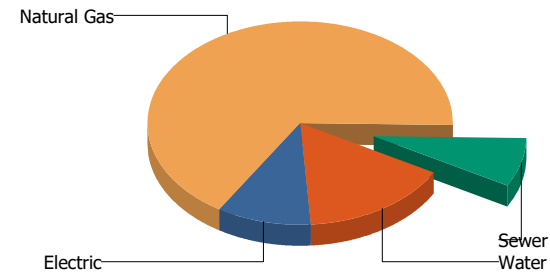
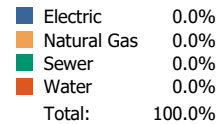


Commodity	Common Use	Energy Use	Energy Use / Area	Total Cost	Cost / Unit	Cost / Area
<b>Place: [LAMAR] LAMAR ELEMENTARY SCHOOL 125 [BUILDING]</b>						
<b>Area: 76,252 ft²</b>						
<b>Billing Period: Feb 2025</b>						
ELECTRIC	20,163.00 kWh	68,796 Kbtu	0.902 Kbtu/ft²	\$2,317.74	\$0.115 /kWh	\$0.030 /ft²
NATURALGAS	2,680.00 CCF	277,648 Kbtu	3.641 Kbtu/ft²	\$3,063.52	\$1.143 /CCF	\$0.040 /ft²
SEWER	78.00 CCF			\$1,268.78	\$16.266 /CCF	\$0.017 /ft²
WATER	177.00 CCF			\$2,651.02	\$14.978 /CCF	\$0.035 /ft²
<b>Totals:</b>		<b>346,444 Kbtu</b>	<b>4.543 Kbtu/ft²</b>	<b>\$9,301.06</b>		



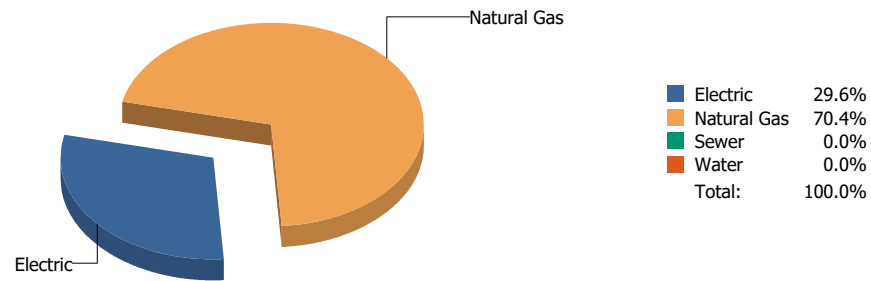
## Energy

## Cost

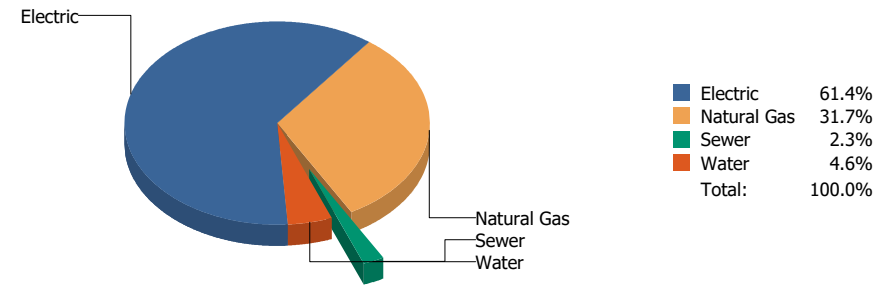


Commodity	Common Use	Energy Use	Energy Use / Area	Total Cost	Cost / Unit	Cost / Area
Place: [LIVE-MAT] LIVE MATERIAL CENTER 929 [BUILDING]						
Area: 2,483 ft <sup>2</sup>						
Billing Period: Feb 2025						
ELECTRIC	0.00 kWh	0 Kbtu	0.000 Kbtu/ft <sup>2</sup>	\$75.16	\$0.000 /kWh	\$0.030 /ft <sup>2</sup>
NATURALGAS	0.00 CCF	0 Kbtu	0.000 Kbtu/ft <sup>2</sup>	\$504.64	\$0.000 /CCF	\$0.203 /ft <sup>2</sup>
SEWER	0.00 CCF			\$57.64	\$0.000 /CCF	\$0.023 /ft <sup>2</sup>
WATER	0.00 CCF			\$120.40	\$0.000 /CCF	\$0.048 /ft <sup>2</sup>
<b>Totals:</b>		<b>0 Kbtu</b>	<b>0.000 Kbtu/ft<sup>2</sup></b>	<b>\$757.84</b>		

## Energy

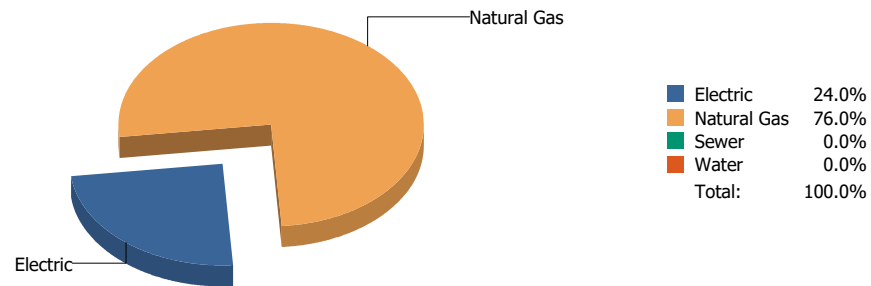


## Cost

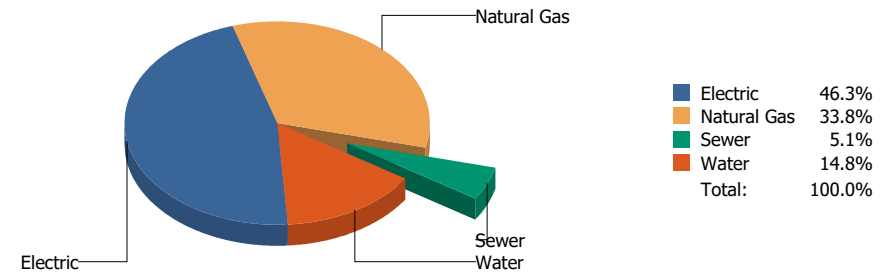


Commodity	Common Use	Energy Use	Energy Use / Area	Total Cost	Cost / Unit	Cost / Area
<b>Place: [LOGAN] LOGAN ELEMENTARY SCHOOL 128 [BUILDING]</b>						
<b>Area: 72,248 ft²</b>						
<b>Billing Period: Feb 2025</b>						
ELECTRIC	40,281.00 kWh	137,439 Kbtu	1.902 Kbtu/ft²	\$5,758.11	\$0.143 /kWh	\$0.080 /ft²
NATURALGAS	3,157.00 CCF	327,065 Kbtu	4.527 Kbtu/ft²	\$2,969.37	\$0.941 /CCF	\$0.041 /ft²
SEWER	9.00 CCF			\$212.89	\$23.654 /CCF	\$0.003 /ft²
WATER	12.00 CCF			\$433.75	\$36.146 /CCF	\$0.006 /ft²
<b>Totals:</b>		<b>464,504 Kbtu</b>	<b>6.429 Kbtu/ft²</b>	<b>\$9,374.12</b>		

## Energy

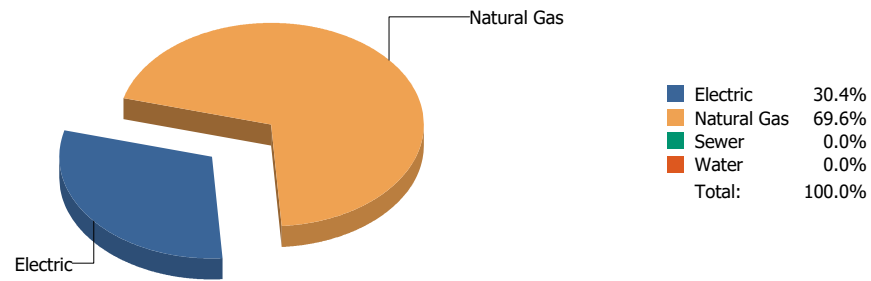


## Cost

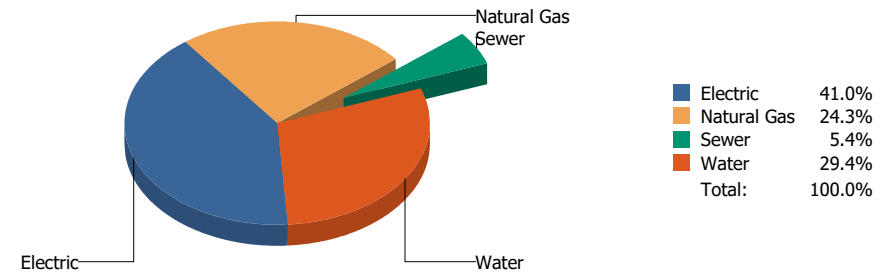


Commodity	Common Use	Energy Use	Energy Use / Area	Total Cost	Cost / Unit	Cost / Area
<b>Place: [LUNDY_2] LUNDY ELEMENTARY SCHOOL 177 [BUILDING]</b>						
<b>Area: 112,731 ft²</b>						
<b>Billing Period: Feb 2025</b>						
ELECTRIC	56,479.00 kWh	192,706 Kbtu	1.709 Kbtu/ft²	\$7,608.93	\$0.135 /kWh	\$0.067 /ft²
NATURALGAS	5,878.00 CCF	608,961 Kbtu	5.402 Kbtu/ft²	\$5,563.48	\$0.946 /CCF	\$0.049 /ft²
SEWER	59.00 CCF			\$836.19	\$14.173 /CCF	\$0.007 /ft²
WATER	176.00 CCF			\$2,438.68	\$13.856 /CCF	\$0.022 /ft²
<b>Totals:</b>		<b>801,667 Kbtu</b>	<b>7.111 Kbtu/ft²</b>	<b>\$16,447.28</b>		

## Energy



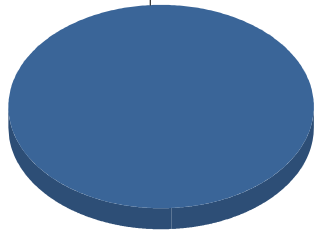
## Cost



Commodity	Common Use	Energy Use	Energy Use / Area	Total Cost	Cost / Unit	Cost / Area
Place: [MACARHTUR_PK-8] MACARTHUR PK-8 129 [BUILDING]						
Area: 143,341 ft²						
Billing Period: Feb 2025						
ELECTRIC	75,350.00 kWh	257,094 Kbtu	1.794 Kbtu/ft²	\$8,687.41	\$0.115 /kWh	\$0.061 /ft²
NATURALGAS	5,691.00 CCF	589,588 Kbtu	4.113 Kbtu/ft²	\$5,150.22	\$0.905 /CCF	\$0.036 /ft²
SEWER	189.00 CCF			\$1,135.13	\$6.006 /CCF	\$0.008 /ft²
WATER	676.00 CCF			\$6,233.99	\$9.222 /CCF	\$0.043 /ft²
<b>Totals:</b>		<b>846,682 Kbtu</b>	<b>5.907 Kbtu/ft²</b>	<b>\$21,206.75</b>		

## Energy

Electric

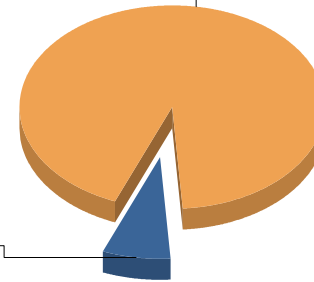


■ Electric 100.0%  
 ■ Water 0.0%  
 Total: 100.0%

## Cost

Water

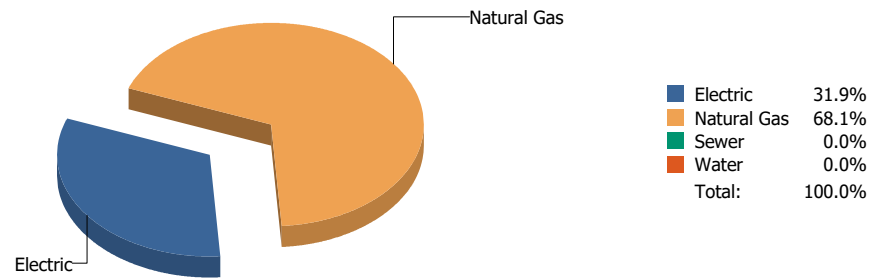
Electric



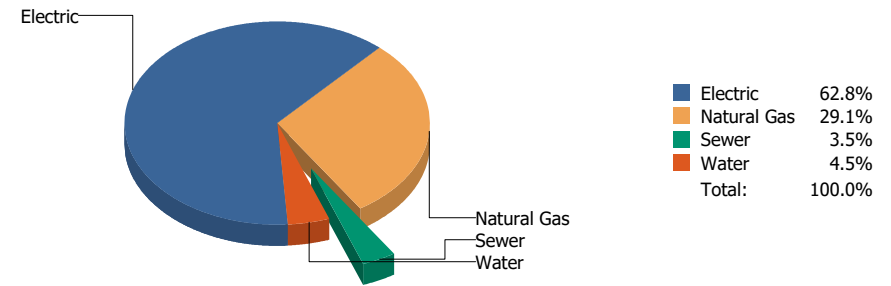
■ Electric 7.3%  
 ■ Water 92.7%  
 Total: 100.0%

Commodity	Common Use	Energy Use	Energy Use / Area	Total Cost	Cost / Unit	Cost / Area
Place: [MAGOFFIN] MAGOFFIN CUSTODIAL 047 [BUILDING]						
Area: 76,378 ft <sup>2</sup>						
Billing Period: Feb 2025						
ELECTRIC	1,363.00 kWh	4,651 Kbtu	0.061 Kbtu/ft <sup>2</sup>	\$180.60	\$0.133 /kWh	\$0.002 /ft <sup>2</sup>
WATER	152.00 CCF			\$2,306.66	\$15.175 /CCF	\$0.030 /ft <sup>2</sup>
<b>Totals:</b>		<b>4,651 Kbtu</b>	<b>0.061 Kbtu/ft<sup>2</sup></b>	<b>\$2,487.26</b>		

## Energy

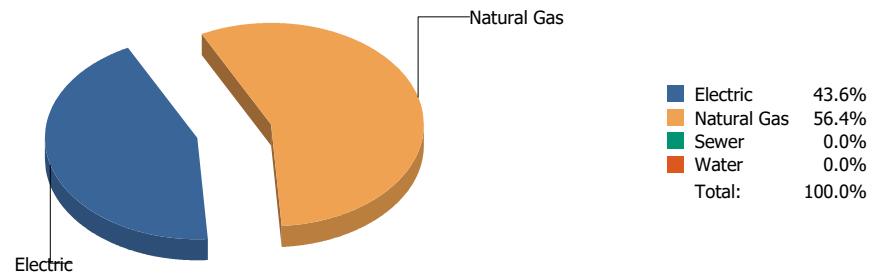


## Cost

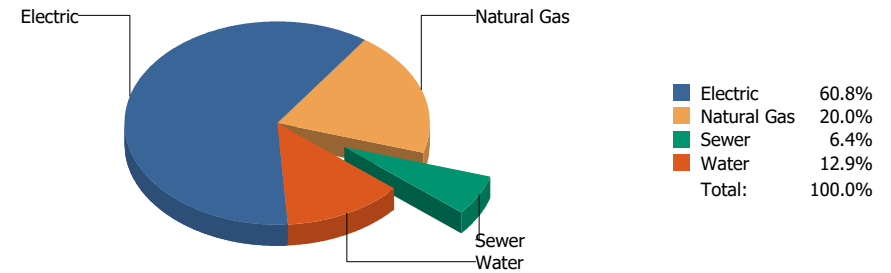


Commodity	Common Use	Energy Use	Energy Use / Area	Total Cost	Cost / Unit	Cost / Area
<b>Place: [MAGOFFINNEWMIDDLESCHOOL] MAGOFFIN MIDDLE SCHOOL [BUILDING]</b>						
<b>Area: 116,136 ft²</b>						
<b>Billing Period: Feb 2025</b>						
ELECTRIC	86,449.00 kWh	294,964 Kbtu	2.540 Kbtu/ft²	\$12,373.22	\$0.143 /kWh	\$0.106 /ft²
NATURALGAS	6,080.00 CCF	629,888 Kbtu	5.424 Kbtu/ft²	\$5,737.67	\$0.944 /CCF	\$0.049 /ft²
SEWER	21.00 CCF			\$686.85	\$32.707 /CCF	\$0.006 /ft²
WATER	0.00 CCF			\$893.26	\$0.000 /CCF	\$0.008 /ft²
<b>Totals:</b>		<b>924,852 Kbtu</b>	<b>7.964 Kbtu/ft²</b>	<b>\$19,691.00</b>		

## Energy

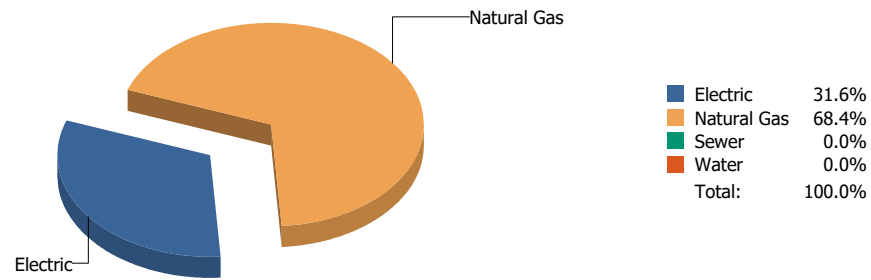


## Cost

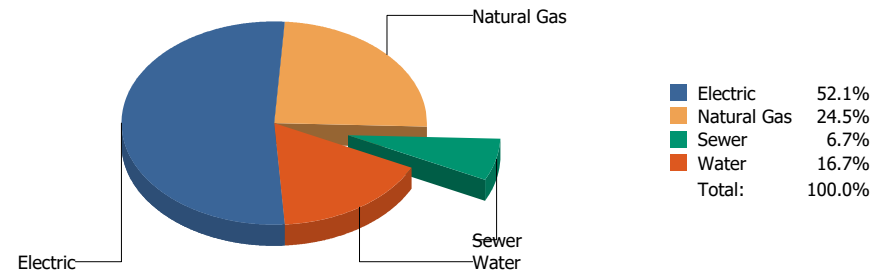


Commodity	Common Use	Energy Use	Energy Use / Area	Total Cost	Cost / Unit	Cost / Area
<b>Place: [MAXINE] MAXINE SILVA HEALTH MAGNET 011 [BUILDING]</b>						
<b>Area: 80,909 ft²</b>						
<b>Billing Period: Feb 2025</b>						
ELECTRIC	51,559.00 kWh	175,919 Kbtu	2.174 Kbtu/ft²	\$6,519.62	\$0.126 /kWh	\$0.081 /ft²
NATURALGAS	2,198.00 CCF	227,713 Kbtu	2.814 Kbtu/ft²	\$2,144.02	\$0.975 /CCF	\$0.026 /ft²
SEWER	74.00 CCF			\$683.18	\$9.232 /CCF	\$0.008 /ft²
WATER	84.00 CCF			\$1,382.02	\$16.453 /CCF	\$0.017 /ft²
<b>Totals:</b>		<b>403,632 Kbtu</b>	<b>4.989 Kbtu/ft²</b>	<b>\$10,728.84</b>		

## Energy



## Cost

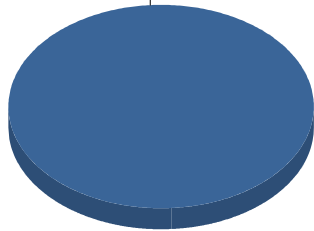


Commodity	Common Use	Energy Use	Energy Use / Area	Total Cost	Cost / Unit	Cost / Area
<b>Place: [MESITA] MESITA ELEMENTARY SCHOOL 130 [BUILDING]</b>						
<b>Area: 100,583 ft²</b>						
<b>Billing Period: Feb 2025</b>						
ELECTRIC	45,665.00 kWh	155,809 Kbtu	1.549 Kbtu/ft²	\$7,055.66	\$0.155 /kWh	\$0.070 /ft²
NATURALGAS	3,260.00 CCF	337,736 Kbtu	3.358 Kbtu/ft²	\$3,310.32	\$1.015 /CCF	\$0.033 /ft²
SEWER	76.00 CCF			\$903.00	\$11.882 /CCF	\$0.009 /ft²
WATER	98.00 CCF			\$2,260.85	\$23.070 /CCF	\$0.022 /ft²
<b>Totals:</b>		<b>493,545 Kbtu</b>	<b>4.907 Kbtu/ft²</b>	<b>\$13,529.83</b>		



## Energy

Electric



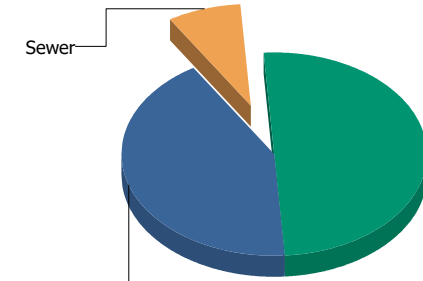
■ Electric 100.0%  
 ■ Sewer 0.0%  
 ■ Water 0.0%  
 Total: 100.0%

## Cost

Sewer

Electric

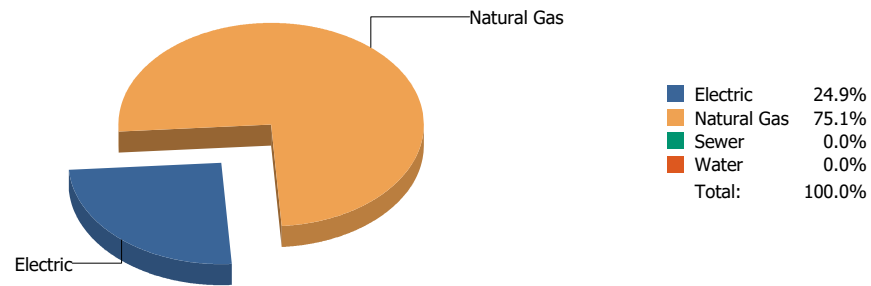
Water



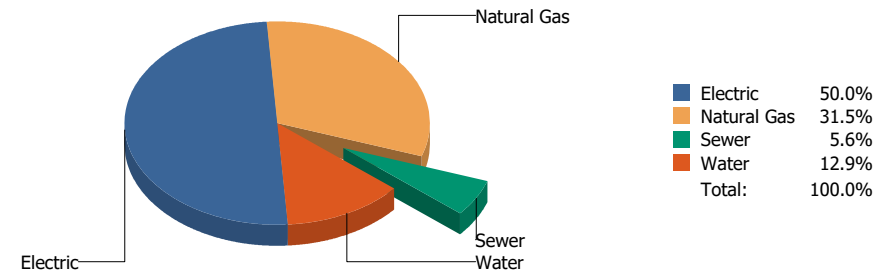
■ Electric 42.3%  
 ■ Sewer 7.7%  
 ■ Water 50.0%  
 Total: 100.0%

Commodity	Common Use	Energy Use	Energy Use / Area	Total Cost	Cost / Unit	Cost / Area
<b>Place: [MILAM] MILAM ELEMENTARY SCHOOL 131 [BUILDING]</b>						
<b>Area: 63,641 ft<sup>2</sup></b>						
<b>Billing Period: Feb 2025</b>						
ELECTRIC	16,565.00 kWh	56,520 Kbtu	0.888 Kbtu/ft <sup>2</sup>	\$2,283.03	\$0.138 /kWh	\$0.036 /ft <sup>2</sup>
SEWER	55.00 CCF			\$412.57	\$7.501 /CCF	\$0.006 /ft <sup>2</sup>
WATER	173.00 CCF			\$2,695.35	\$15.580 /CCF	\$0.042 /ft <sup>2</sup>
<b>Totals:</b>		<b>56,520 Kbtu</b>	<b>0.888 Kbtu/ft<sup>2</sup></b>	<b>\$5,390.95</b>		

## Energy

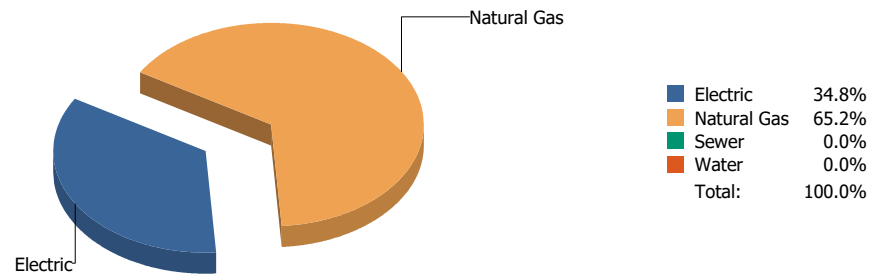


## Cost

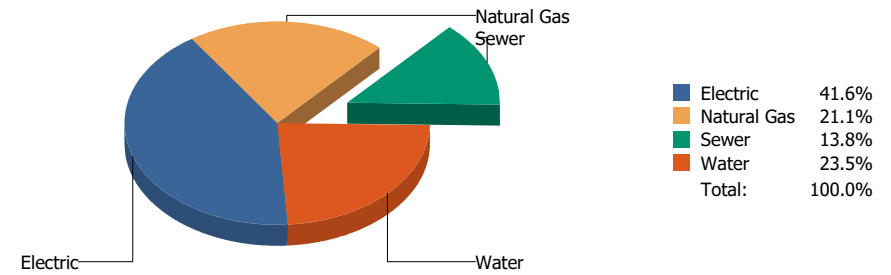


Commodity	Common Use	Energy Use	Energy Use / Area	Total Cost	Cost / Unit	Cost / Area
Place: [MOYE_2] MOYE ELEMENTARY SCHOOL [BUILDING]						
Area: 93,197 ft²						
Billing Period: Feb 2025						
ELECTRIC	47,168.00 kWh	160,937 Kbtu	1.727 Kbtu/ft²	\$6,816.20	\$0.145 /kWh	\$0.073 /ft²
NATURALGAS	4,694.00 CCF	486,298 Kbtu	5.218 Kbtu/ft²	\$4,292.19	\$0.914 /CCF	\$0.046 /ft²
SEWER	41.00 CCF			\$765.45	\$18.670 /CCF	\$0.008 /ft²
WATER	62.00 CCF			\$1,754.06	\$28.291 /CCF	\$0.019 /ft²
<b>Totals:</b>		<b>647,236 Kbtu</b>	<b>6.945 Kbtu/ft²</b>	<b>\$13,627.90</b>		

## Energy

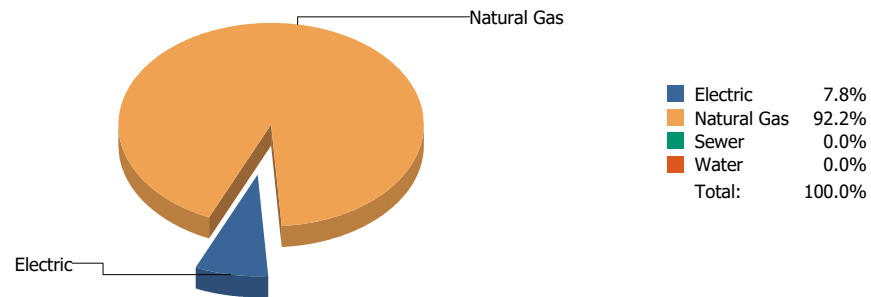


## Cost

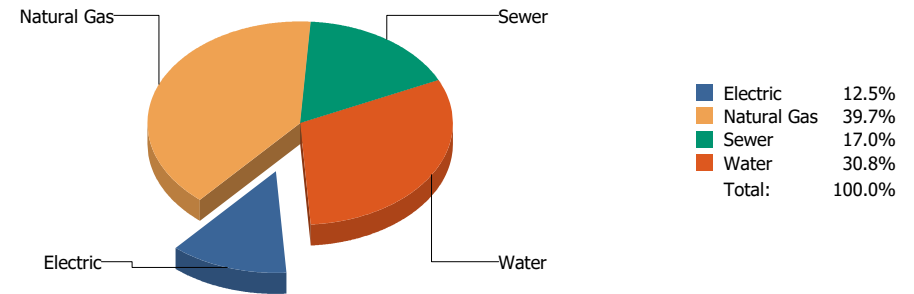


Commodity	Common Use	Energy Use	Energy Use / Area	Total Cost	Cost / Unit	Cost / Area
<b>Place: [MURPHREE-PK-8] CHARLES Q. MURPHREE PK-8 [BUILDING]</b>						
<b>Area: 87,993 ft²</b>						
<b>Billing Period: Feb 2025</b>						
ELECTRIC	74,731.00 kWh	254,982 Kbtu	2.898 Kbtu/ft²	\$9,300.71	\$0.124 /kWh	\$0.106 /ft²
NATURALGAS	4,610.00 CCF	477,596 Kbtu	5.428 Kbtu/ft²	\$4,724.26	\$1.025 /CCF	\$0.054 /ft²
SEWER	381.00 CCF			\$3,098.33	\$8.132 /CCF	\$0.035 /ft²
WATER	147.00 CCF			\$5,254.94	\$35.748 /CCF	\$0.059 /ft²
<b>Totals:</b>		<b>732,578 Kbtu</b>	<b>8.325 Kbtu/ft²</b>	<b>\$22,378.24</b>		

## Energy

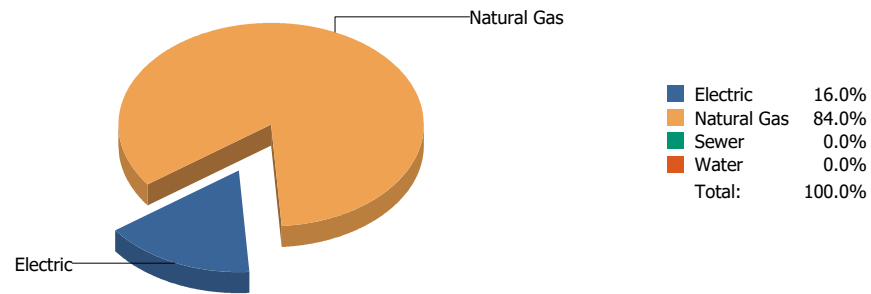


## Cost

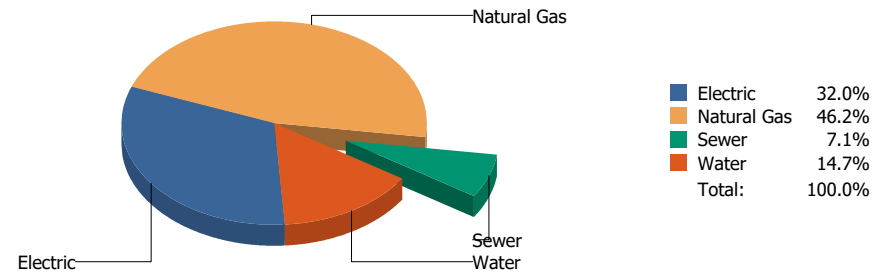


Commodity	Common Use	Energy Use	Energy Use / Area	Total Cost	Cost / Unit	Cost / Area
Place: [NETTRANSPORTATION] N.E. TRANSPORTATION 826 [BUILDING]						
Area: 5,995 ft²						
Billing Period: Feb 2025						
ELECTRIC	4,874.00 kWh	16,630 Kbtu	2.774 Kbtu/ft²	\$591.03	\$0.121 /kWh	\$0.099 /ft²
NATURALGAS	1,887.00 CCF	195,493 Kbtu	32.609 Kbtu/ft²	\$1,876.36	\$0.994 /CCF	\$0.313 /ft²
SEWER	50.00 CCF			\$800.82	\$16.016 /CCF	\$0.134 /ft²
WATER	41.00 CCF			\$1,455.75	\$35.506 /CCF	\$0.243 /ft²
<b>Totals:</b>		<b>212,123 Kbtu</b>	<b>35.383 Kbtu/ft²</b>	<b>\$4,723.96</b>		

## Energy

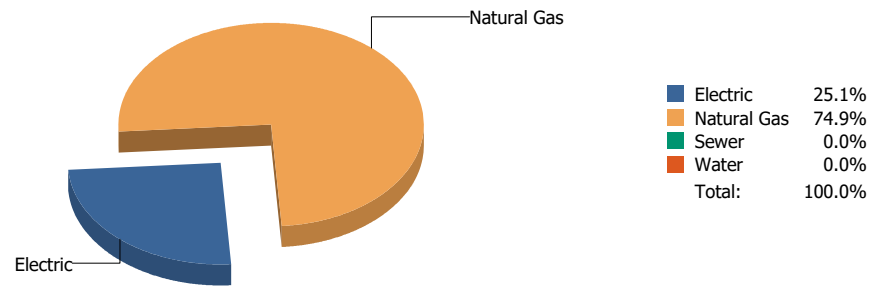


## Cost

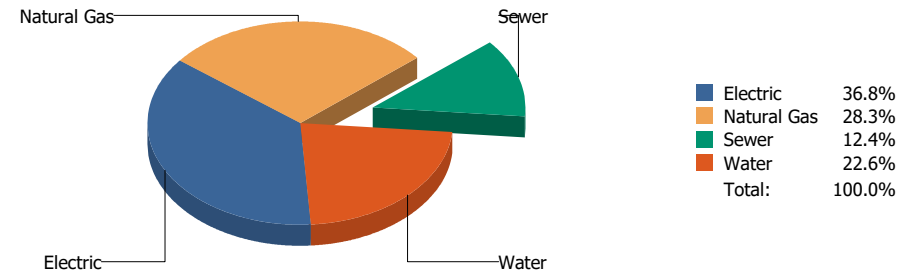


Commodity	Common Use	Energy Use	Energy Use / Area	Total Cost	Cost / Unit	Cost / Area
<b>Place: [NEWMAN] NEWMAN ELEMENTARY SCHOOL 133 [BUILDING]</b>						
<b>Area: 73,291 ft²</b>						
<b>Billing Period: Feb 2025</b>						
ELECTRIC	20,460.00 kWh	69,810 Kbtu	0.952 Kbtu/ft²	\$2,622.03	\$0.128 /kWh	\$0.036 /ft²
NATURALGAS	3,529.00 CCF	365,604 Kbtu	4.988 Kbtu/ft²	\$3,794.19	\$1.075 /CCF	\$0.052 /ft²
SEWER	67.00 CCF			\$581.91	\$8.685 /CCF	\$0.008 /ft²
WATER	67.00 CCF			\$1,206.81	\$18.012 /CCF	\$0.016 /ft²
<b>Totals:</b>		<b>435,414 Kbtu</b>	<b>5.941 Kbtu/ft²</b>	<b>\$8,204.94</b>		

## Energy

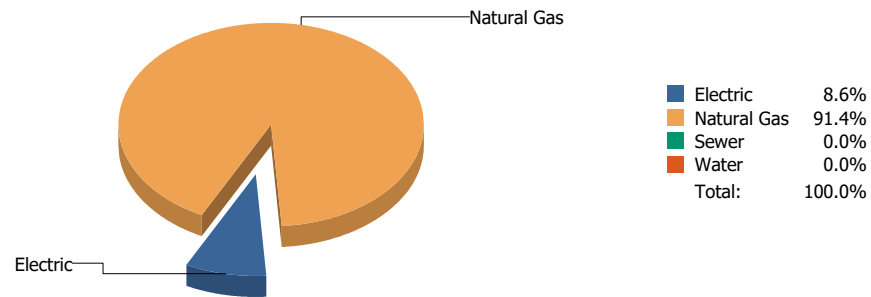


## Cost

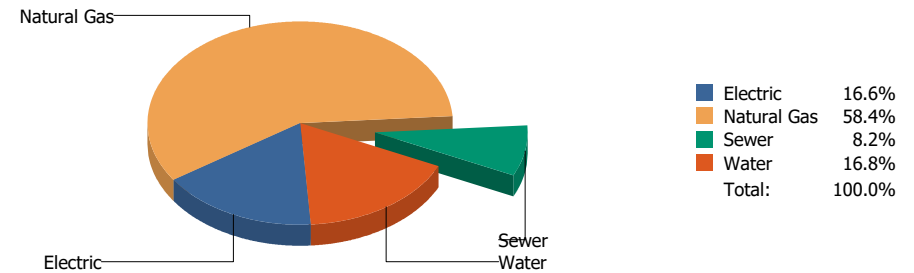


Commodity	Common Use	Energy Use	Energy Use / Area	Total Cost	Cost / Unit	Cost / Area
<b>Place: [NIXON] L.A. NIXON ELEMENTARY SCHOOL 161 [BUILDING]</b>						
<b>Area: 76,873 ft²</b>						
<b>Billing Period: Feb 2025</b>						
ELECTRIC	34,886.00 kWh	119,031 Kbtu	1.548 Kbtu/ft²	\$4,492.25	\$0.129 /kWh	\$0.058 /ft²
NATURALGAS	3,427.00 CCF	355,037 Kbtu	4.618 Kbtu/ft²	\$3,454.11	\$1.008 /CCF	\$0.045 /ft²
SEWER	203.00 CCF			\$1,508.75	\$7.432 /CCF	\$0.020 /ft²
WATER	188.00 CCF			\$2,761.04	\$14.686 /CCF	\$0.036 /ft²
<b>Totals:</b>		<b>474,068 Kbtu</b>	<b>6.167 Kbtu/ft²</b>	<b>\$12,216.15</b>		

## Energy

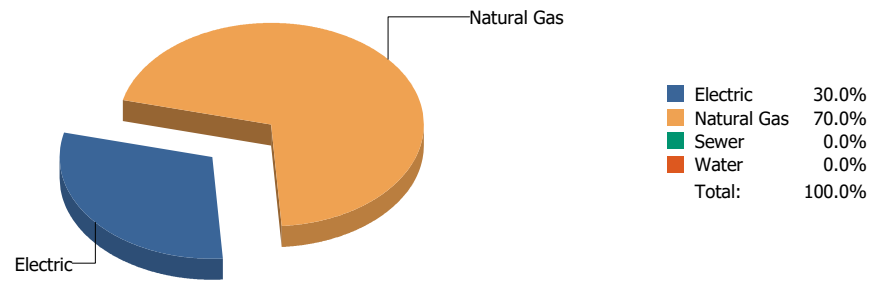


## Cost

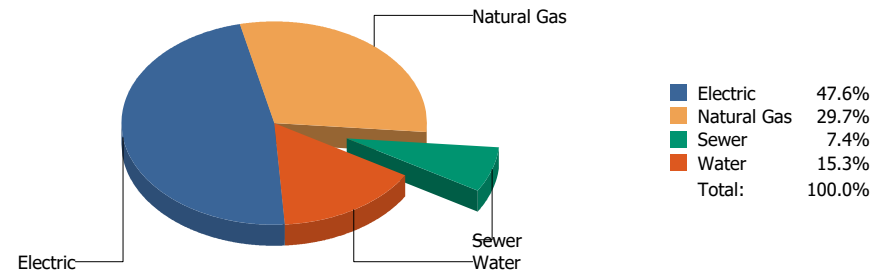


Commodity	Common Use	Energy Use	Energy Use / Area	Total Cost	Cost / Unit	Cost / Area
<b>Place: [OCC-CTR] OCCUPATIONAL CTR. [BUILDING]</b>						
<b>Area: 11,845 ft²</b>						
<b>Billing Period: Feb 2025</b>						
ELECTRIC	2,584.00 kWh	8,817 Kbtu	0.744 Kbtu/ft²	\$293.16	\$0.113 /kWh	\$0.025 /ft²
NATURALGAS	906.00 CCF	93,862 Kbtu	7.924 Kbtu/ft²	\$1,032.10	\$1.139 /CCF	\$0.087 /ft²
SEWER	1.00 CCF			\$145.01	\$145.010 /CCF	\$0.012 /ft²
WATER	11.00 CCF			\$297.53	\$27.048 /CCF	\$0.025 /ft²
<b>Totals:</b>		<b>102,678 Kbtu</b>	<b>8.668 Kbtu/ft²</b>	<b>\$1,767.80</b>		

## Energy



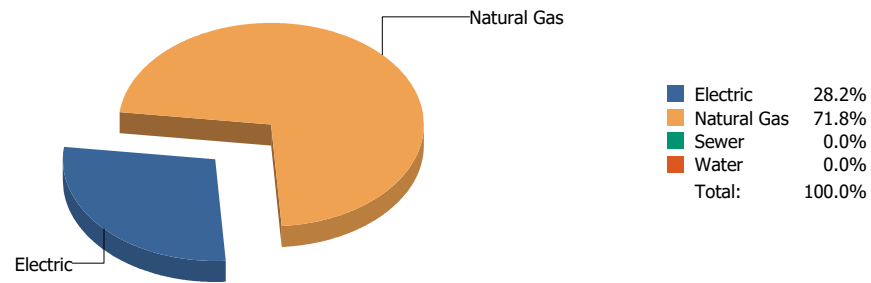
## Cost



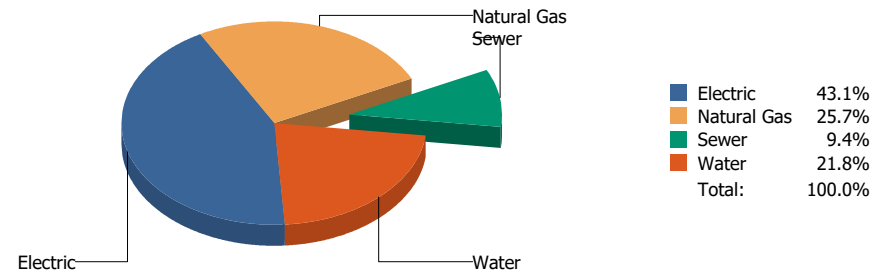
Commodity	Common Use	Energy Use	Energy Use / Area	Total Cost	Cost / Unit	Cost / Area
<b>Place: [PARK] PARK ELEMENTARY SCHOOL 134 [BUILDING]</b> <b>Area: 63,609 ft²</b> <b>Billing Period: Feb 2025</b>						
ELECTRIC	40,479.00 kWh	138,114 Kbtu	2.171 Kbtu/ft²	\$5,087.81	\$0.126 /kWh	\$0.080 /ft²
NATURALGAS	3,105.00 CCF	321,678 Kbtu	5.057 Kbtu/ft²	\$3,177.03	\$1.023 /CCF	\$0.050 /ft²
SEWER	74.00 CCF			\$786.94	\$10.634 /CCF	\$0.012 /ft²
WATER	110.00 CCF			\$1,629.63	\$14.815 /CCF	\$0.026 /ft²
<b>Totals:</b>		<b>459,792 Kbtu</b>	<b>7.228 Kbtu/ft²</b>	<b>\$10,681.41</b>		



## Energy

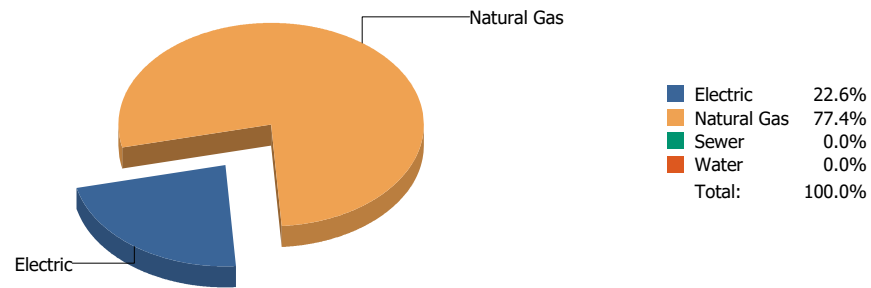


## Cost

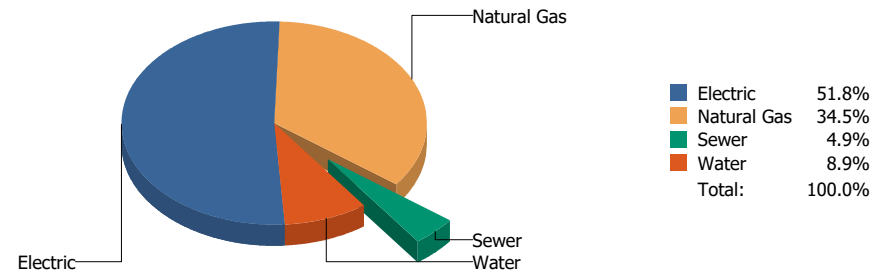


Commodity	Common Use	Energy Use	Energy Use / Area	Total Cost	Cost / Unit	Cost / Area
Place: [PAUL-MORENO_1] PAUL MORENO ELEMENTARY SCHOOL 167 [BUILDING]						
Area: 87,824 ft²						
Billing Period: Feb 2025						
ELECTRIC	27,636.00 kWh	94,294 Kbtu	1.074 Kbtu/ft²	\$4,190.35	\$0.152 /kWh	\$0.048 /ft²
NATURALGAS	2,318.00 CCF	240,145 Kbtu	2.734 Kbtu/ft²	\$2,499.62	\$1.078 /CCF	\$0.028 /ft²
SEWER	97.00 CCF			\$914.65	\$9.429 /CCF	\$0.010 /ft²
WATER	127.00 CCF			\$2,125.52	\$16.736 /CCF	\$0.024 /ft²
<b>Totals:</b>		<b>334,439 Kbtu</b>	<b>3.808 Kbtu/ft²</b>	<b>\$9,730.14</b>		

## Energy

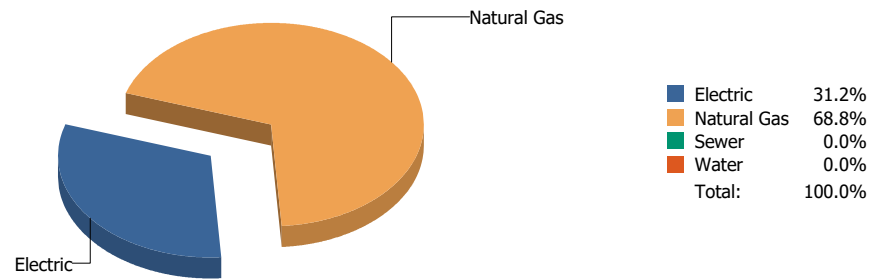


## Cost

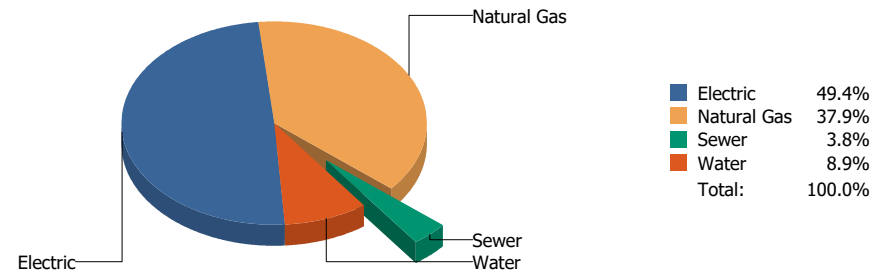


Commodity	Common Use	Energy Use	Energy Use / Area	Total Cost	Cost / Unit	Cost / Area
<b>Place: [POLK] POLK ELEMENTARY SCHOOL 159 [BUILDING]</b>						
<b>Area: 67,321 ft²</b>						
<b>Billing Period: Feb 2025</b>						
ELECTRIC	42,082.00 kWh	143,584 Kbtu	2.133 Kbtu/ft²	\$6,899.71	\$0.164 /kWh	\$0.102 /ft²
NATURALGAS	4,749.00 CCF	491,996 Kbtu	7.308 Kbtu/ft²	\$4,591.85	\$0.967 /CCF	\$0.068 /ft²
SEWER	66.00 CCF			\$651.74	\$9.875 /CCF	\$0.010 /ft²
WATER	58.00 CCF			\$1,180.12	\$20.347 /CCF	\$0.018 /ft²
<b>Totals:</b>		<b>635,580 Kbtu</b>	<b>9.441 Kbtu/ft²</b>	<b>\$13,323.42</b>		

## Energy

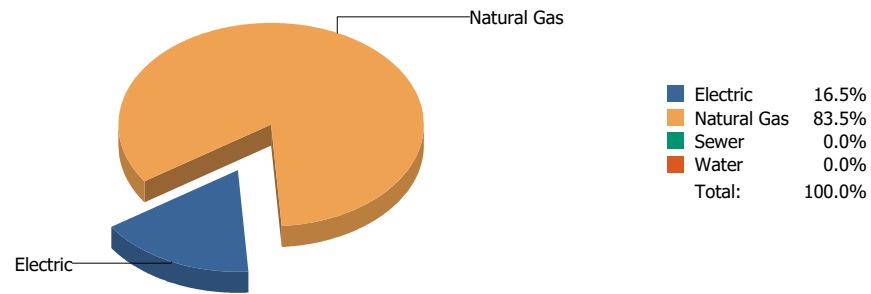


## Cost

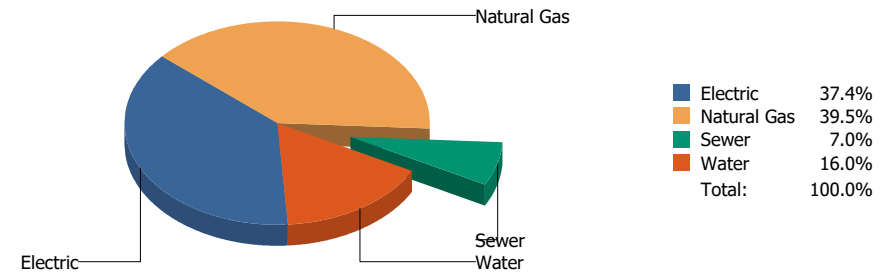


Commodity	Common Use	Energy Use	Energy Use / Area	Total Cost	Cost / Unit	Cost / Area
<b>Place: [POWELL_2] POWELL ELEMENTARY SCHOOL 175 [BUILDING]</b>						
<b>Area: 79,770 ft²</b>						
<b>Billing Period: Feb 2025</b>						
ELECTRIC	45,136.00 kWh	154,004 Kbtu	1.931 Kbtu/ft²	\$6,026.58	\$0.134 /kWh	\$0.076 /ft²
NATURALGAS	3,285.00 CCF	340,326 Kbtu	4.266 Kbtu/ft²	\$4,620.63	\$1.407 /CCF	\$0.058 /ft²
SEWER	63.00 CCF			\$466.86	\$7.410 /CCF	\$0.006 /ft²
WATER	69.00 CCF			\$1,082.42	\$15.687 /CCF	\$0.014 /ft²
<b>Totals:</b>		<b>494,330 Kbtu</b>	<b>6.197 Kbtu/ft²</b>	<b>\$12,196.49</b>		

## Energy

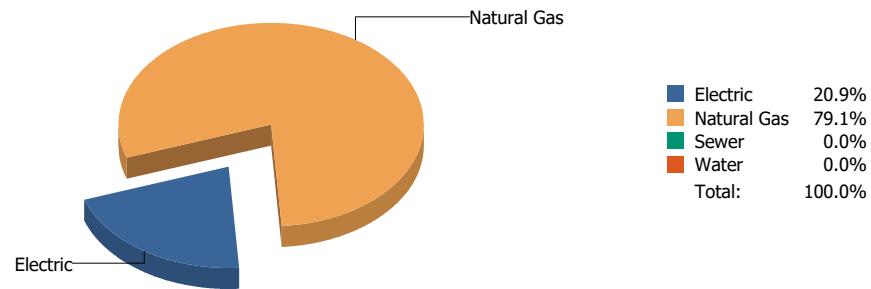


## Cost

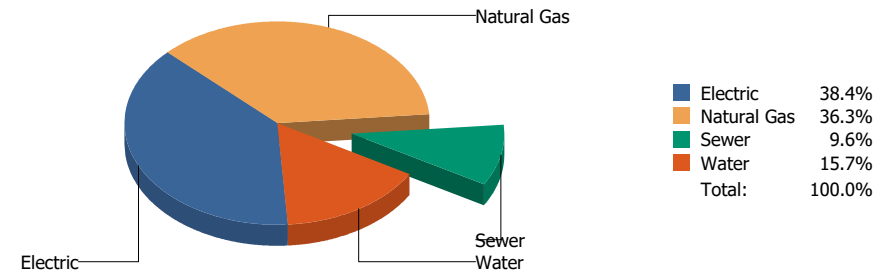


Commodity	Common Use	Energy Use	Energy Use / Area	Total Cost	Cost / Unit	Cost / Area
<b>Place: [PROFESSIONAL-DEV] PROF DEVELOPMENT CENTER931 [BUILDING]</b>						
<b>Area: 18,400 ft²</b>						
<b>Billing Period: Feb 2025</b>						
ELECTRIC	8,139.00 kWh	27,770 Kbtu	1.509 Kbtu/ft²	\$1,341.52	\$0.165 /kWh	\$0.073 /ft²
NATURALGAS	1,352.00 CCF	140,067 Kbtu	7.612 Kbtu/ft²	\$1,415.92	\$1.047 /CCF	\$0.077 /ft²
SEWER	28.00 CCF			\$251.12	\$8.969 /CCF	\$0.014 /ft²
WATER	34.00 CCF			\$573.73	\$16.874 /CCF	\$0.031 /ft²
<b>Totals:</b>		<b>167,837 Kbtu</b>	<b>9.122 Kbtu/ft²</b>	<b>\$3,582.29</b>		

## Energy

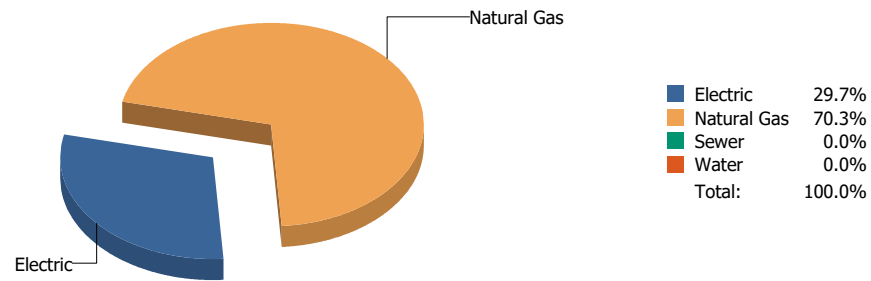


## Cost

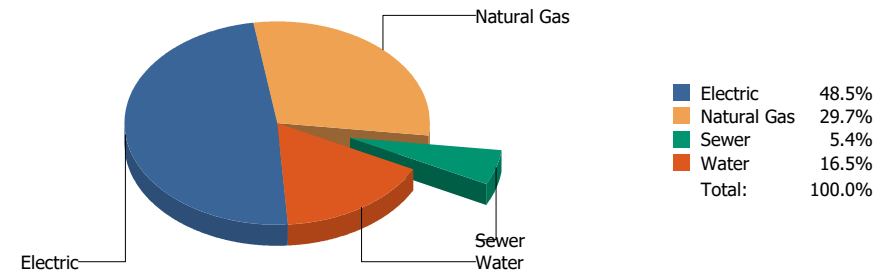


Commodity	Common Use	Energy Use	Energy Use / Area	Total Cost	Cost / Unit	Cost / Area
<b>Place: [PUTNAM] PUTNAM ELEMENTARY SCHOOL 135 [BUILDING]</b>						
<b>Area: 61,978 ft²</b>						
<b>Billing Period: Feb 2025</b>						
ELECTRIC	25,337.00 kWh	86,450 Kbtu	1.395 Kbtu/ft²	\$3,408.30	\$0.135 /kWh	\$0.055 /ft²
NATURALGAS	3,157.00 CCF	327,065 Kbtu	5.277 Kbtu/ft²	\$3,221.56	\$1.020 /CCF	\$0.052 /ft²
SEWER	118.00 CCF			\$848.63	\$7.192 /CCF	\$0.014 /ft²
WATER	59.00 CCF			\$1,391.82	\$23.590 /CCF	\$0.022 /ft²
<b>Totals:</b>		<b>413,515 Kbtu</b>	<b>6.672 Kbtu/ft²</b>	<b>\$8,870.31</b>		

## Energy

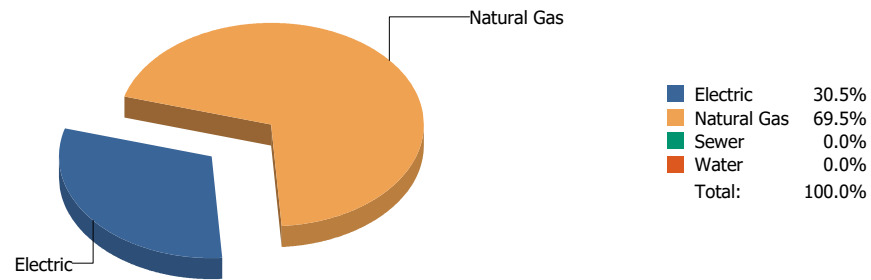


## Cost

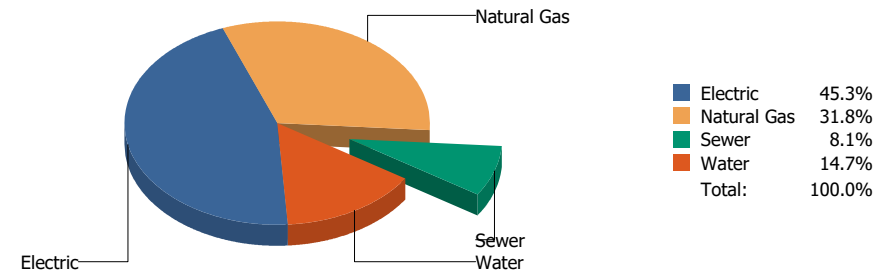


Commodity	Common Use	Energy Use	Energy Use / Area	Total Cost	Cost / Unit	Cost / Area
<b>Place: [RICHARDS] RICHARDSON MIDDLE SCHOOL [BUILDING]</b>						
<b>Area: 115,872 ft<sup>2</sup></b>						
<b>Billing Period: Feb 2025</b>						
ELECTRIC	74,274.00 kWh	253,423 Kbtu	2.187 Kbtu/ft <sup>2</sup>	\$8,538.12	\$0.115 /kWh	\$0.074 /ft <sup>2</sup>
NATURALGAS	5,777.00 CCF	598,497 Kbtu	5.165 Kbtu/ft <sup>2</sup>	\$5,224.26	\$0.904 /CCF	\$0.045 /ft <sup>2</sup>
SEWER	141.00 CCF			\$946.49	\$6.713 /CCF	\$0.008 /ft <sup>2</sup>
WATER	288.00 CCF			\$2,902.10	\$10.077 /CCF	\$0.025 /ft <sup>2</sup>
<b>Totals:</b>		<b>851,920 Kbtu</b>	<b>7.352 Kbtu/ft<sup>2</sup></b>	<b>\$17,610.97</b>		

## Energy

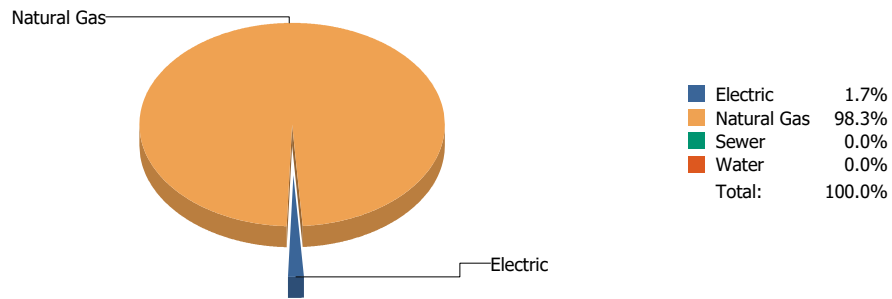


## Cost

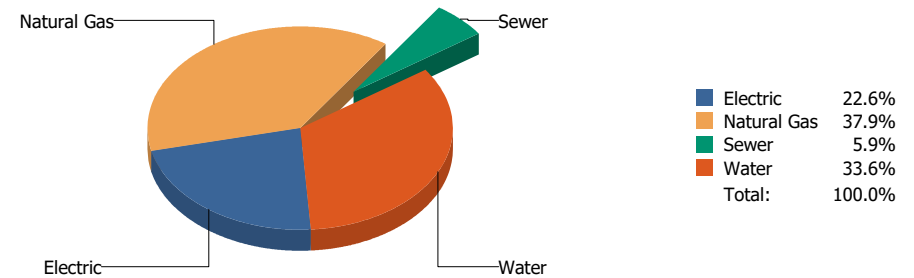


Commodity	Common Use	Energy Use	Energy Use / Area	Total Cost	Cost / Unit	Cost / Area
<b>Place: [RIVERA] RIVERA ELEMENTARY SCHOOL 156 [BUILDING]</b>						
<b>Area: 77,562 ft²</b>						
<b>Billing Period: Feb 2025</b>						
ELECTRIC	37,743.00 kWh	128,779 Kbtu	1.660 Kbtu/ft²	\$4,191.56	\$0.111 /kWh	\$0.054 /ft²
NATURALGAS	2,832.00 CCF	293,395 Kbtu	3.783 Kbtu/ft²	\$2,941.96	\$1.039 /CCF	\$0.038 /ft²
SEWER	46.00 CCF			\$750.66	\$16.319 /CCF	\$0.010 /ft²
WATER	22.00 CCF			\$1,363.00	\$61.955 /CCF	\$0.017 /ft²
<b>Totals:</b>		<b>422,174 Kbtu</b>	<b>5.443 Kbtu/ft²</b>	<b>\$9,247.18</b>		

## Energy



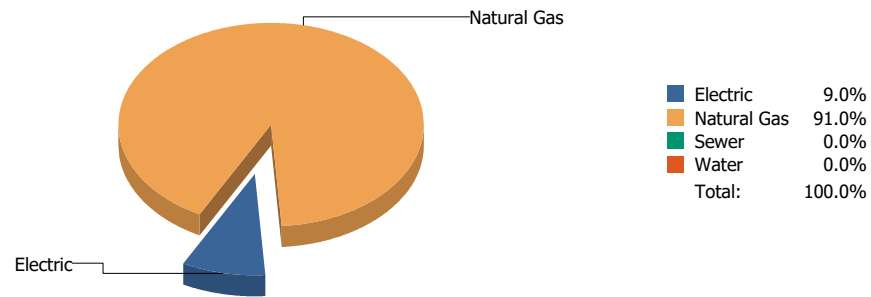
## Cost



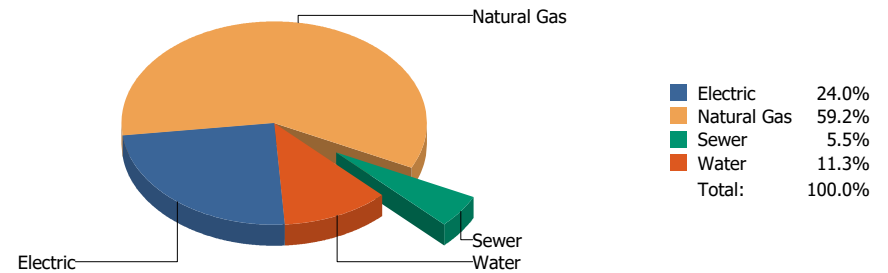
Commodity	Common Use	Energy Use	Energy Use / Area	Total Cost	Cost / Unit	Cost / Area
<b>Place: [RUSK] RUSK ELEMENTARY SCHOOL 138 [BUILDING]</b>						
<b>Area: 67,240 ft²</b>						
<b>Billing Period: Feb 2025</b>						
ELECTRIC	16,249.00 kWh	55,442 Kbtu	0.825 Kbtu/ft²	\$2,161.42	\$0.133 /kWh	\$0.032 /ft²
NATURALGAS	31,616.00 CCF	3,275,418 Kbtu	48.712 Kbtu/ft²	\$3,616.74	\$0.114 /CCF	\$0.054 /ft²
SEWER	53.00 CCF			\$563.33	\$10.629 /CCF	\$0.008 /ft²
WATER	301.00 CCF			\$3,211.32	\$10.669 /CCF	\$0.048 /ft²
<b>Totals:</b>		<b>3,330,859 Kbtu</b>	<b>49.537 Kbtu/ft²</b>	<b>\$9,552.81</b>		



## Energy



## Cost

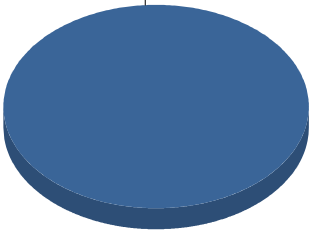


Commodity	Common Use	Energy Use	Energy Use / Area	Total Cost	Cost / Unit	Cost / Area
Place: [SAN-JAC] SAN JACINTO 139 [BUILDING]						
Area: 29,589 ft²						
Billing Period: Feb 2025						
ELECTRIC	7,868.00 kWh	26,846 Kbtu	0.907 Kbtu/ft²	\$1,018.28	\$0.129 /kWh	\$0.034 /ft²
NATURALGAS	2,619.00 CCF	271,328 Kbtu	9.170 Kbtu/ft²	\$2,506.26	\$0.957 /CCF	\$0.085 /ft²
SEWER	14.00 CCF			\$232.54	\$16.610 /CCF	\$0.008 /ft²
WATER	20.00 CCF			\$478.92	\$23.946 /CCF	\$0.016 /ft²
<b>Totals:</b>		<b>298,174 Kbtu</b>	<b>10.077 Kbtu/ft²</b>	<b>\$4,236.00</b>		

Energy

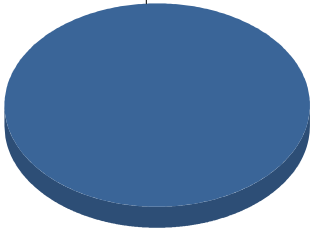
Cost

Electric



Electric 100.0%  
Total: 100.0%

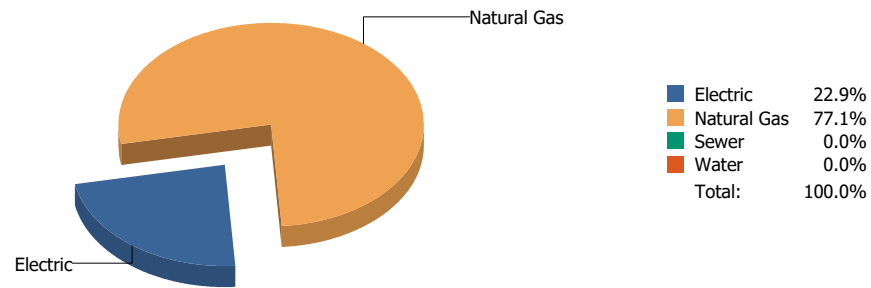
Electric



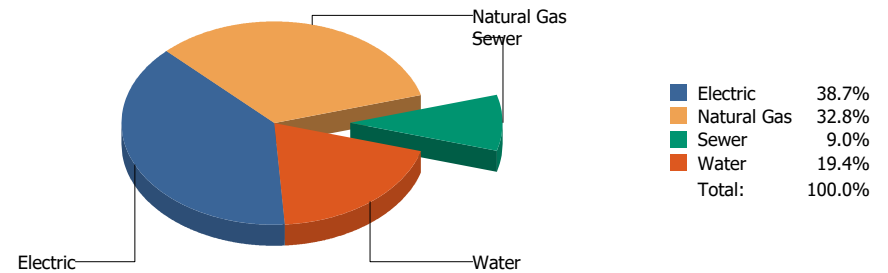
Electric 100.0%  
Total: 100.0%

Commodity	Common Use	Energy Use	Energy Use / Area	Total Cost	Cost / Unit	Cost / Area
Place: [SCHUSTER] SCHUSTER 140 [BUILDING]						
Area: 34,371 ft²						
Billing Period: Feb 2025						
ELECTRIC	140.00 kWh	478 Kbtu	0.014 Kbtu/ft²	\$51.43	\$0.367 /kWh	\$0.001 /ft²
Totals:		478 Kbtu	0.014 Kbtu/ft²	\$51.43		

## Energy

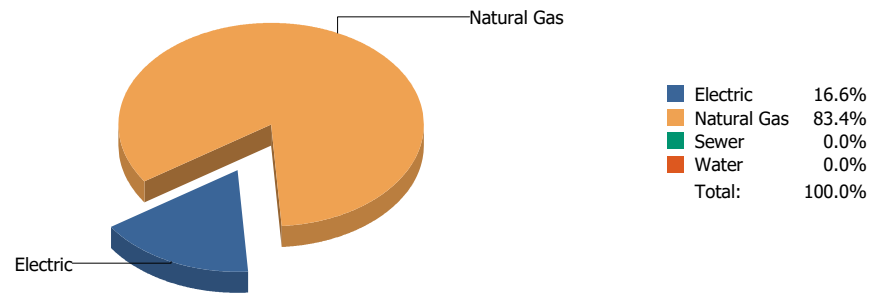


## Cost

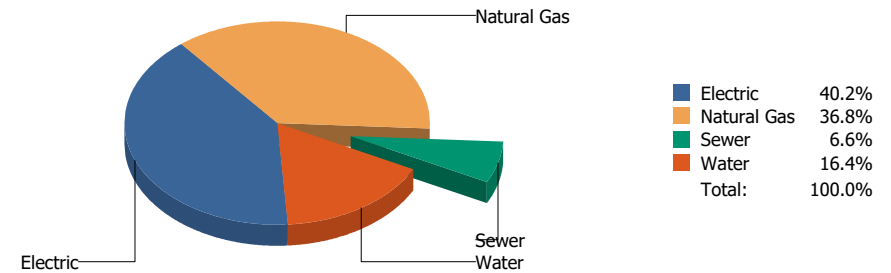


Commodity	Common Use	Energy Use	Energy Use / Area	Total Cost	Cost / Unit	Cost / Area
<b>Place: [STANTON] STANTON ELEMENTARY SCHOOL 141 [BUILDING]</b>						
<b>Area: 75,957 ft²</b>						
<b>Billing Period: Feb 2025</b>						
ELECTRIC	26,852.00 kWh	91,619 Kbtu	1.206 Kbtu/ft²	\$3,609.69	\$0.134 /kWh	\$0.047 /ft²
NATURALGAS	2,972.00 CCF	307,899 Kbtu	4.054 Kbtu/ft²	\$3,062.54	\$1.030 /CCF	\$0.040 /ft²
SEWER	132.00 CCF			\$837.36	\$6.344 /CCF	\$0.011 /ft²
WATER	209.00 CCF			\$1,813.28	\$8.676 /CCF	\$0.024 /ft²
<b>Totals:</b>		<b>399,518 Kbtu</b>	<b>5.260 Kbtu/ft²</b>	<b>\$9,322.87</b>		

## Energy

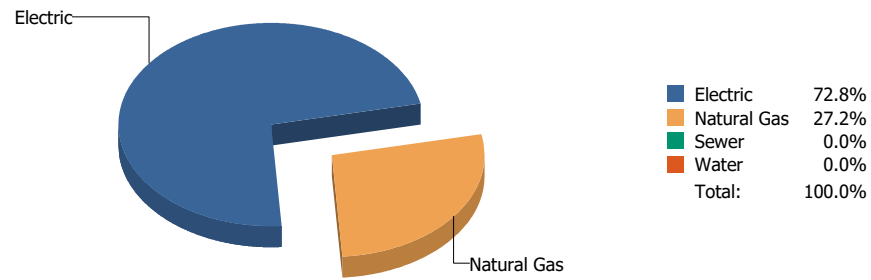


## Cost

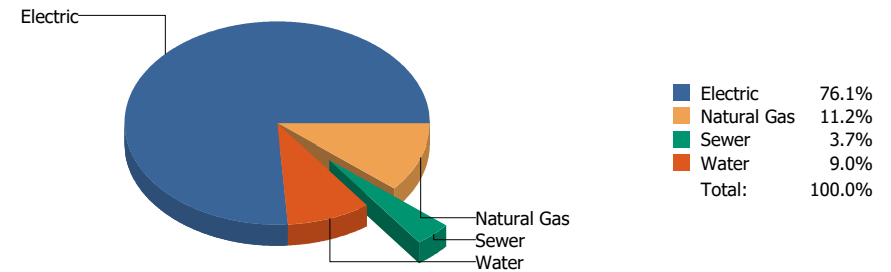


Commodity	Common Use	Energy Use	Energy Use / Area	Total Cost	Cost / Unit	Cost / Area
<b>Place: [SUNRISEMOUNT] SUNRISE MOUNTAIN ELEMENTARY 150 [BUILDING]</b>						
<b>Area: 78,368 ft²</b>						
<b>Billing Period: Feb 2025</b>						
ELECTRIC	27,379.00 kWh	93,417 Kbtu	1.192 Kbtu/ft²	\$4,530.52	\$0.165 /kWh	\$0.058 /ft²
NATURALGAS	4,534.00 CCF	469,722 Kbtu	5.994 Kbtu/ft²	\$4,154.47	\$0.916 /CCF	\$0.053 /ft²
SEWER	54.00 CCF			\$745.66	\$13.809 /CCF	\$0.009 /ft²
WATER	59.00 CCF			\$1,845.98	\$31.288 /CCF	\$0.023 /ft²
<b>Totals:</b>		<b>563,140 Kbtu</b>	<b>7.186 Kbtu/ft²</b>	<b>\$11,276.63</b>		

## Energy

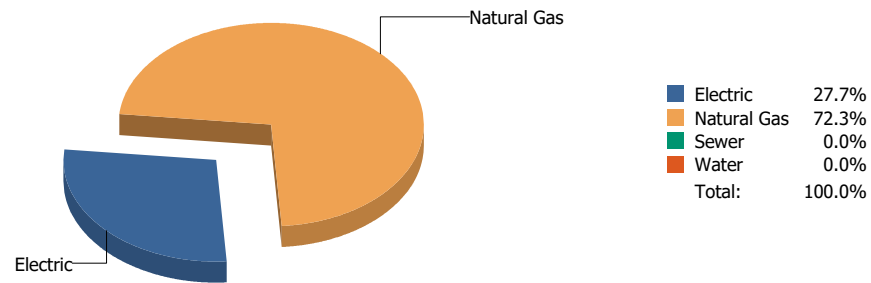


## Cost

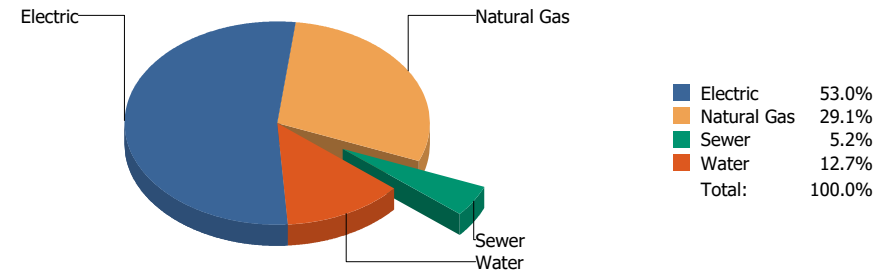


Commodity	Common Use	Energy Use	Energy Use / Area	Total Cost	Cost / Unit	Cost / Area
<b>Place: [SUNSET-HIGH_1] TECHNOLOGY SERVICES [BUILDING]</b>						
<b>Area: 33,263 ft²</b>						
<b>Billing Period: Feb 2025</b>						
ELECTRIC	73,111.00 kWh	249,455 Kbtu	7.499 Kbtu/ft²	\$6,954.65	\$0.095 /kWh	\$0.209 /ft²
NATURALGAS	898.00 CCF	93,033 Kbtu	2.797 Kbtu/ft²	\$1,024.74	\$1.141 /CCF	\$0.031 /ft²
SEWER	41.00 CCF			\$338.65	\$8.260 /CCF	\$0.010 /ft²
WATER	80.00 CCF			\$824.28	\$10.304 /CCF	\$0.025 /ft²
<b>Totals:</b>		<b>342,488 Kbtu</b>	<b>10.296 Kbtu/ft²</b>	<b>\$9,142.32</b>		

## Energy

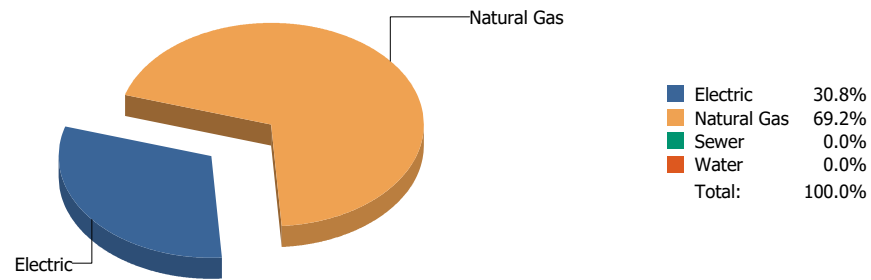


## Cost

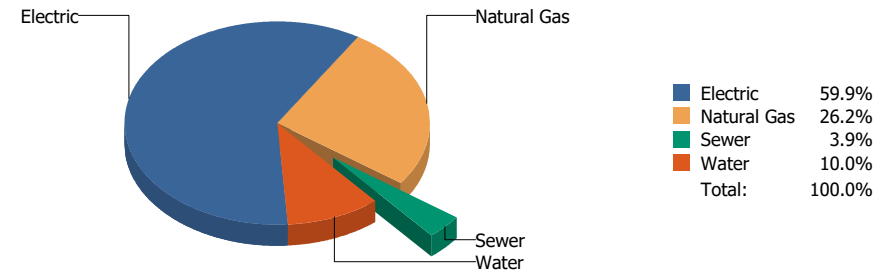


Commodity	Common Use	Energy Use	Energy Use / Area	Total Cost	Cost / Unit	Cost / Area
<b>Place: [TIPPENELEMENTARY] TIPPIN ELEMENTARY SCHOOL 168 [BUILDING]</b>						
<b>Area: 93,360 ft²</b>						
<b>Billing Period: Feb 2025</b>						
ELECTRIC	45,021.00 kWh	153,612 Kbtu	1.645 Kbtu/ft²	\$6,517.76	\$0.145 /kWh	\$0.070 /ft²
NATURALGAS	3,872.00 CCF	401,139 Kbtu	4.297 Kbtu/ft²	\$3,585.08	\$0.926 /CCF	\$0.038 /ft²
SEWER	62.00 CCF			\$636.02	\$10.258 /CCF	\$0.007 /ft²
WATER	90.00 CCF			\$1,566.77	\$17.409 /CCF	\$0.017 /ft²
<b>Totals:</b>		<b>554,751 Kbtu</b>	<b>5.942 Kbtu/ft²</b>	<b>\$12,305.63</b>		

## Energy

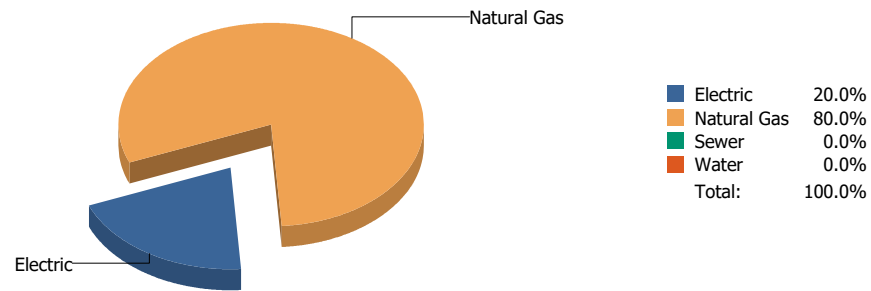


## Cost

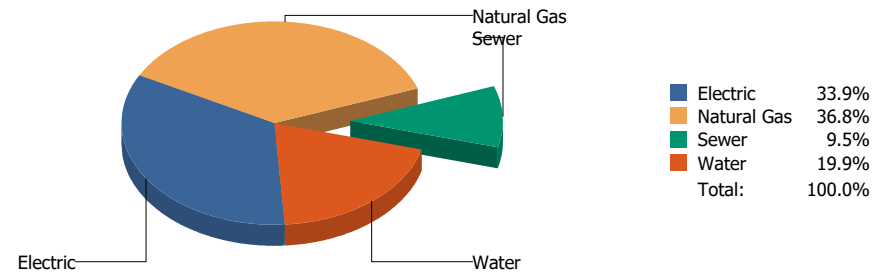


Commodity	Common Use	Energy Use	Energy Use / Area	Total Cost	Cost / Unit	Cost / Area
<b>Place: [TOMLEA_2] TOM LEA ELEMENTARY SCHOOL 178 [BUILDING]</b>						
<b>Area: 88,828 ft²</b>						
<b>Billing Period: Feb 2025</b>						
ELECTRIC	73,776.00 kWh	251,724 Kbtu	2.834 Kbtu/ft²	\$11,345.59	\$0.154 /kWh	\$0.128 /ft²
NATURALGAS	5,467.00 CCF	566,381 Kbtu	6.376 Kbtu/ft²	\$4,957.46	\$0.907 /CCF	\$0.056 /ft²
SEWER	86.00 CCF			\$730.34	\$8.492 /CCF	\$0.008 /ft²
WATER	131.00 CCF			\$1,902.64	\$14.524 /CCF	\$0.021 /ft²
<b>Totals:</b>		<b>818,105 Kbtu</b>	<b>9.210 Kbtu/ft²</b>	<b>\$18,936.03</b>		

## Energy



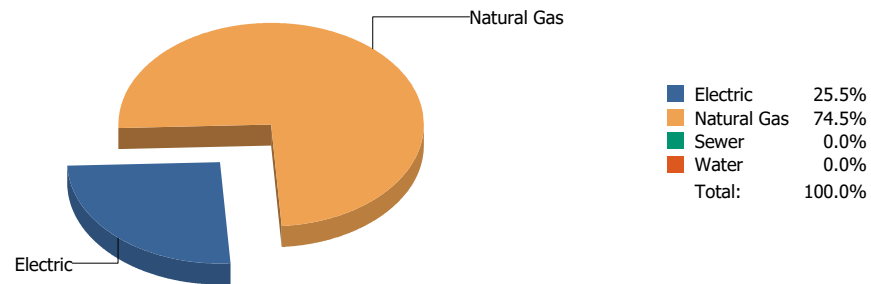
## Cost



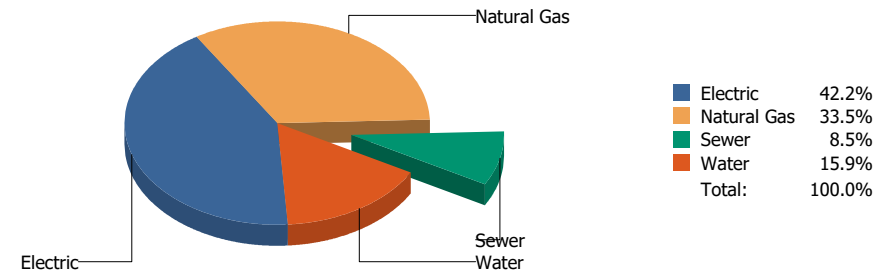
Commodity	Common Use	Energy Use	Energy Use / Area	Total Cost	Cost / Unit	Cost / Area
<b>Place: [TRAVIS] TRAVIS ELEMENTARY SCHOOL 143 [BUILDING]</b>						
<b>Area: 78,925 ft²</b>						
<b>Billing Period: Feb 2025</b>						
ELECTRIC	17,883.00 kWh	61,017 Kbtu	0.773 Kbtu/ft²	\$2,093.31	\$0.117 /kWh	\$0.026 /ft²
NATURALGAS	2,352.00 CCF	243,667 Kbtu	3.087 Kbtu/ft²	\$2,276.16	\$0.968 /CCF	\$0.029 /ft²
SEWER	68.00 CCF			\$585.84	\$8.615 /CCF	\$0.007 /ft²
WATER	96.00 CCF			\$1,227.32	\$12.785 /CCF	\$0.015 /ft²
<b>Totals:</b>		<b>304,684 Kbtu</b>	<b>3.860 Kbtu/ft²</b>	<b>\$6,182.63</b>		



## Energy

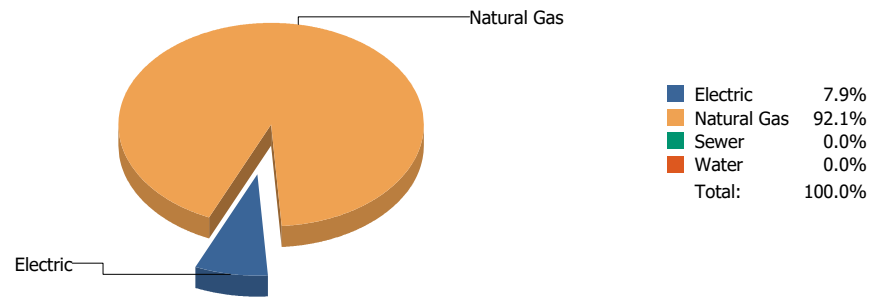


## Cost

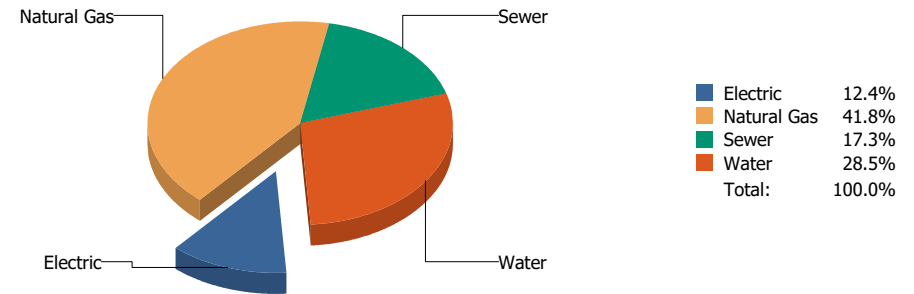


Commodity	Common Use	Energy Use	Energy Use / Area	Total Cost	Cost / Unit	Cost / Area
<b>Place: [VILAS] VILAS ELEMENTARY SCHOOL 144 [BUILDING]</b>						
<b>Area: 66,992 ft²</b>						
<b>Billing Period: Feb 2025</b>						
ELECTRIC	33,056.00 kWh	112,787 Kbtu	1.684 Kbtu/ft²	\$4,409.13	\$0.133 /kWh	\$0.066 /ft²
NATURALGAS	3,185.00 CCF	329,966 Kbtu	4.925 Kbtu/ft²	\$3,498.11	\$1.098 /CCF	\$0.052 /ft²
SEWER	45.00 CCF			\$886.93	\$19.710 /CCF	\$0.013 /ft²
WATER	51.00 CCF			\$1,663.00	\$32.608 /CCF	\$0.025 /ft²
<b>Totals:</b>		<b>442,753 Kbtu</b>	<b>6.609 Kbtu/ft²</b>	<b>\$10,457.17</b>		

## Energy

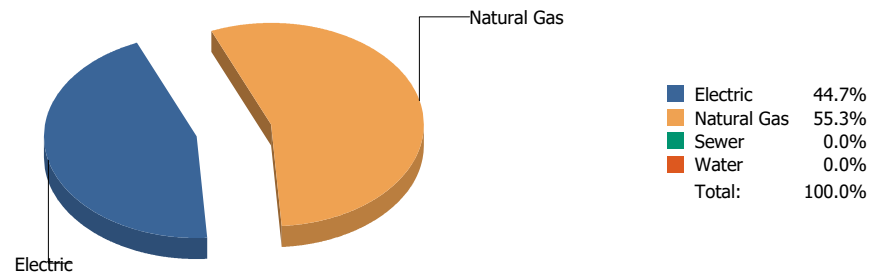


## Cost

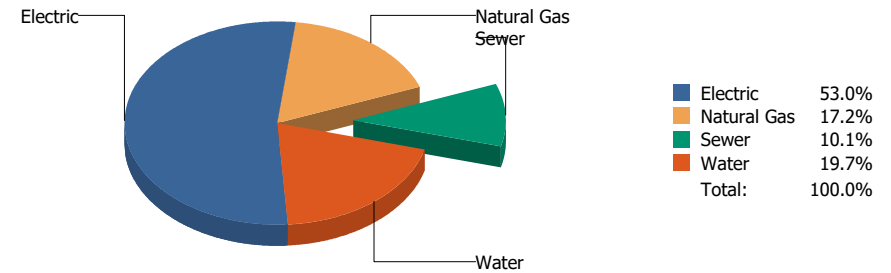


Commodity	Common Use	Energy Use	Energy Use / Area	Total Cost	Cost / Unit	Cost / Area
<b>Place: [WAINWRIG] WAINWRIGHT 145 [BUILDING]</b> <b>Area: 38,227 ft²</b> <b>Billing Period: Feb 2025</b>						
ELECTRIC	5,502.00 kWh	18,773 Kbtu	0.491 Kbtu/ft²	\$691.29	\$0.126 /kWh	\$0.018 /ft²
NATURALGAS	2,109.00 CCF	218,492 Kbtu	5.716 Kbtu/ft²	\$2,319.74	\$1.100 /CCF	\$0.061 /ft²
SEWER	154.00 CCF			\$960.26	\$6.235 /CCF	\$0.025 /ft²
WATER	117.00 CCF			\$1,581.71	\$13.519 /CCF	\$0.041 /ft²
<b>Totals:</b>		<b>237,265 Kbtu</b>	<b>6.207 Kbtu/ft²</b>	<b>\$5,553.00</b>		

## Energy



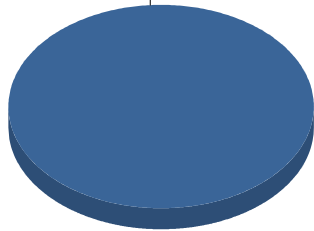
## Cost



Commodity	Common Use	Energy Use	Energy Use / Area	Total Cost	Cost / Unit	Cost / Area
<b>Place: [WALLY-HARTLEY-PK-8] WALLY HARTLEY PK-8 042 [BUILDING]</b>						
<b>Area: 131,497 ft²</b>						
<b>Billing Period: Feb 2025</b>						
ELECTRIC	109,073.00 kWh	372,157 Kbtu	2.830 Kbtu/ft²	\$14,735.15	\$0.135 /kWh	\$0.112 /ft²
NATURALGAS	4,445.00 CCF	460,502 Kbtu	3.502 Kbtu/ft²	\$4,781.33	\$1.076 /CCF	\$0.036 /ft²
SEWER	231.00 CCF			\$2,792.99	\$12.091 /CCF	\$0.021 /ft²
WATER	207.00 CCF			\$5,471.75	\$26.434 /CCF	\$0.041 /ft²
<b>Totals:</b>		<b>832,659 Kbtu</b>	<b>6.332 Kbtu/ft²</b>	<b>\$27,781.22</b>		

## Energy

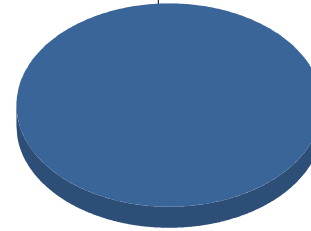
Electric



■ Electric 100.0%  
Total: 100.0%

## Cost

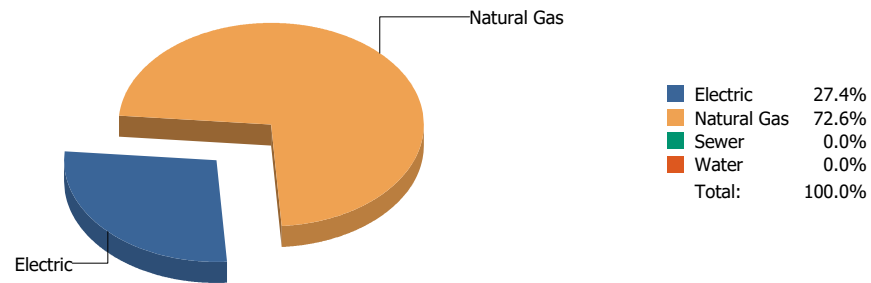
Electric



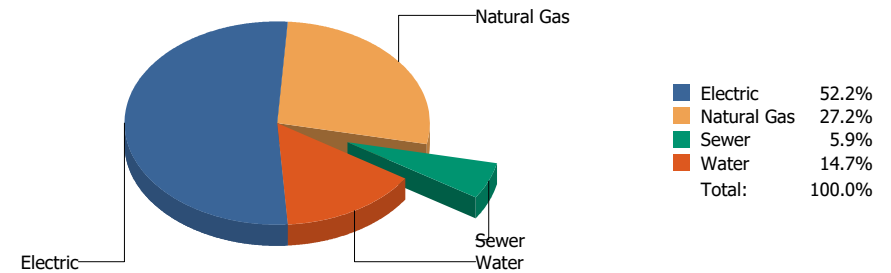
■ Electric 100.0%  
Total: 100.0%

Commodity	Common Use	Energy Use	Energy Use / Area	Total Cost	Cost / Unit	Cost / Area
Place: [WESTSIDE] WESTSIDE TRANSPORTATION 951 [BUILDING]						
Area: 4,040 ft <sup>2</sup>						
Billing Period: Feb 2025						
ELECTRIC	2,373.00 kWh	8,097 Kbtu	2.004 Kbtu/ft <sup>2</sup>	\$309.87	\$0.131 /kWh	\$0.077 /ft <sup>2</sup>
<b>Totals:</b>		<b>8,097 Kbtu</b>	<b>2.004 Kbtu/ft<sup>2</sup></b>	<b>\$309.87</b>		

## Energy

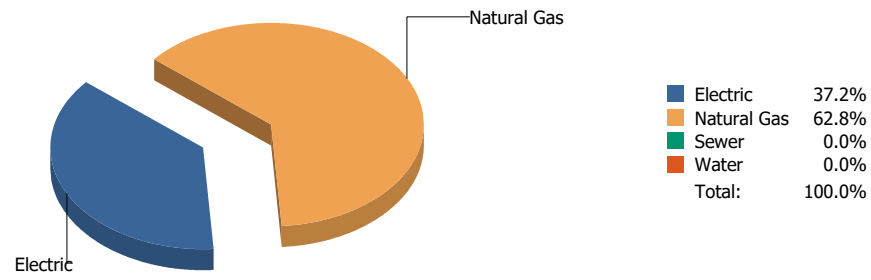


## Cost

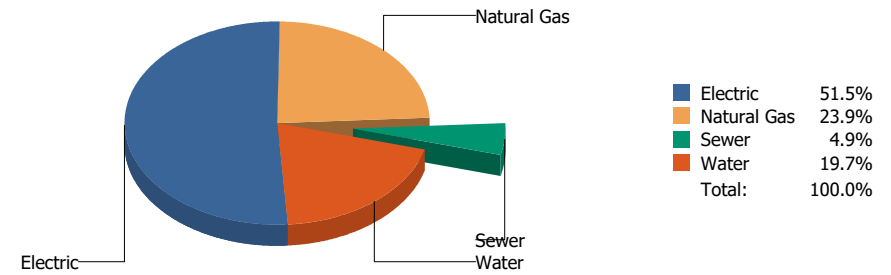


Commodity	Common Use	Energy Use	Energy Use / Area	Total Cost	Cost / Unit	Cost / Area
<b>Place: [W-HILLS] WESTERN HILLS ELEMENTARY SCHOOL 146 [BUILDING]</b>						
<b>Area: 77,753 ft²</b>						
<b>Billing Period: Feb 2025</b>						
ELECTRIC	36,852.00 kWh	125,739 Kbtu	1.617 Kbtu/ft²	\$5,786.91	\$0.157 /kWh	\$0.074 /ft²
NATURALGAS	3,211.00 CCF	332,660 Kbtu	4.278 Kbtu/ft²	\$3,015.86	\$0.939 /CCF	\$0.039 /ft²
SEWER	14.00 CCF			\$659.34	\$47.096 /CCF	\$0.008 /ft²
WATER	94.00 CCF			\$1,629.46	\$17.335 /CCF	\$0.021 /ft²
<b>Totals:</b>		<b>458,399 Kbtu</b>	<b>5.896 Kbtu/ft²</b>	<b>\$11,091.57</b>		

## Energy

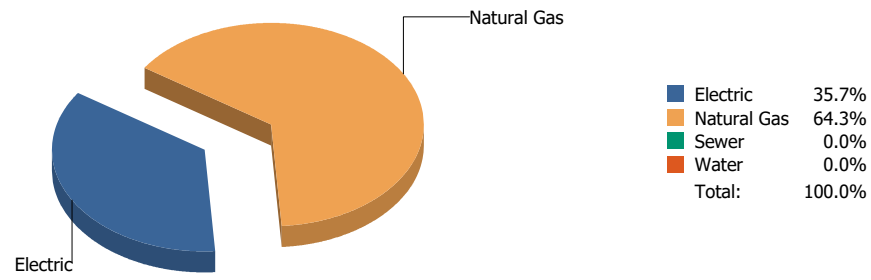


## Cost

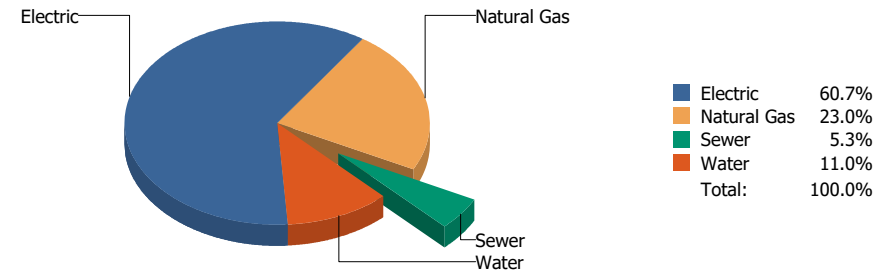


Commodity	Common Use	Energy Use	Energy Use / Area	Total Cost	Cost / Unit	Cost / Area
<b>Place: [WHITAKER] WHITAKER ELEMENTARY SCHOOL 153 [BUILDING]</b>						
<b>Area: 89,458 ft²</b>						
<b>Billing Period: Feb 2025</b>						
ELECTRIC	71,313.00 kWh	243,320 Kbtu	2.720 Kbtu/ft²	\$7,875.25	\$0.110 /kWh	\$0.088 /ft²
NATURALGAS	3,963.00 CCF	410,567 Kbtu	4.589 Kbtu/ft²	\$3,663.05	\$0.924 /CCF	\$0.041 /ft²
SEWER	45.00 CCF			\$746.73	\$16.594 /CCF	\$0.008 /ft²
WATER	351.00 CCF			\$3,020.30	\$8.605 /CCF	\$0.033 /ft²
<b>Totals:</b>		<b>653,887 Kbtu</b>	<b>7.309 Kbtu/ft²</b>	<b>\$15,305.33</b>		

## Energy

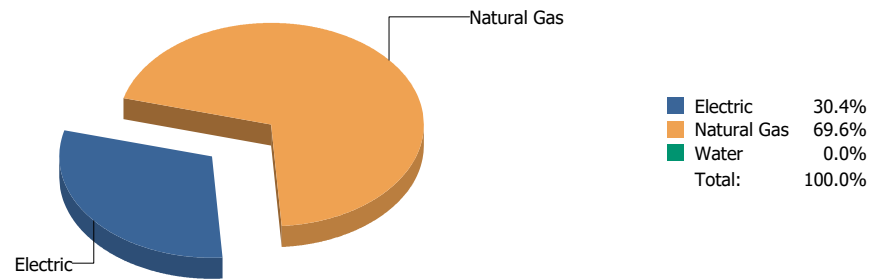


## Cost

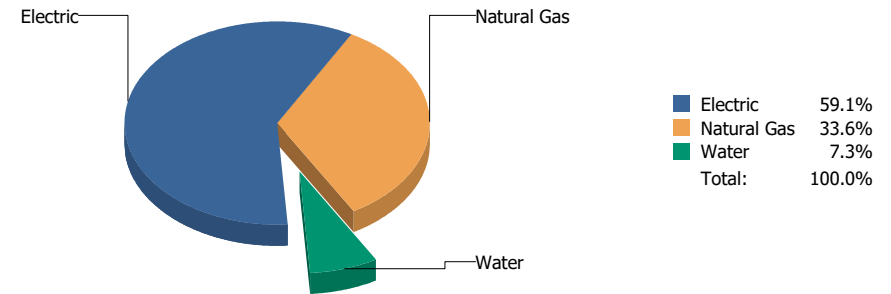


Commodity	Common Use	Energy Use	Energy Use / Area	Total Cost	Cost / Unit	Cost / Area
<b>Place: [WHITE] ZACH WHITE ELEMENTARY SCHOOL [BUILDING]</b>						
<b>Area: 92,458 ft²</b>						
<b>Billing Period: Feb 2025</b>						
ELECTRIC	41,166.00 kWh	140,458 Kbtu	1.519 Kbtu/ft²	\$6,877.68	\$0.167 /kWh	\$0.074 /ft²
NATURALGAS	2,443.00 CCF	253,095 Kbtu	2.737 Kbtu/ft²	\$2,607.16	\$1.067 /CCF	\$0.028 /ft²
SEWER	63.00 CCF			\$602.63	\$9.566 /CCF	\$0.006 /ft²
WATER	83.00 CCF			\$1,250.36	\$15.065 /CCF	\$0.013 /ft²
<b>Totals:</b>		<b>393,553 Kbtu</b>	<b>4.257 Kbtu/ft²</b>	<b>\$11,337.83</b>		

## Energy



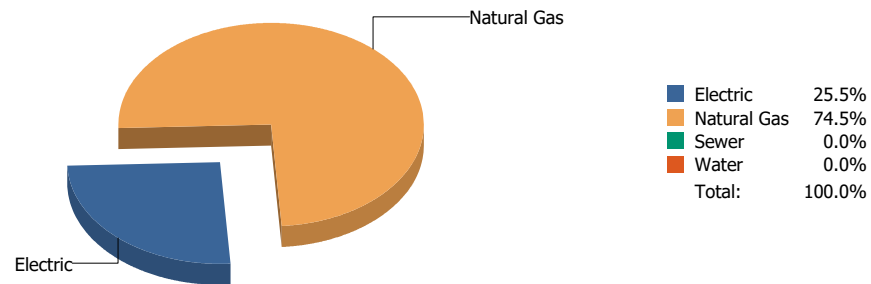
## Cost



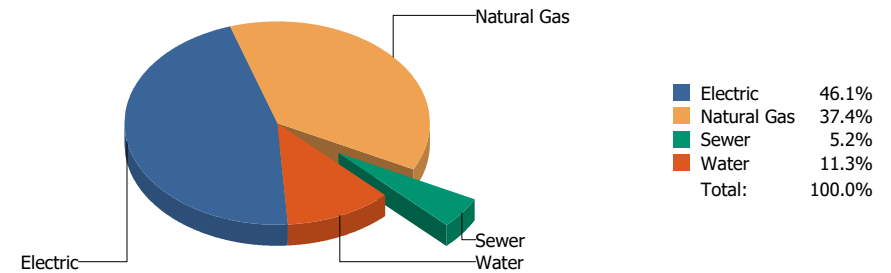
Commodity	Common Use	Energy Use	Energy Use / Area	Total Cost	Cost / Unit	Cost / Area
<b>Place: [WIGGS] WIGGS MIDDLE SCHOOL 052 [BUILDING]</b>						
<b>Area: 110,689 ft<sup>2</sup></b>						
<b>Billing Period: Feb 2025</b>						
ELECTRIC	43,838.00 kWh	149,575 Kbtu	1.351 Kbtu/ft <sup>2</sup>	\$5,451.97	\$0.124 /kWh	\$0.049 /ft <sup>2</sup>
NATURALGAS	3,305.00 CCF	342,398 Kbtu	3.093 Kbtu/ft <sup>2</sup>	\$3,096.77	\$0.937 /CCF	\$0.028 /ft <sup>2</sup>
WATER	43.00 CCF			\$675.28	\$15.704 /CCF	\$0.006 /ft <sup>2</sup>
<b>Totals:</b>		<b>491,973 Kbtu</b>	<b>4.445 Kbtu/ft<sup>2</sup></b>	<b>\$9,224.02</b>		



## Energy

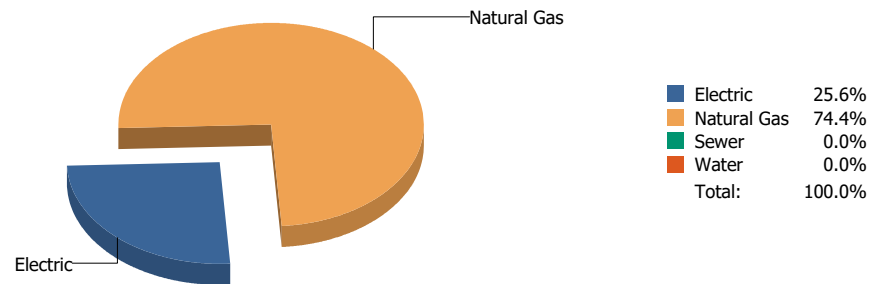


## Cost

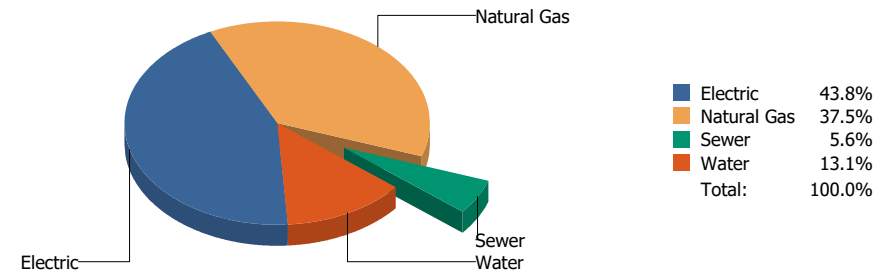


Commodity	Common Use	Energy Use	Energy Use / Area	Total Cost	Cost / Unit	Cost / Area
Place: [YOUNG/WOMENS/ACADEMY/1] YOUNG WOMENS ACADEMY [BUILDING]						
Area: 133,779 ft²						
Billing Period: Feb 2025						
ELECTRIC	81,662.00 kWh	278,631 Kbtu	2.083 Kbtu/ft²	\$8,636.64	\$0.106 /kWh	\$0.065 /ft²
NATURALGAS	7,851.00 CCF	813,364 Kbtu	6.080 Kbtu/ft²	\$7,009.24	\$0.893 /CCF	\$0.052 /ft²
SEWER	92.00 CCF			\$965.88	\$10.499 /CCF	\$0.007 /ft²
WATER	136.00 CCF			\$2,107.77	\$15.498 /CCF	\$0.016 /ft²
<b>Totals:</b>		<b>1,091,994 Kbtu</b>	<b>8.163 Kbtu/ft²</b>	<b>\$18,719.53</b>		

## Energy



## Cost



Commodity	Common Use	Energy Use	Energy Use / Area	Total Cost	Cost / Unit	Cost / Area
<b>Place: [ZAVALA] ZAVALA ELEMENTARY SCHOOL 148 [BUILDING]</b>						
<b>Area: 53,356 ft²</b>						
<b>Billing Period: Feb 2025</b>						
ELECTRIC	21,627.00 kWh	73,791 Kbtu	1.383 Kbtu/ft²	\$2,454.72	\$0.114 /kWh	\$0.046 /ft²
NATURALGAS	2,068.00 CCF	214,245 Kbtu	4.015 Kbtu/ft²	\$2,101.27	\$1.016 /CCF	\$0.039 /ft²
SEWER	34.00 CCF			\$311.14	\$9.151 /CCF	\$0.006 /ft²
WATER	33.00 CCF			\$732.15	\$22.186 /CCF	\$0.014 /ft²
<b>Totals:</b>		<b>288,036 Kbtu</b>	<b>5.398 Kbtu/ft²</b>	<b>\$5,599.28</b>		

**Requested by:** eagarci2

**Client version:**

**Report version:** 9

**Filters:** Meters in Building Name: Not one of ZACH WHITE MODULAR SCHOOL 147; START SCHOOL EARLY 1 DAY VALUE; STADIUM RATE CHANGES; SKY PARK IB1; SKY PARK I 200; SKY PARK; ROOSEVELT 137; REMCON COTTAGES; PARKDALE COTTAGES 957; NORTHEAST BOOK DEPOSITORY 814; NEW COMPUTERS SINCE JUNE 1990; Lighting; CANYON HILLS PORTABLES; Butterfield Trail Warehouse; BRANON COTTAGES 955; BLUE FLAME BLDG.; BARCELONA COTTAGES; ALL REFUNDS AND REBATES; ; Bill is Void Equals 0; Account is Active Equals 1; Bill is from External Vendor Equals 1; ; Billing Period Equals Feb 2025

**Record count:** 0