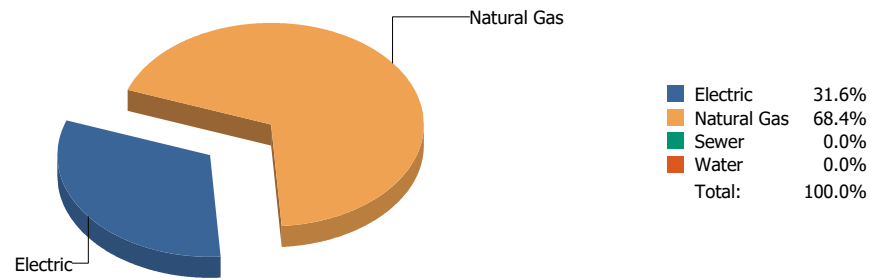
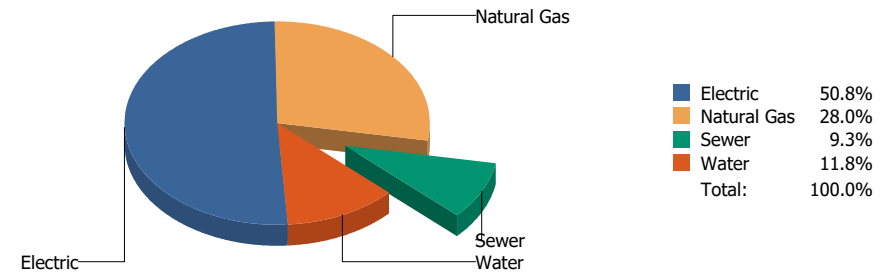


Energy



Cost



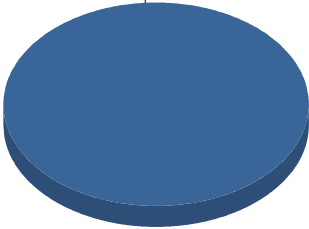
Commodity	Common Use	Energy Use	Energy Use / Area	Total Cost	Cost / Unit	Cost / Area
Place Summary Report						
Area: 10,071,643 ft²						
Billing Period: Jan 2025						
ELECTRIC	3,863,621.00 kWh	13,182,675 Kbtu	1.230 Kbtu/ft ²	\$583,498.45	\$0.151 /kWh	\$0.054 /ft ²
NATURALGAS	275,624.00 CCF	28,554,646 Kbtu	2.768 Kbtu/ft ²	\$322,022.83	\$1.168 /CCF	\$0.031 /ft ²
SEWER	12,180.00 CCF			\$106,823.88	\$8.770 /CCF	\$0.010 /ft ²
WATER	13,980.00 CCF			\$135,998.36	\$9.728 /CCF	\$0.013 /ft ²
Totals:		41,737,321 Kbtu	3.998 Kbtu/ft²	\$1,148,343.52		

* Please note per area calculations only include buildings with a floor area greater than 0.

Energy

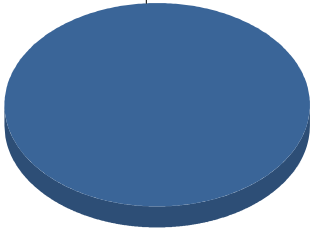
Cost

Electric



■ Electric 100.0%
Total: 100.0%

Electric

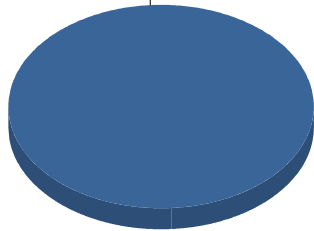


■ Electric 100.0%
Total: 100.0%

Commodity	Common Use	Energy Use	Energy Use / Area	Total Cost	Cost / Unit	Cost / Area
Place: [ALAMO] ALAMO 101 [BUILDING]						
Area: 58,978 ft²						
Billing Period: Jan 2025						
ELECTRIC	3,207.00 kWh	10,942 Kbtu	0.186 Kbtu/ft²	\$341.48	\$0.106 /kWh	\$0.006 /ft²
Totals:		10,942 Kbtu	0.186 Kbtu/ft²	\$341.48		

Energy

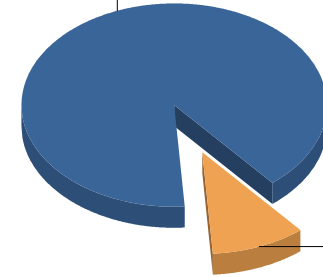
Electric



■ Electric 100.0%
 ■ Water 0.0%
 Total: 100.0%

Cost

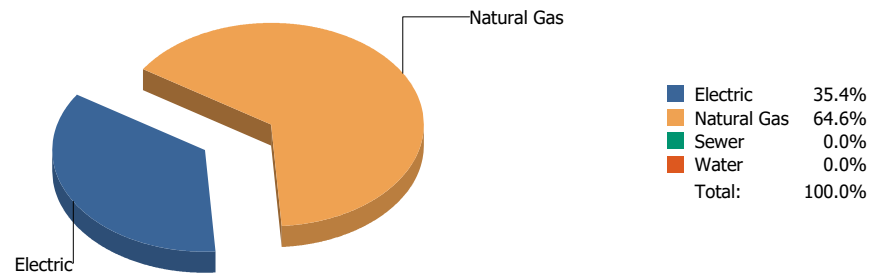
Electric



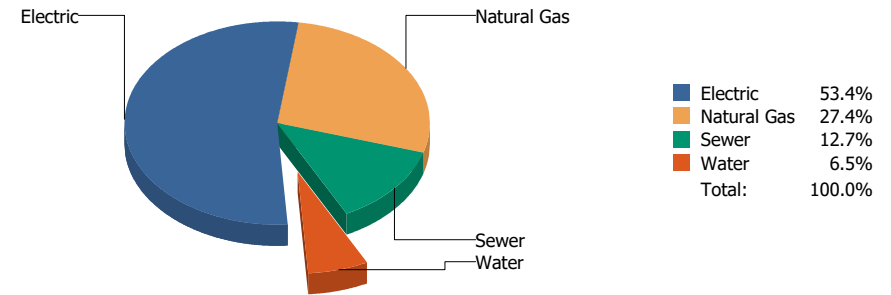
■ Electric 90.1%
 ■ Water 9.9%
 Total: 100.0%

Commodity	Common Use	Energy Use	Energy Use / Area	Total Cost	Cost / Unit	Cost / Area
Place: [ALTA] ALTA VISTA 102 [BUILDING]						
Area: 68,463 ft ²						
Billing Period: Jan 2025						
ELECTRIC	6,319.00 kWh	21,560 Kbtu	0.315 Kbtu/ft ²	\$449.07	\$0.071 /kWh	\$0.007 /ft ²
WATER	0.00 CCF			\$49.31	\$0.000 /CCF	\$0.001 /ft ²
Totals:		21,560 Kbtu	0.315 Kbtu/ft²	\$498.38		

Energy

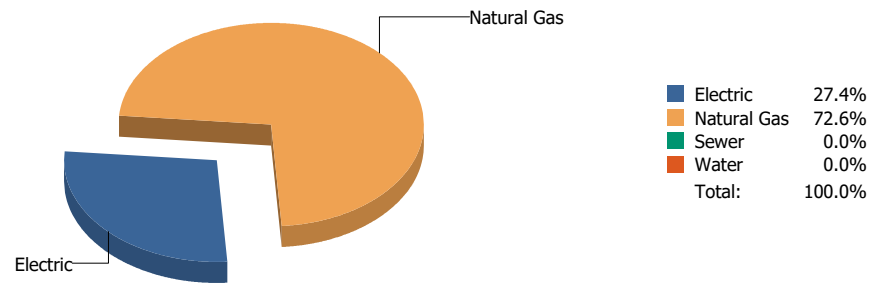


Cost

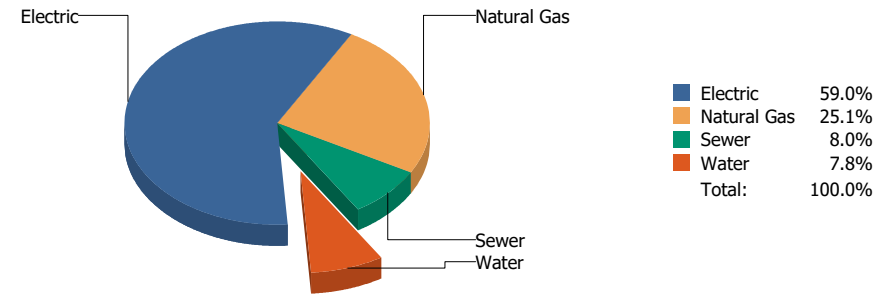


Commodity	Common Use	Energy Use	Energy Use / Area	Total Cost	Cost / Unit	Cost / Area
Place: [ANDRESS] ANDRESS HIGH SCHOOL 001 [BUILDING]						
Area: 266,968 ft ²						
Billing Period: Jan 2025						
ELECTRIC	113,179.00 kWh	386,167 Kbtu	1.446 Kbtu/ft ²	\$16,712.77	\$0.148 /kWh	\$0.062 /ft ²
NATURALGAS	6,809.00 CCF	705,412 Kbtu	2.642 Kbtu/ft ²	\$8,595.30	\$1.262 /CCF	\$0.032 /ft ²
SEWER	606.00 CCF			\$3,982.58	\$6.572 /CCF	\$0.015 /ft ²
WATER	287.00 CCF			\$2,029.38	\$7.071 /CCF	\$0.007 /ft ²
Totals:		1,091,579 Kbtu	4.089 Kbtu/ft²	\$31,320.03		

Energy

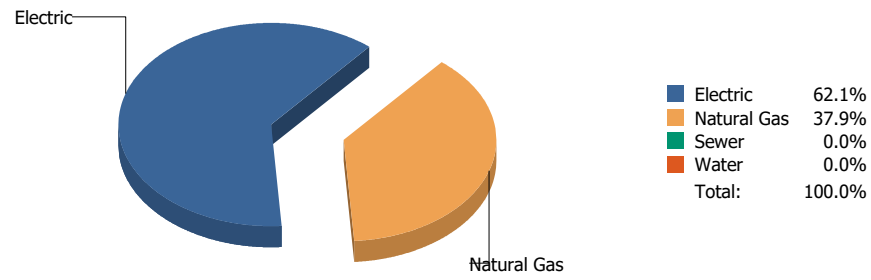


Cost

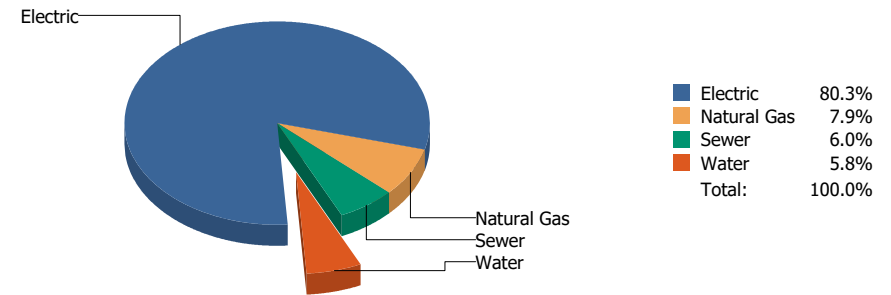


Commodity	Common Use	Energy Use	Energy Use / Area	Total Cost	Cost / Unit	Cost / Area
Place: [AOY] AOY ELEMENTARY SCHOOL 103 [BUILDING]						
Area: 105,486 ft ²						
Billing Period: Jan 2025						
ELECTRIC	30,791.00 kWh	105,059 Kbtu	0.996 Kbtu/ft ²	\$6,591.27	\$0.214 /kWh	\$0.062 /ft ²
NATURALGAS	2,692.00 CCF	278,891 Kbtu	2.644 Kbtu/ft ²	\$2,805.39	\$1.042 /CCF	\$0.027 /ft ²
SEWER	39.00 CCF			\$898.67	\$23.043 /CCF	\$0.008 /ft ²
WATER	34.00 CCF			\$869.30	\$25.568 /CCF	\$0.008 /ft ²
Totals:		383,950 Kbtu	3.640 Kbtu/ft²	\$11,164.63		

Energy

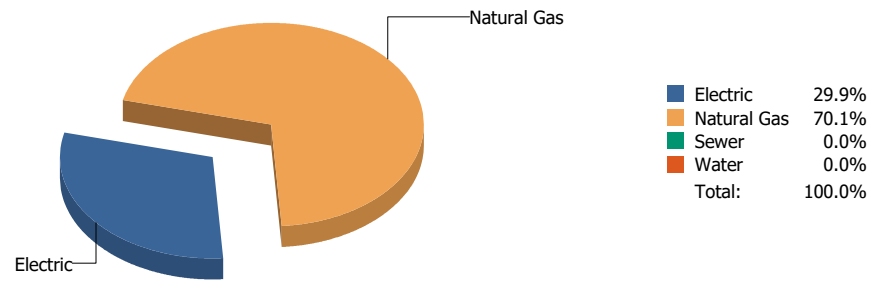


Cost

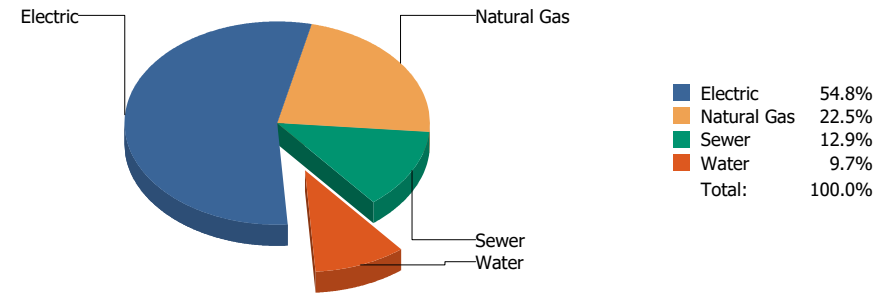


Commodity	Common Use	Energy Use	Energy Use / Area	Total Cost	Cost / Unit	Cost / Area
Place: [ARCHIE_DURAN-ELE] ARCHIE DURAN ELEMENTARY SCHOOL [BUILDING]						
Area: 0 ft²						
Billing Period: Jan 2025						
ELECTRIC	60,188.00 kWh	205,361 Kbtu		\$10,741.60	\$0.178 /kWh	
NATURALGAS	1,209.00 CCF	125,252 Kbtu		\$1,052.04	\$0.870 /CCF	
SEWER	50.00 CCF			\$800.82	\$16.016 /CCF	
WATER	43.00 CCF			\$782.38	\$18.195 /CCF	
Totals:		330,614 Kbtu		\$13,376.84		

Energy

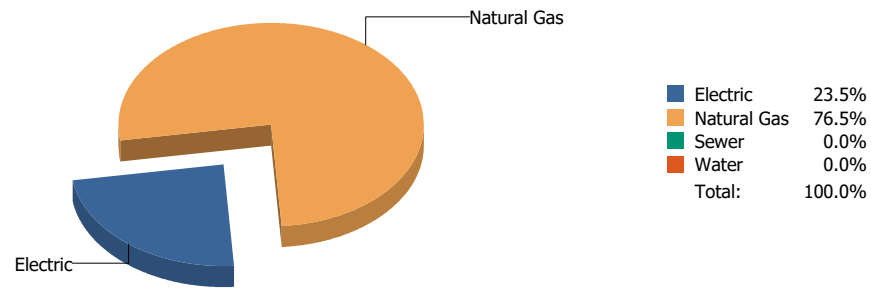


Cost

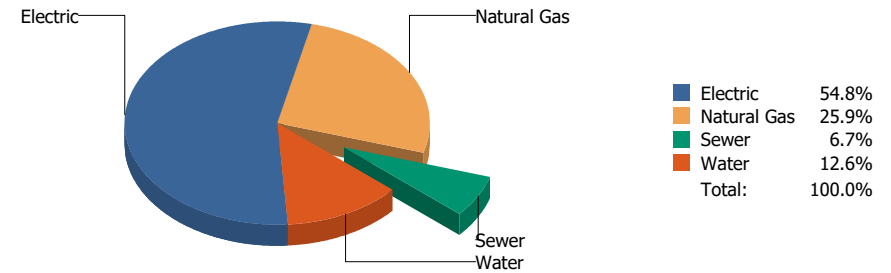


Commodity	Common Use	Energy Use	Energy Use / Area	Total Cost	Cost / Unit	Cost / Area
Place: [AUSTIN] AUSTIN HIGH SCHOOL 002 [BUILDING]						
Area: 269,216 ft²						
Billing Period: Jan 2025						
ELECTRIC	91,347.00 kWh	311,676 Kbtu	1.158 Kbtu/ft ²	\$16,496.37	\$0.181 /kWh	\$0.061 /ft ²
NATURALGAS	7,047.00 CCF	730,069 Kbtu	2.712 Kbtu/ft ²	\$6,779.86	\$0.962 /CCF	\$0.025 /ft ²
SEWER	548.00 CCF			\$3,894.84	\$7.107 /CCF	\$0.014 /ft ²
WATER	346.00 CCF			\$2,912.25	\$8.417 /CCF	\$0.010 /ft ²
Totals:		1,041,745 Kbtu	3.870 Kbtu/ft²	\$30,083.32		

Energy



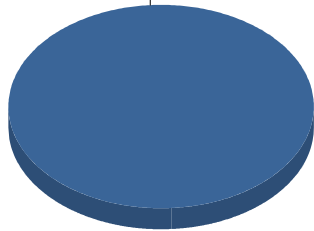
Cost



Commodity	Common Use	Energy Use	Energy Use / Area	Total Cost	Cost / Unit	Cost / Area
Place: [BARRONELEMENTARY] BARRON ELEMENTARY SCHOOL 165 [BUILDING]						
Area: 87,818 ft²						
Billing Period: Jan 2025						
ELECTRIC	32,698.00 kWh	111,566 Kbtu	1.270 Kbtu/ft²	\$6,857.74	\$0.210 /kWh	\$0.078 /ft²
NATURALGAS	3,496.00 CCF	362,186 Kbtu	4.124 Kbtu/ft²	\$3,240.27	\$0.927 /CCF	\$0.037 /ft²
SEWER	41.00 CCF			\$831.74	\$20.286 /CCF	\$0.009 /ft²
WATER	136.00 CCF			\$1,576.39	\$11.591 /CCF	\$0.018 /ft²
Totals:		473,751 Kbtu	5.395 Kbtu/ft²	\$12,506.14		

Energy

Electric



Electric	100.0%
Natural Gas	0.0%
Sewer	0.0%
Water	0.0%
Total:	100.0%

Cost

Natural Gas

Sewer

Electric

Water

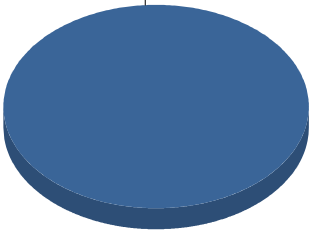
Electric	33.1%
Natural Gas	13.2%
Sewer	22.3%
Water	31.5%
Total:	100.0%

Commodity	Common Use	Energy Use	Energy Use / Area	Total Cost	Cost / Unit	Cost / Area
Place: [BASSETT] BASSETT MIDDLE SCHOOL 049 [BUILDING]						
Area: 174,250 ft²						
Billing Period: Jan 2025						
ELECTRIC	15,669.00 kWh	53,463 Kbtu	0.307 Kbtu/ft ²	\$1,266.82	\$0.081 /kWh	\$0.007 /ft ²
NATURALGAS	0.00 CCF	0 Kbtu	0.000 Kbtu/ft ²	\$504.64	\$0.000 /CCF	\$0.003 /ft ²
SEWER	117.00 CCF			\$852.17	\$7.284 /CCF	\$0.005 /ft ²
WATER	168.00 CCF			\$1,205.80	\$7.177 /CCF	\$0.007 /ft ²
Totals:		53,463 Kbtu	0.307 Kbtu/ft²	\$3,829.43		

Energy

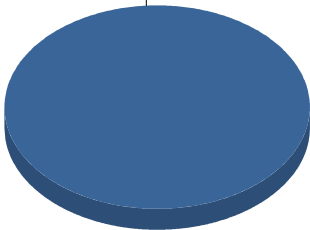
Cost

Electric



■ Electric 100.0%
Total: 100.0%

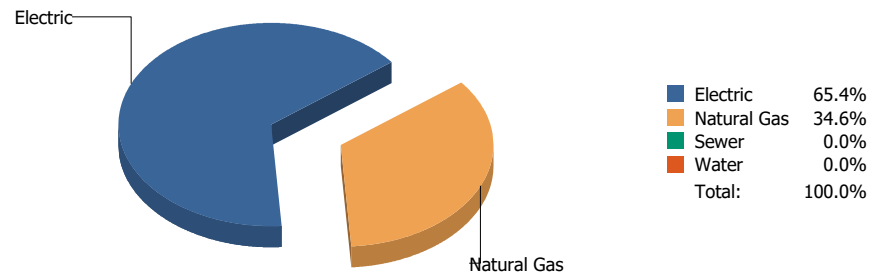
Electric



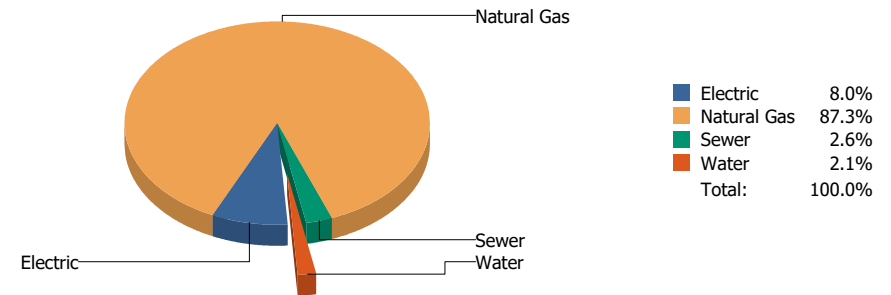
■ Electric 100.0%
Total: 100.0%

Commodity	Common Use	Energy Use	Energy Use / Area	Total Cost	Cost / Unit	Cost / Area
Place: [BEALL] BEALL 104 [BUILDING]						
Area: 74,454 ft²						
Billing Period: Jan 2025						
ELECTRIC	1,294.00 kWh	4,415 Kbtu	0.059 Kbtu/ft²	\$190.77	\$0.147 /kWh	\$0.003 /ft²
Totals:		4,415 Kbtu	0.059 Kbtu/ft²	\$190.77		

Energy

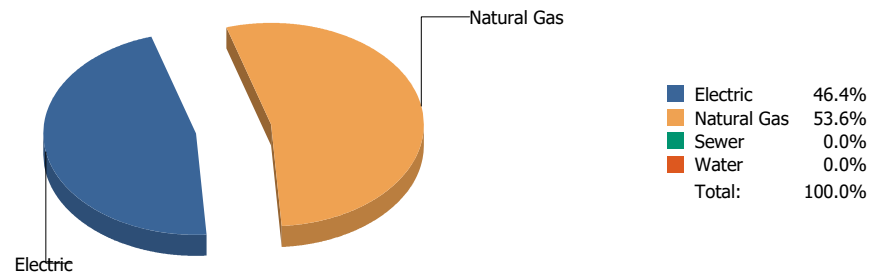


Cost

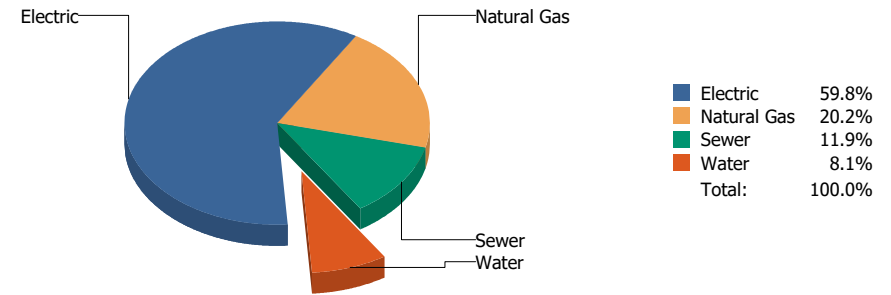


Commodity	Common Use	Energy Use	Energy Use / Area	Total Cost	Cost / Unit	Cost / Area
Place: [BLISS] BLISS ELEMENTARY SCHOOL 105 [BUILDING]						
Area: 78,820 ft²						
Billing Period: Jan 2025						
ELECTRIC	18,115.00 kWh	61,808 Kbtu	0.784 Kbtu/ft²	\$2,542.05	\$0.140 /kWh	\$0.032 /ft²
NATURALGAS	315.00 CCF	32,634 Kbtu	0.414 Kbtu/ft²	\$27,647.01	\$87.768 /CCF	\$0.351 /ft²
SEWER	112.00 CCF			\$832.52	\$7.433 /CCF	\$0.011 /ft²
WATER	96.00 CCF			\$649.60	\$6.767 /CCF	\$0.008 /ft²
Totals:		94,442 Kbtu	1.198 Kbtu/ft²	\$31,671.18		

Energy



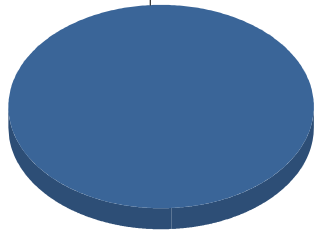
Cost



Commodity	Common Use	Energy Use	Energy Use / Area	Total Cost	Cost / Unit	Cost / Area
Place: [BOBBY_JOE_HILL] BOBBY JOE HILL PK-8 059 [BUILDING]						
Area: 0 ft ²						
Billing Period: Jan 2025						
ELECTRIC	58,977.00 kWh	201,230 Kbtu		\$8,146.24	\$0.138 /kWh	
NATURALGAS	2,240.00 CCF	232,064 Kbtu		\$2,746.95	\$1.226 /CCF	
SEWER	157.00 CCF			\$1,613.69	\$10.278 /CCF	
WATER	47.00 CCF			\$1,104.32	\$23.496 /CCF	
Totals:		433,294 Kbtu		\$13,611.20		

Energy

Electric

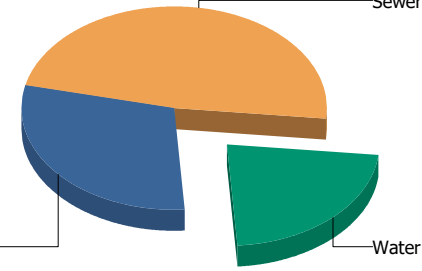


■ Electric 100.0%
 ■ Sewer 0.0%
 ■ Water 0.0%
 Total: 100.0%

Cost

Sewer

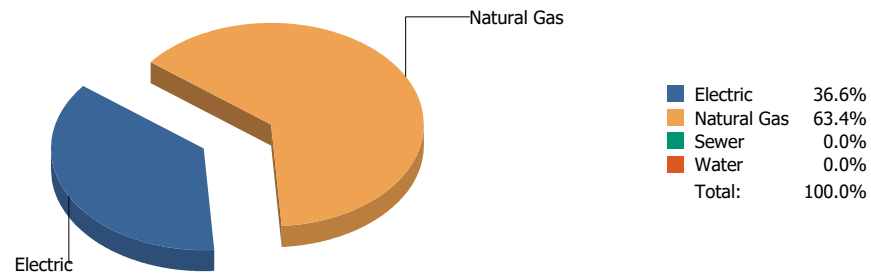
Electric



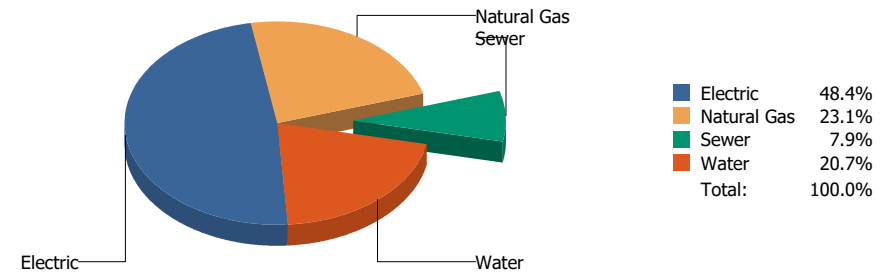
■ Electric 29.6%
 ■ Sewer 48.2%
 ■ Water 22.2%
 Total: 100.0%

Commodity	Common Use	Energy Use	Energy Use / Area	Total Cost	Cost / Unit	Cost / Area
Place: [BOND_2] BOND 160 [BUILDING]						
Area: 89,988 ft ²						
Billing Period: Jan 2025						
ELECTRIC	2,400.00 kWh	8,189 Kbtu	0.091 Kbtu/ft ²	\$350.14	\$0.146 /kWh	\$0.004 /ft ²
SEWER	0.00 CCF			\$569.88	\$0.000 /CCF	\$0.006 /ft ²
WATER	0.00 CCF			\$262.75	\$0.000 /CCF	\$0.003 /ft ²
Totals:		8,189 Kbtu	0.091 Kbtu/ft²	\$1,182.77		

Energy

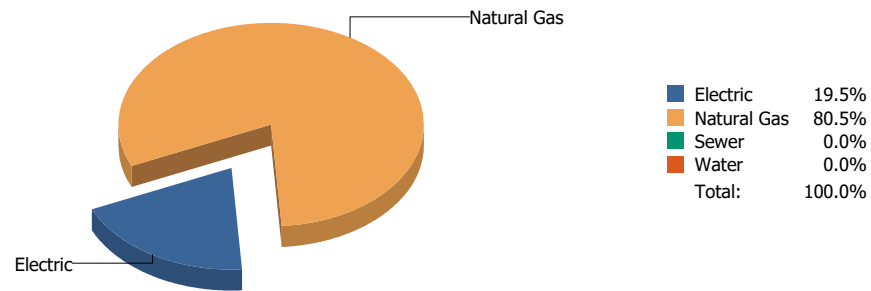


Cost

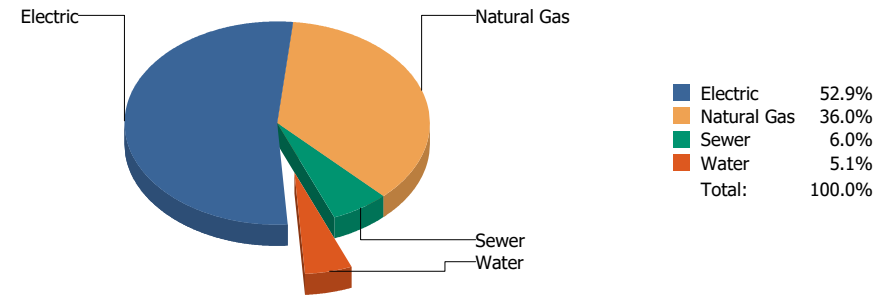


Commodity	Common Use	Energy Use	Energy Use / Area	Total Cost	Cost / Unit	Cost / Area
Place: [BOWIE] BOWIE HIGH SCHOOL 003 [BUILDING]						
Area: 282,931 ft²						
Billing Period: Jan 2025						
ELECTRIC	153,330.00 kWh	523,162 Kbtu	1.849 Kbtu/ft²	\$16,736.63	\$0.109 /kWh	\$0.059 /ft²
NATURALGAS	8,746.00 CCF	906,086 Kbtu	3.202 Kbtu/ft²	\$7,979.64	\$0.912 /CCF	\$0.028 /ft²
SEWER	398.00 CCF			\$2,738.34	\$6.880 /CCF	\$0.010 /ft²
WATER	1,065.00 CCF			\$7,155.50	\$6.719 /CCF	\$0.025 /ft²
Totals:		1,429,248 Kbtu	5.052 Kbtu/ft²	\$34,610.11		

Energy

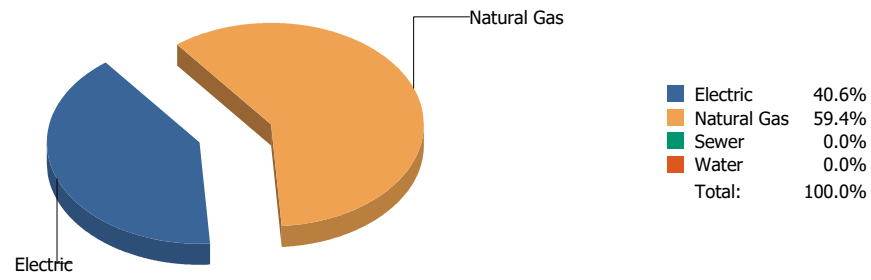


Cost

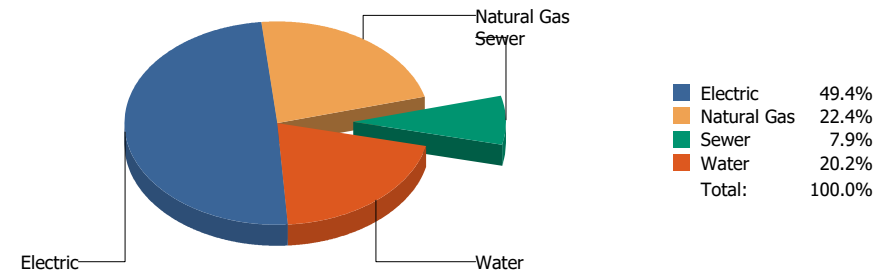


Commodity	Common Use	Energy Use	Energy Use / Area	Total Cost	Cost / Unit	Cost / Area
Place: [BROWN] BROWN MIDDLE SCHOOL 056 [BUILDING]						
Area: 173,263 ft²						
Billing Period: Jan 2025						
ELECTRIC	57,685.00 kWh	196,821 Kbtu	1.136 Kbtu/ft²	\$10,191.62	\$0.177 /kWh	\$0.059 /ft²
NATURALGAS	7,828.00 CCF	810,981 Kbtu	4.681 Kbtu/ft²	\$6,942.73	\$0.887 /CCF	\$0.040 /ft²
SEWER	138.00 CCF			\$1,146.66	\$8.309 /CCF	\$0.007 /ft²
WATER	93.00 CCF			\$988.24	\$10.626 /CCF	\$0.006 /ft²
Totals:		1,007,802 Kbtu	5.817 Kbtu/ft²	\$19,269.25		

Energy



Cost

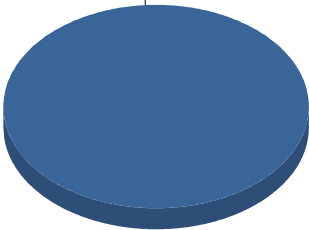


Commodity	Common Use	Energy Use	Energy Use / Area	Total Cost	Cost / Unit	Cost / Area
Place: [BURGES] BURGESS HIGH SCHOOL [BUILDING]						
Area: 241,219 ft²						
Billing Period: Jan 2025						
ELECTRIC	103,160.00 kWh	351,982 Kbtu	1.459 Kbtu/ft ²	\$13,268.90	\$0.129 /kWh	\$0.054 /ft ²
NATURALGAS	4,963.00 CCF	514,167 Kbtu	2.132 Kbtu/ft ²	\$6,008.41	\$1.211 /CCF	\$0.025 /ft ²
SEWER	168.00 CCF			\$2,129.70	\$12.677 /CCF	\$0.009 /ft ²
WATER	554.00 CCF			\$5,432.52	\$9.806 /CCF	\$0.022 /ft ²
Totals:		866,149 Kbtu	3.591 Kbtu/ft²	\$26,839.53		

Energy

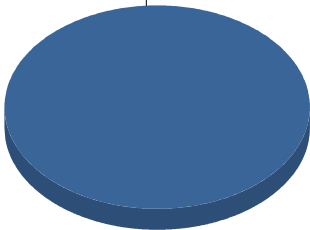
Cost

Electric



■ Electric 100.0%
Total: 100.0%

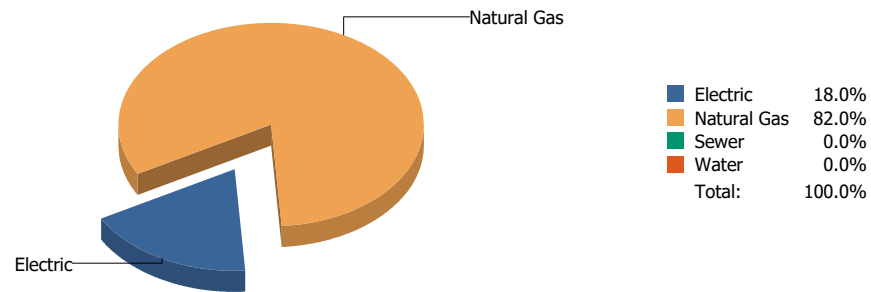
Electric



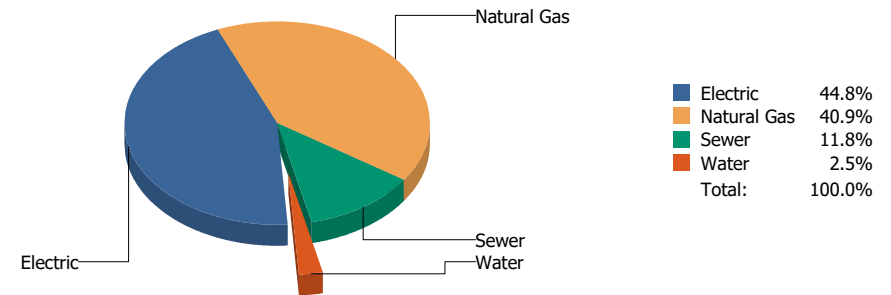
■ Electric 100.0%
Total: 100.0%

Commodity	Common Use	Energy Use	Energy Use / Area	Total Cost	Cost / Unit	Cost / Area
Place: [BURLESON] BURLESON 107 [BUILDING]						
Area: 73,772 ft²						
Billing Period: Jan 2025						
ELECTRIC	966.00 kWh	3,296 Kbtu	0.045 Kbtu/ft²	\$174.50	\$0.181 /kWh	\$0.002 /ft²
Totals:		3,296 Kbtu	0.045 Kbtu/ft²	\$174.50		

Energy

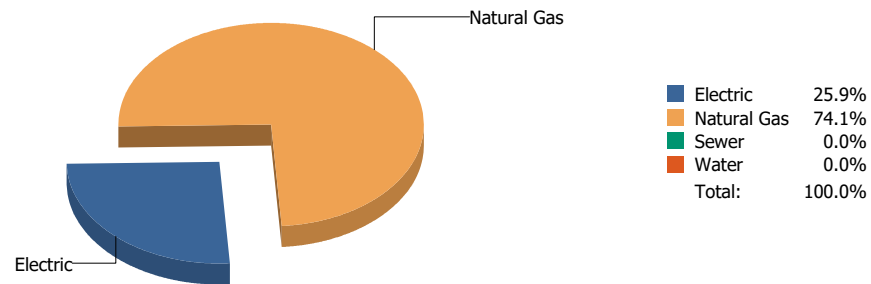


Cost

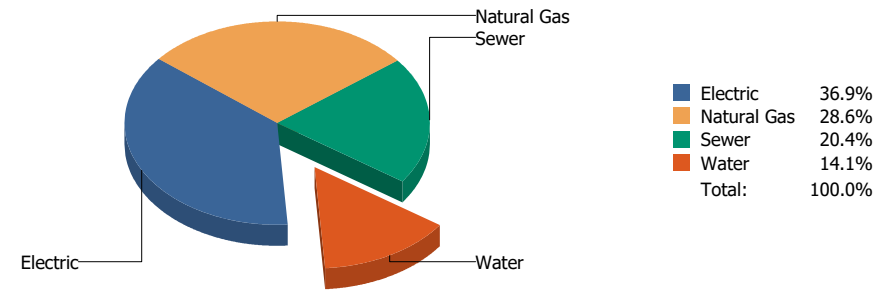


Commodity	Common Use	Energy Use	Energy Use / Area	Total Cost	Cost / Unit	Cost / Area
Place: [BURNET] BURNET 108 [BUILDING]						
Area: 50,520 ft²						
Billing Period: Jan 2025						
ELECTRIC	13,791.00 kWh	47,055 Kbtu	0.931 Kbtu/ft²	\$2,484.69	\$0.180 /kWh	\$0.049 /ft²
NATURALGAS	2,069.00 CCF	214,348 Kbtu	4.243 Kbtu/ft²	\$2,272.89	\$1.099 /CCF	\$0.045 /ft²
SEWER	76.00 CCF			\$653.72	\$8.602 /CCF	\$0.013 /ft²
WATER	3.00 CCF			\$140.85	\$46.950 /CCF	\$0.003 /ft²
Totals:		261,403 Kbtu	5.174 Kbtu/ft²	\$5,552.15		

Energy

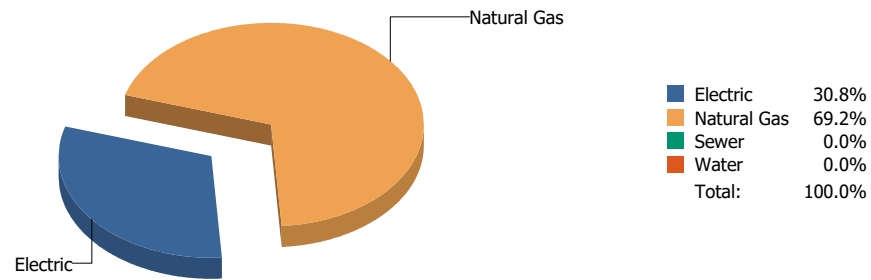


Cost

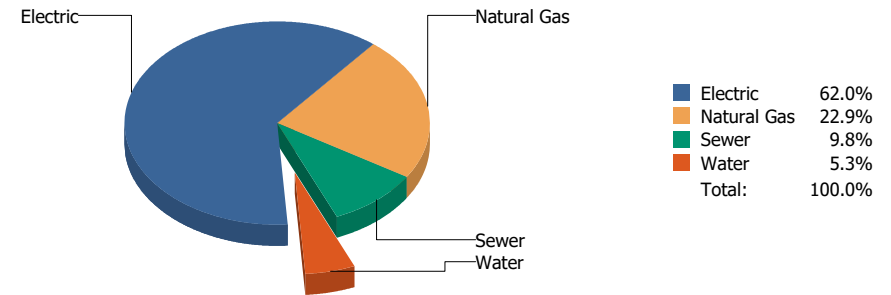


Commodity	Common Use	Energy Use	Energy Use / Area	Total Cost	Cost / Unit	Cost / Area
Place: [CANYON-HILLS] CANYON HILLS MIDDLE SCHOOL [BUILDING]						
Area: 133,149 ft²						
Billing Period: Jan 2025						
ELECTRIC	33,677.00 kWh	114,906 Kbtu	0.863 Kbtu/ft²	\$4,232.94	\$0.126 /kWh	\$0.032 /ft²
NATURALGAS	3,168.00 CCF	328,205 Kbtu	2.465 Kbtu/ft²	\$3,281.56	\$1.036 /CCF	\$0.025 /ft²
SEWER	290.00 CCF			\$2,348.34	\$8.098 /CCF	\$0.018 /ft²
WATER	147.00 CCF			\$1,623.37	\$11.043 /CCF	\$0.012 /ft²
Totals:		443,111 Kbtu	3.328 Kbtu/ft²	\$11,486.21		

Energy

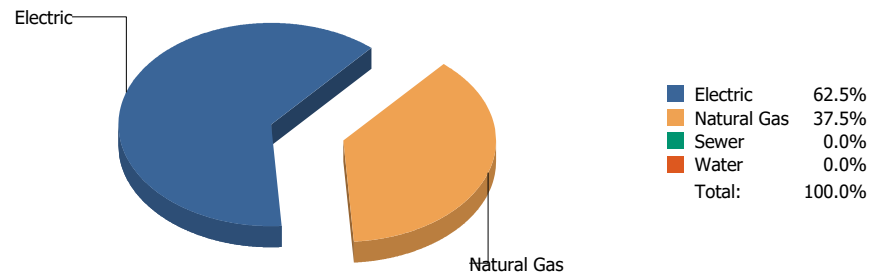


Cost

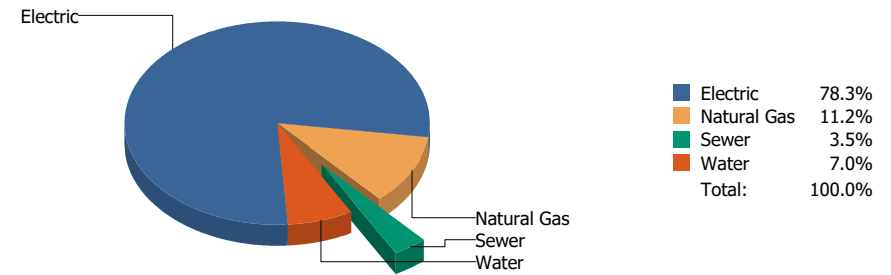


Commodity	Common Use	Energy Use	Energy Use / Area	Total Cost	Cost / Unit	Cost / Area
Place: [CAREER] CAREER AND TECHNOLOGY [BUILDING]						
Area: 146,485 ft²						
Billing Period: Jan 2025						
ELECTRIC	42,371.00 kWh	144,570 Kbtu	0.987 Kbtu/ft ²	\$7,964.13	\$0.188 /kWh	\$0.054 /ft ²
NATURALGAS	3,140.00 CCF	325,304 Kbtu	2.221 Kbtu/ft ²	\$2,935.95	\$0.935 /CCF	\$0.020 /ft ²
SEWER	185.00 CCF			\$1,260.49	\$6.813 /CCF	\$0.009 /ft ²
WATER	38.00 CCF			\$678.73	\$17.861 /CCF	\$0.004 /ft ²
Totals:		469,874 Kbtu	3.208 Kbtu/ft²	\$12,839.30		

Energy

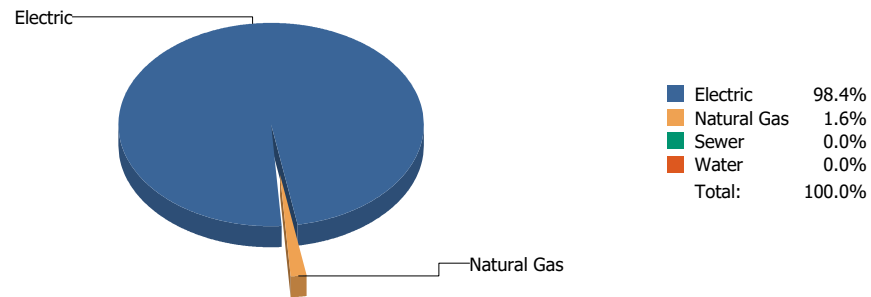


Cost

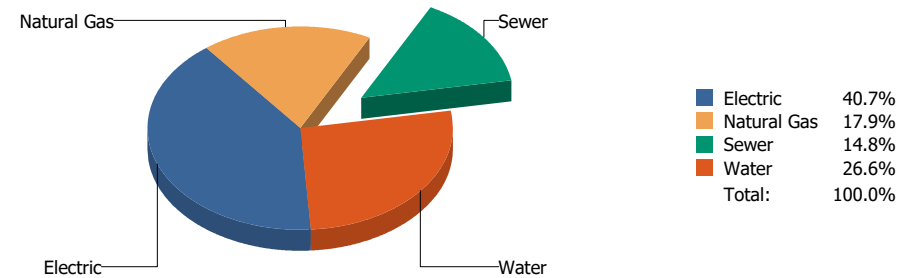


Commodity	Common Use	Energy Use	Energy Use / Area	Total Cost	Cost / Unit	Cost / Area
Place: [CENTRAL_OFFICE_STANTON] CENTRAL OFFICE STANTON [BUILDING]						
Area: 131,287 ft²						
Billing Period: Jan 2025						
ELECTRIC	103,850.00 kWh	354,336 Kbtu	2.699 Kbtu/ft²	\$16,092.28	\$0.155 /kWh	\$0.123 /ft²
NATURALGAS	2,050.00 CCF	212,380 Kbtu	1.618 Kbtu/ft²	\$2,299.32	\$1.122 /CCF	\$0.017 /ft²
SEWER	30.00 CCF			\$722.22	\$24.074 /CCF	\$0.006 /ft²
WATER	53.00 CCF			\$1,448.95	\$27.339 /CCF	\$0.011 /ft²
Totals:		566,716 Kbtu	4.317 Kbtu/ft²	\$20,562.77		

Energy

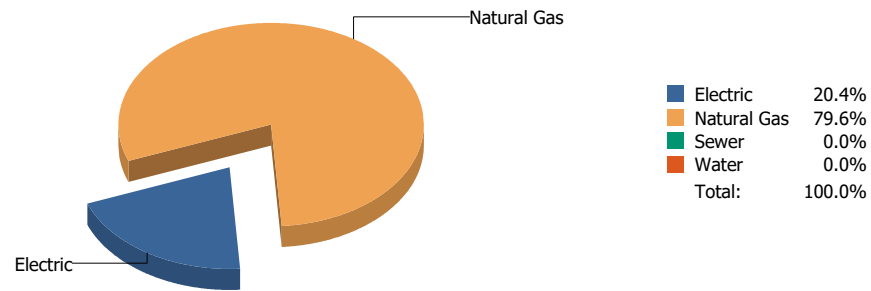


Cost

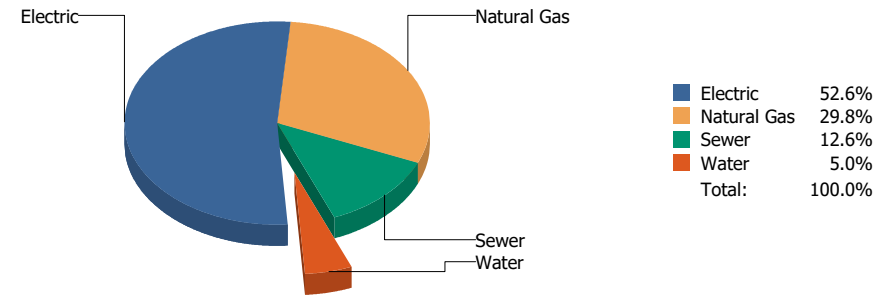


Commodity	Common Use	Energy Use	Energy Use / Area	Total Cost	Cost / Unit	Cost / Area
Place: [CHAPIN] CHAPIN HIGH SCHOOL [BUILDING]						
Area: 273,727 ft²						
Billing Period: Jan 2025						
ELECTRIC	204,405.00 kWh	697,430 Kbtu	2.548 Kbtu/ft²	\$21,970.78	\$0.107 /kWh	\$0.080 /ft²
NATURALGAS	110.00 CCF	11,396 Kbtu	0.042 Kbtu/ft²	\$9,659.47	\$87.813 /CCF	\$0.035 /ft²
SEWER	705.00 CCF			\$8,007.18	\$11.358 /CCF	\$0.029 /ft²
WATER	783.00 CCF			\$14,390.62	\$18.379 /CCF	\$0.053 /ft²
Totals:		708,826 Kbtu	2.590 Kbtu/ft²	\$54,028.05		

Energy

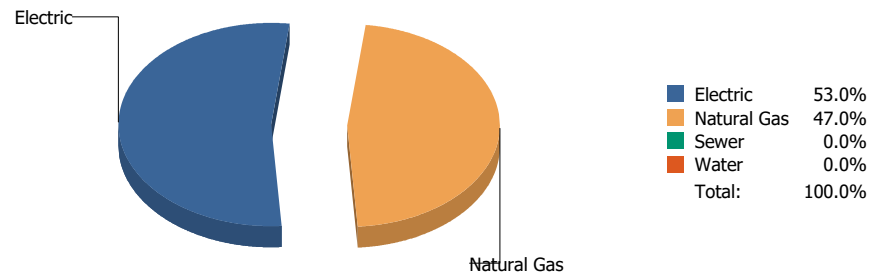


Cost

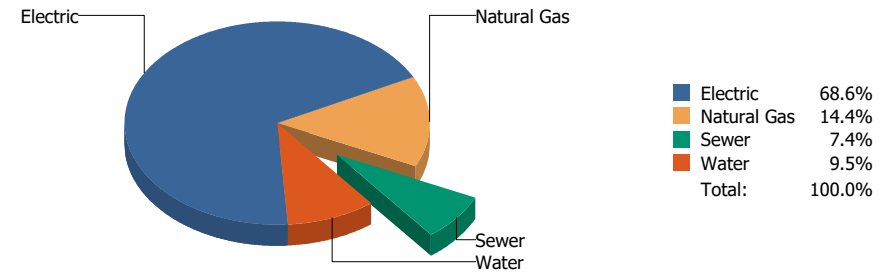


Commodity	Common Use	Energy Use	Energy Use / Area	Total Cost	Cost / Unit	Cost / Area
Place: [CHARLES] H.E. CHARLES MIDDLE SCHOOL 045 [BUILDING]						
Area: 107,867 ft²						
Billing Period: Jan 2025						
ELECTRIC	35,192.00 kWh	120,075 Kbtu	1.113 Kbtu/ft²	\$7,703.72	\$0.219 /kWh	\$0.071 /ft²
NATURALGAS	4,523.00 CCF	468,583 Kbtu	4.344 Kbtu/ft²	\$4,370.35	\$0.966 /CCF	\$0.040 /ft²
SEWER	315.00 CCF			\$1,842.27	\$5.848 /CCF	\$0.017 /ft²
WATER	40.00 CCF			\$739.26	\$18.482 /CCF	\$0.007 /ft²
Totals:		588,658 Kbtu	5.457 Kbtu/ft²	\$14,655.60		

Energy

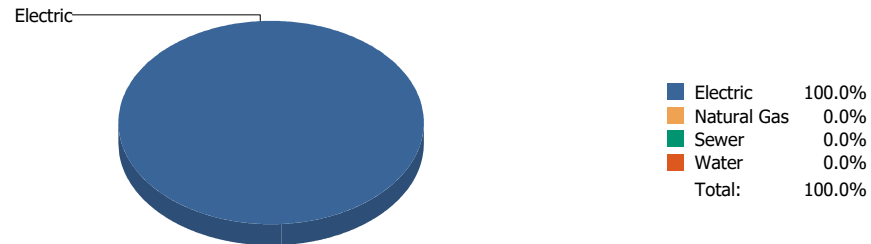


Cost

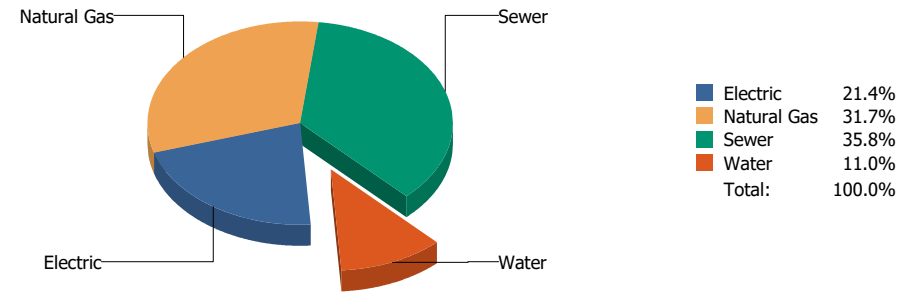


Commodity	Common Use	Energy Use	Energy Use / Area	Total Cost	Cost / Unit	Cost / Area
Place: [CIELO-VISTA] CIELO VISTA ELEMENTARY SCHOOL [BUILDING]						
Area: 66,034 ft²						
Billing Period: Jan 2025						
ELECTRIC	29,219.00 kWh	99,695 Kbtu	1.510 Kbtu/ft²	\$5,862.95	\$0.201 /kWh	\$0.089 /ft²
NATURALGAS	853.00 CCF	88,371 Kbtu	1.338 Kbtu/ft²	\$1,233.63	\$1.446 /CCF	\$0.019 /ft²
SEWER	61.00 CCF			\$632.09	\$10.362 /CCF	\$0.010 /ft²
WATER	61.00 CCF			\$813.33	\$13.333 /CCF	\$0.012 /ft²
Totals:		188,066 Kbtu	2.848 Kbtu/ft²	\$8,542.00		

Energy

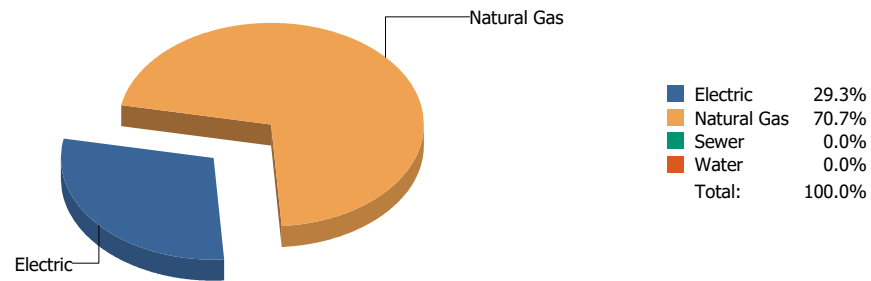


Cost

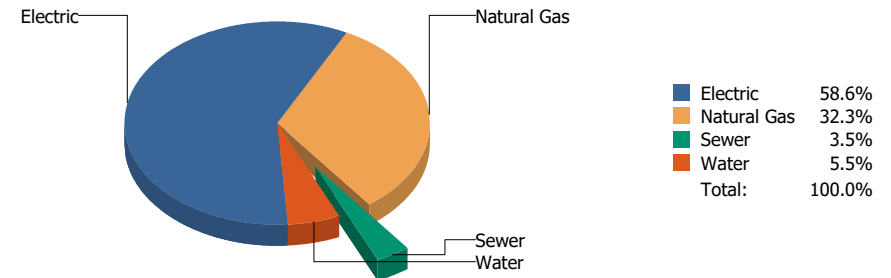


Commodity	Common Use	Energy Use	Energy Use / Area	Total Cost	Cost / Unit	Cost / Area
Place: [CLARDY] CLARDY ELEMENTARY SCHOOL [BUILDING]						
Area: 70,700 ft²						
Billing Period: Jan 2025						
ELECTRIC	2,296.00 kWh	7,834 Kbtu	0.111 Kbtu/ft²	\$340.71	\$0.148 /kWh	\$0.005 /ft²
NATURALGAS	0.00 CCF	0 Kbtu	0.000 Kbtu/ft²	\$504.64	\$0.000 /CCF	\$0.007 /ft²
SEWER	0.00 CCF			\$569.88	\$0.000 /CCF	\$0.008 /ft²
WATER	0.00 CCF			\$175.23	\$0.000 /CCF	\$0.002 /ft²
Totals:		7,834 Kbtu	0.111 Kbtu/ft²	\$1,590.46		

Energy

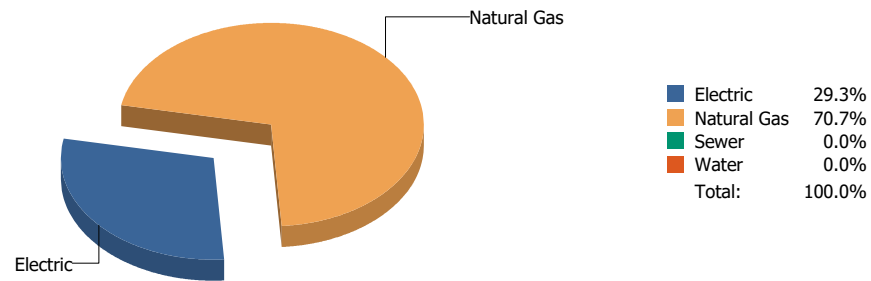


Cost

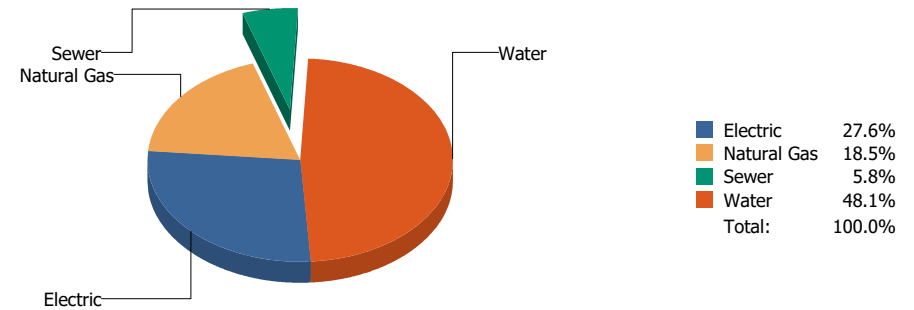


Commodity	Common Use	Energy Use	Energy Use / Area	Total Cost	Cost / Unit	Cost / Area
Place: [CLEDENIN] CLEDENIN ELEMENTARY SCHOOL [BUILDING]						
Area: 62,721 ft²						
Billing Period: Jan 2025						
ELECTRIC	21,630.00 kWh	73,802 Kbtu	1.177 Kbtu/ft²	\$3,130.31	\$0.145 /kWh	\$0.050 /ft²
NATURALGAS	1,722.00 CCF	178,399 Kbtu	2.844 Kbtu/ft²	\$1,724.07	\$1.001 /CCF	\$0.027 /ft²
SEWER	3.00 CCF			\$189.31	\$63.103 /CCF	\$0.003 /ft²
WATER	8.00 CCF			\$295.62	\$36.953 /CCF	\$0.005 /ft²
Totals:		252,201 Kbtu	4.021 Kbtu/ft²	\$5,339.31		

Energy

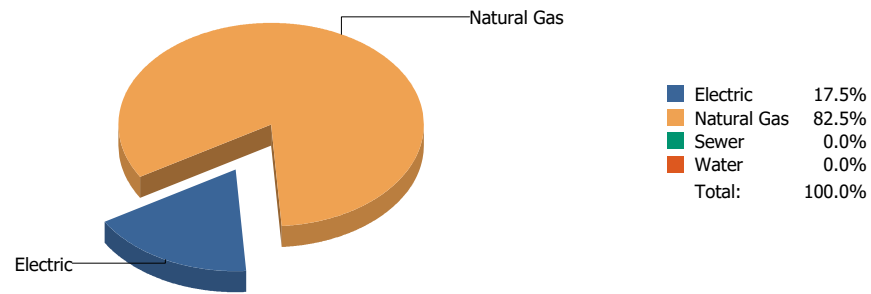


Cost

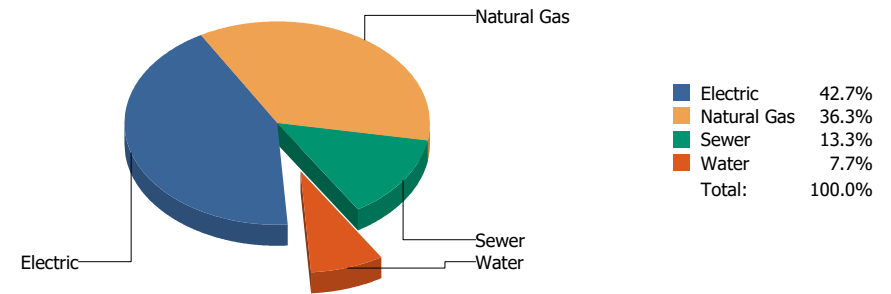


Commodity	Common Use	Energy Use	Energy Use / Area	Total Cost	Cost / Unit	Cost / Area
Place: [COLDWELL] COLDWELL ELEMENTARY SCHOOL [BUILDING]						
Area: 67,310 ft²						
Billing Period: Jan 2025						
ELECTRIC	23,443.00 kWh	79,988 Kbtu	1.188 Kbtu/ft²	\$3,125.77	\$0.133 /kWh	\$0.046 /ft²
NATURALGAS	1,867.00 CCF	193,421 Kbtu	2.874 Kbtu/ft²	\$2,100.74	\$1.125 /CCF	\$0.031 /ft²
SEWER	40.00 CCF			\$653.32	\$16.333 /CCF	\$0.010 /ft²
WATER	525.00 CCF			\$5,457.99	\$10.396 /CCF	\$0.081 /ft²
Totals:		273,409 Kbtu	4.062 Kbtu/ft²	\$11,337.82		

Energy

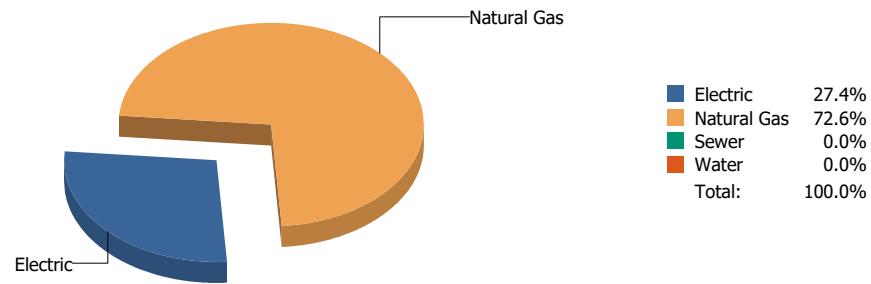


Cost

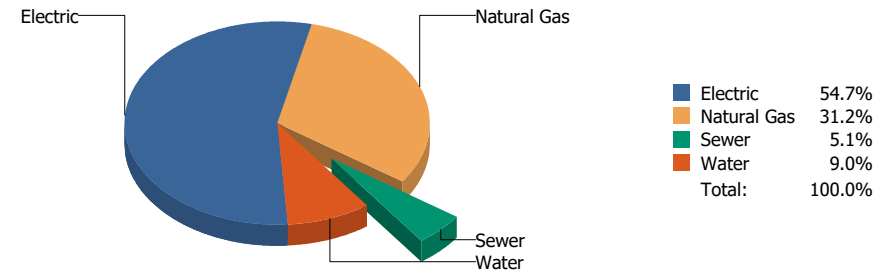


Commodity	Common Use	Energy Use	Energy Use / Area	Total Cost	Cost / Unit	Cost / Area
Place: [COOLEY] COOLEY ELEMENTARY SCHOOL [BUILDING]						
Area: 95,590 ft²						
Billing Period: Jan 2025						
ELECTRIC	32,892.00 kWh	112,228 Kbtu	1.174 Kbtu/ft²	\$5,737.32	\$0.174 /kWh	\$0.060 /ft²
NATURALGAS	5,113.00 CCF	529,707 Kbtu	5.541 Kbtu/ft²	\$4,874.25	\$0.953 /CCF	\$0.051 /ft²
SEWER	183.00 CCF			\$1,785.19	\$9.755 /CCF	\$0.018 /ft²
WATER	65.00 CCF			\$1,035.06	\$15.924 /CCF	\$0.011 /ft²
Totals:		641,934 Kbtu	6.715 Kbtu/ft²	\$13,431.82		

Energy

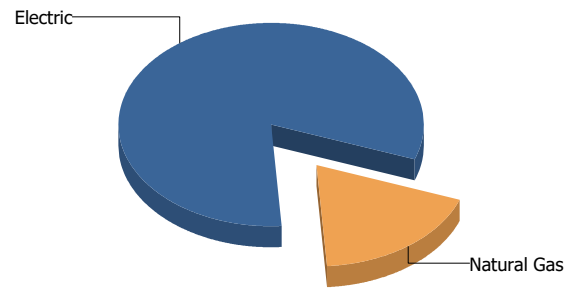


Cost



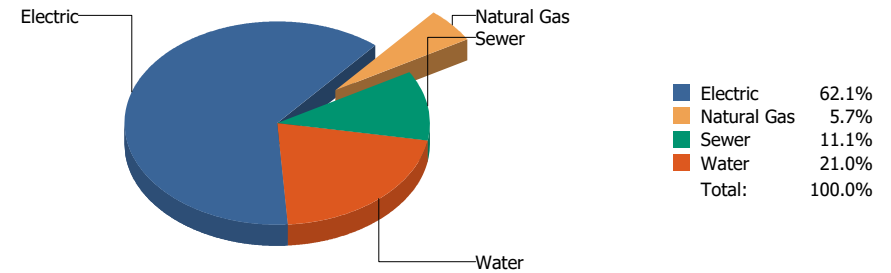
Commodity	Common Use	Energy Use	Energy Use / Area	Total Cost	Cost / Unit	Cost / Area
Place: [CORONADO] CORONADO HIGH SCHOOL 005 [BUILDING]						
Area: 406,757 ft²						
Billing Period: Jan 2025						
ELECTRIC	141,421.00 kWh	482,528 Kbtu	1.186 Kbtu/ft²	\$25,503.16	\$0.180 /kWh	\$0.062 /ft²
NATURALGAS	12,323.00 CCF	1,276,663 Kbtu	3.139 Kbtu/ft²	\$14,569.67	\$1.182 /CCF	\$0.035 /ft²
SEWER	381.00 CCF			\$2,365.63	\$6.209 /CCF	\$0.006 /ft²
WATER	899.00 CCF			\$4,203.92	\$4.676 /CCF	\$0.010 /ft²
Totals:		1,759,191 Kbtu	4.325 Kbtu/ft²	\$46,642.38		

Energy



Electric	81.8%
Natural Gas	18.2%
Sewer	0.0%
Water	0.0%
Total:	100.0%

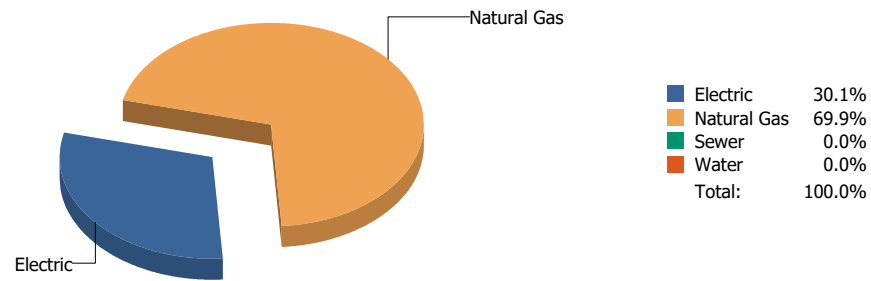
Cost



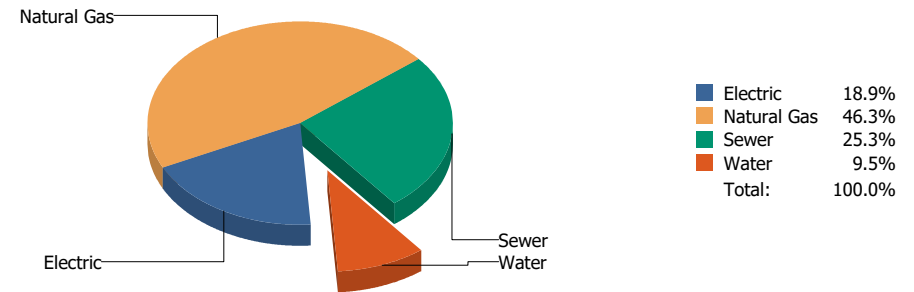
Electric	62.1%
Natural Gas	5.7%
Sewer	11.1%
Water	21.0%
Total:	100.0%

Commodity	Common Use	Energy Use	Energy Use / Area	Total Cost	Cost / Unit	Cost / Area
Place: [CROCKETT_1] CROCKETT ELEMENTARY SCHOOL 112 [BUILDING]						
Area: 92,585 ft²						
Billing Period: Jan 2025						
ELECTRIC	32,206.00 kWh	109,887 Kbtu	1.187 Kbtu/ft²	\$4,905.09	\$0.152 /kWh	\$0.053 /ft²
NATURALGAS	236.00 CCF	24,450 Kbtu	0.264 Kbtu/ft²	\$453.99	\$1.924 /CCF	\$0.005 /ft²
SEWER	88.00 CCF			\$878.40	\$9.982 /CCF	\$0.009 /ft²
WATER	192.00 CCF			\$1,659.38	\$8.643 /CCF	\$0.018 /ft²
Totals:		134,336 Kbtu	1.451 Kbtu/ft²	\$7,896.86		

Energy

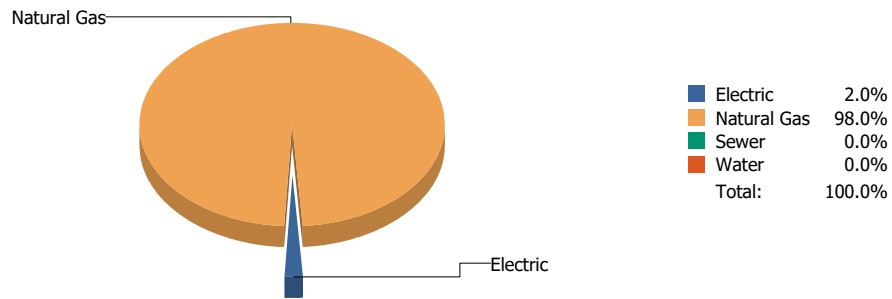


Cost

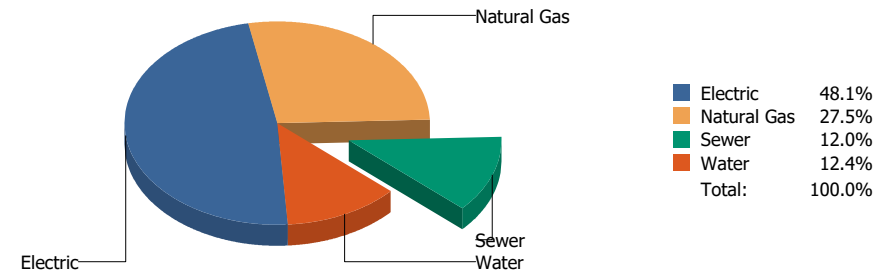


Commodity	Common Use	Energy Use	Energy Use / Area	Total Cost	Cost / Unit	Cost / Area
Place: [CROSBY] CROSBY PLANETARIUM [BUILDING]						
Area: 83,100 ft²						
Billing Period: Jan 2025						
ELECTRIC	2,322.00 kWh	7,923 Kbtu	0.095 Kbtu/ft²	\$267.25	\$0.115 /kWh	\$0.003 /ft²
NATURALGAS	178.00 CCF	18,441 Kbtu	0.222 Kbtu/ft²	\$656.78	\$3.690 /CCF	\$0.008 /ft²
SEWER	1.00 CCF			\$358.97	\$358.970 /CCF	\$0.004 /ft²
WATER	1.00 CCF			\$134.47	\$134.470 /CCF	\$0.002 /ft²
Totals:		26,363 Kbtu	0.317 Kbtu/ft²	\$1,417.47		

Energy

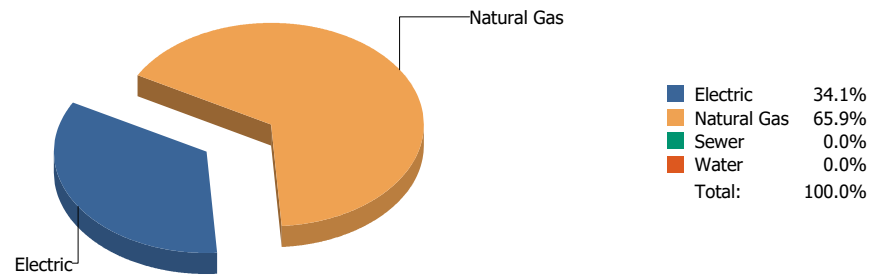


Cost

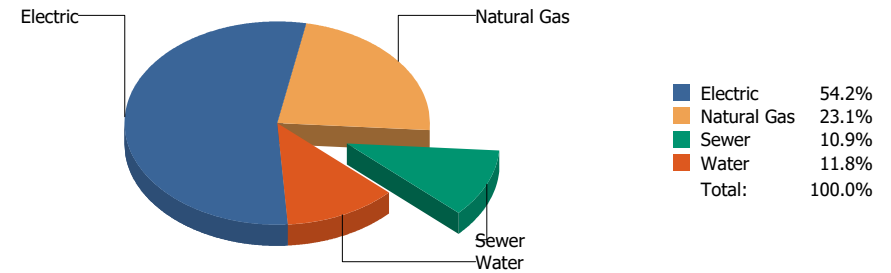


Commodity	Common Use	Energy Use	Energy Use / Area	Total Cost	Cost / Unit	Cost / Area
Place: [DELTA ACADEMY_1] DELTA ACADEMY 025 [BUILDING]						
Area: 3,627 ft²						
Billing Period: Jan 2025						
ELECTRIC	201.00 kWh	686 Kbtu	0.189 Kbtu/ft²	\$537.65	\$2.675 /kWh	\$0.148 /ft²
NATURALGAS	330.00 CCF	34,188 Kbtu	9.426 Kbtu/ft²	\$307.51	\$0.932 /CCF	\$0.085 /ft²
SEWER	14.00 CCF			\$133.51	\$9.536 /CCF	\$0.037 /ft²
WATER	19.00 CCF			\$138.01	\$7.264 /CCF	\$0.038 /ft²
Totals:		34,874 Kbtu	9.615 Kbtu/ft²	\$1,116.68		

Energy

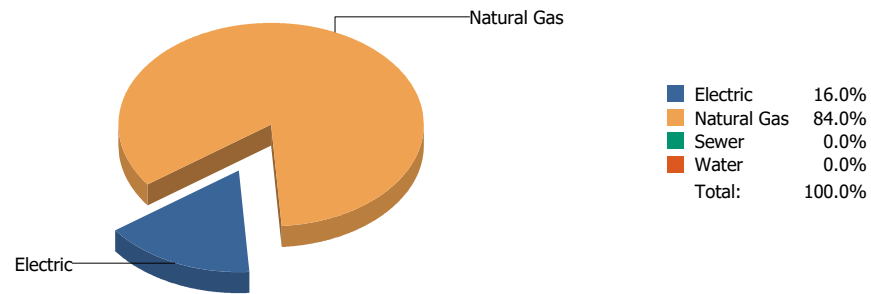


Cost

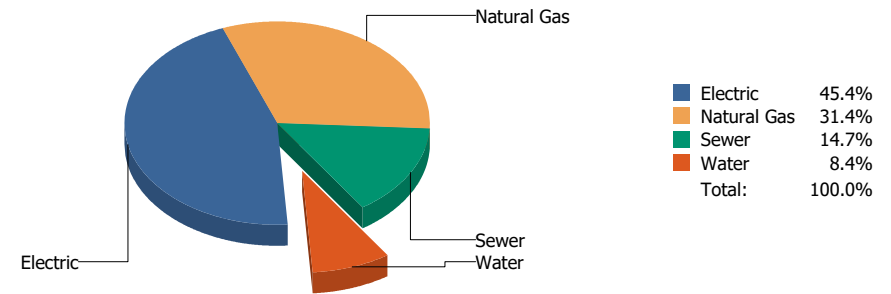


Commodity	Common Use	Energy Use	Energy Use / Area	Total Cost	Cost / Unit	Cost / Area
Place: [DELTA_OPERATIONS_CENTER_] DELTA OPERATIONS CENTER [BUILDING]						
Area: 0 ft²						
Billing Period: Jan 2025						
ELECTRIC	40,157.00 kWh	137,016 Kbtu		\$4,973.40	\$0.124 /kWh	
NATURALGAS	2,553.00 CCF	264,491 Kbtu		\$2,118.40	\$0.830 /CCF	
SEWER	155.00 CCF			\$1,001.51	\$6.461 /CCF	
WATER	189.00 CCF			\$1,087.45	\$5.754 /CCF	
Totals:		401,506 Kbtu		\$9,180.76		

Energy

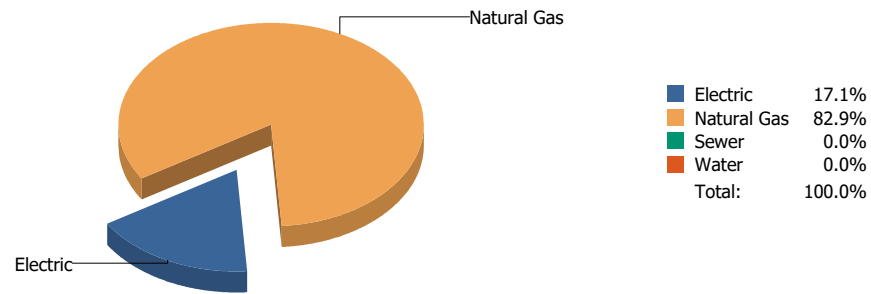


Cost

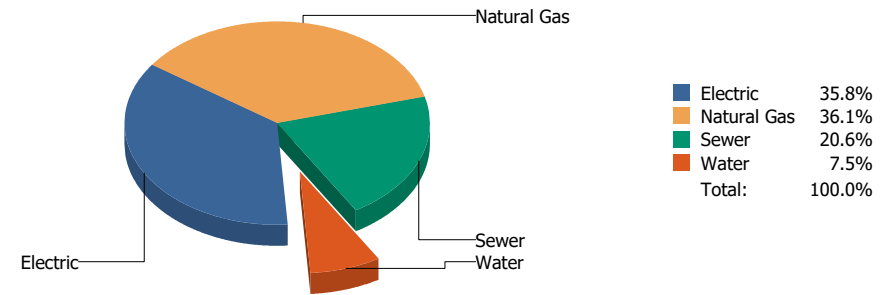


Commodity	Common Use	Energy Use	Energy Use / Area	Total Cost	Cost / Unit	Cost / Area
Place: [DONHASKINSPK8] DON HASKINS PK-8 051 [BUILDING]						
Area: 163,678 ft²						
Billing Period: Jan 2025						
ELECTRIC	34,822.00 kWh	118,813 Kbtu	0.726 Kbtu/ft²	\$7,773.21	\$0.223 /kWh	\$0.047 /ft²
NATURALGAS	6,007.00 CCF	622,325 Kbtu	3.802 Kbtu/ft²	\$5,386.39	\$0.897 /CCF	\$0.033 /ft²
SEWER	305.00 CCF			\$2,527.03	\$8.285 /CCF	\$0.015 /ft²
WATER	73.00 CCF			\$1,445.88	\$19.807 /CCF	\$0.009 /ft²
Totals:		741,138 Kbtu	4.528 Kbtu/ft²	\$17,132.51		

Energy

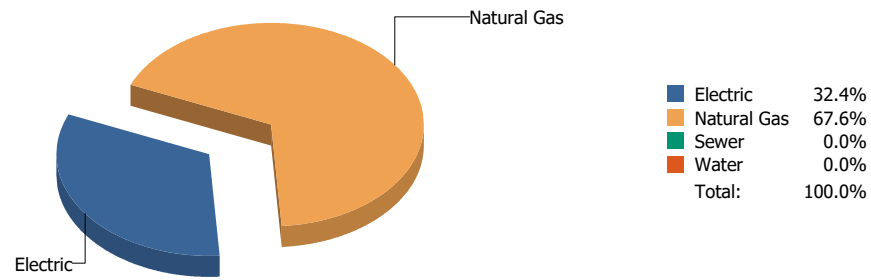


Cost

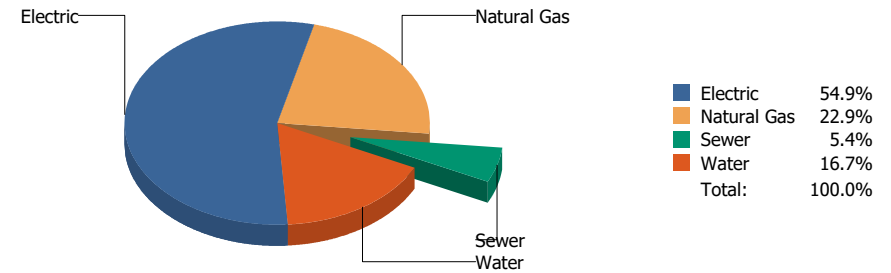


Commodity	Common Use	Energy Use	Energy Use / Area	Total Cost	Cost / Unit	Cost / Area
Place: [DOUGLASS] DOUGLASS ELEMENTARY SCHOOL 114 [BUILDING]						
Area: 86,903 ft²						
Billing Period: Jan 2025						
ELECTRIC	21,038.00 kWh	71,782 Kbtu	0.826 Kbtu/ft²	\$3,338.70	\$0.159 /kWh	\$0.038 /ft²
NATURALGAS	3,352.00 CCF	347,267 Kbtu	3.996 Kbtu/ft²	\$3,369.50	\$1.005 /CCF	\$0.039 /ft²
SEWER	365.00 CCF			\$1,923.98	\$5.271 /CCF	\$0.022 /ft²
WATER	88.00 CCF			\$699.25	\$7.946 /CCF	\$0.008 /ft²
Totals:		419,049 Kbtu	4.822 Kbtu/ft²	\$9,331.43		

Energy

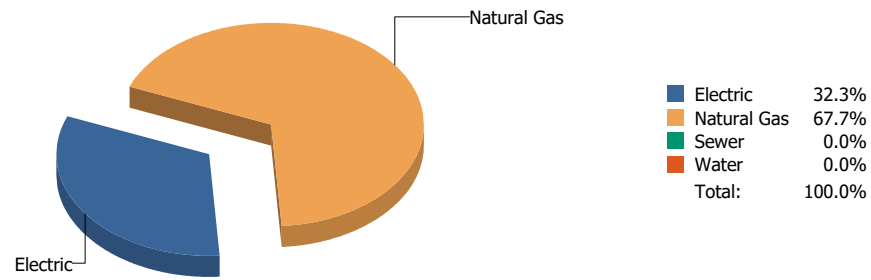


Cost

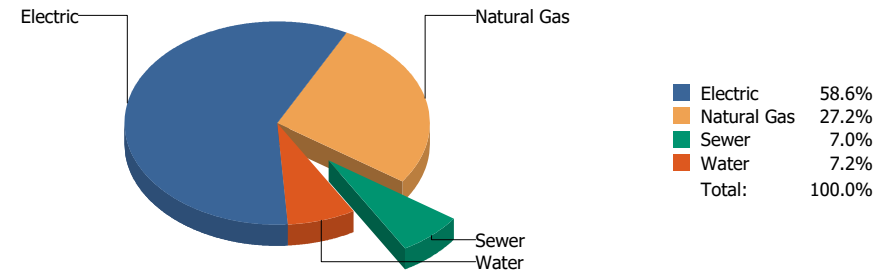


Commodity	Common Use	Energy Use	Energy Use / Area	Total Cost	Cost / Unit	Cost / Area
Place: [DRHORNEDOMIDDLESCHOOL_1] DR. HORNEDO MIDDLE SCHOOL 058 [BUILDING]						
Area: 184,871 ft²						
Billing Period: Jan 2025						
ELECTRIC	63,249.00 kWh	215,806 Kbtu	1.167 Kbtu/ft²	\$9,521.28	\$0.151 /kWh	\$0.052 /ft²
NATURALGAS	4,352.00 CCF	450,867 Kbtu	2.439 Kbtu/ft²	\$3,971.88	\$0.913 /CCF	\$0.021 /ft²
SEWER	85.00 CCF			\$938.37	\$11.040 /CCF	\$0.005 /ft²
WATER	297.00 CCF			\$2,897.63	\$9.756 /CCF	\$0.016 /ft²
Totals:		666,673 Kbtu	3.606 Kbtu/ft²	\$17,329.16		

Energy

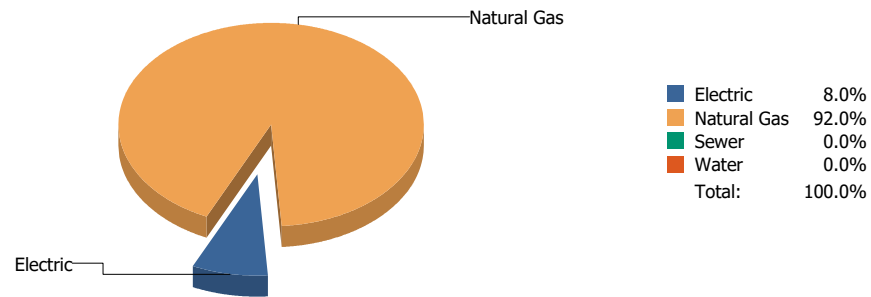


Cost

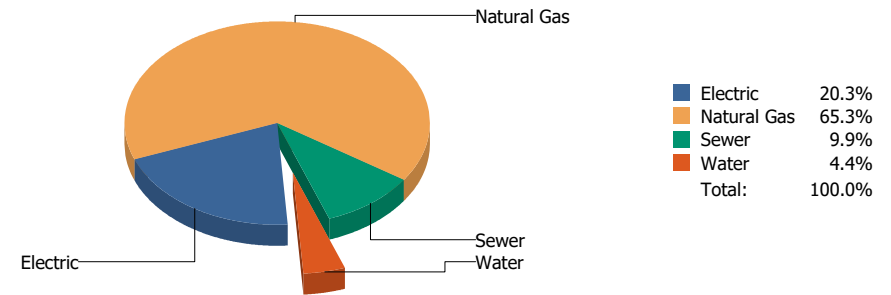


Commodity	Common Use	Energy Use	Energy Use / Area	Total Cost	Cost / Unit	Cost / Area
Place: [EL-PASO-HIGH] EL PASO HIGH SCHOOL 006 [BUILDING]						
Area: 236,062 ft²						
Billing Period: Jan 2025						
ELECTRIC	122,319.00 kWh	417,352 Kbtu	1.768 Kbtu/ft²	\$19,843.07	\$0.162 /kWh	\$0.083 /ft²
NATURALGAS	8,437.00 CCF	874,073 Kbtu	3.703 Kbtu/ft²	\$9,229.27	\$1.094 /CCF	\$0.039 /ft²
SEWER	252.00 CCF			\$2,376.52	\$9.431 /CCF	\$0.010 /ft²
WATER	221.00 CCF			\$2,428.10	\$10.987 /CCF	\$0.010 /ft²
Totals:		1,291,426 Kbtu	5.471 Kbtu/ft²	\$33,876.96		

Energy

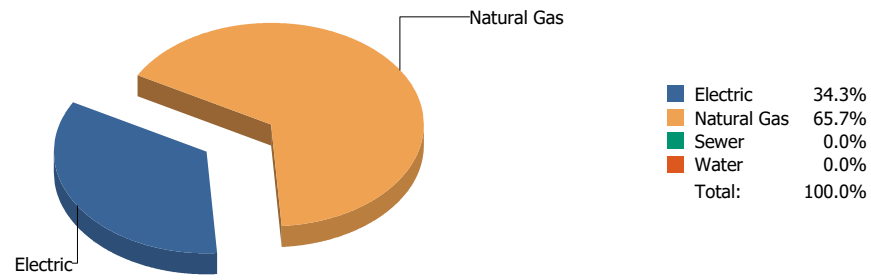


Cost

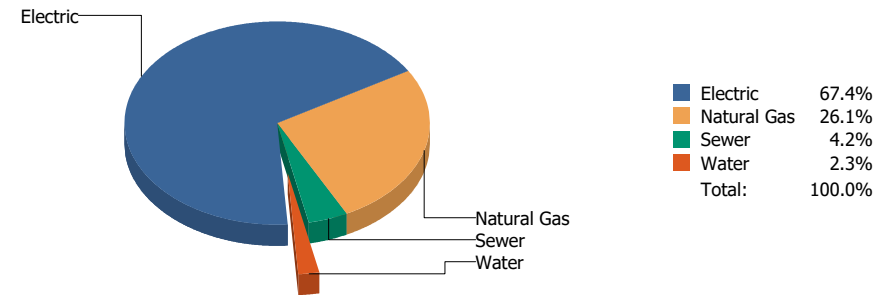


Commodity	Common Use	Energy Use	Energy Use / Area	Total Cost	Cost / Unit	Cost / Area
Place: [FINEARTSMULTI-MEDIACENTER] FINE ARTS/MULTI-MEDIA CENTER [BUILDING]						
Area: 27,633 ft²						
Billing Period: Jan 2025						
ELECTRIC	10,339.00 kWh	35,277 Kbtu	1.277 Kbtu/ft²	\$1,125.65	\$0.109 /kWh	\$0.041 /ft²
NATURALGAS	3,939.00 CCF	408,080 Kbtu	14.768 Kbtu/ft²	\$3,618.90	\$0.919 /CCF	\$0.131 /ft²
SEWER	94.00 CCF			\$546.94	\$5.819 /CCF	\$0.020 /ft²
WATER	20.00 CCF			\$246.38	\$12.319 /CCF	\$0.009 /ft²
Totals:		443,357 Kbtu	16.044 Kbtu/ft²	\$5,537.87		

Energy

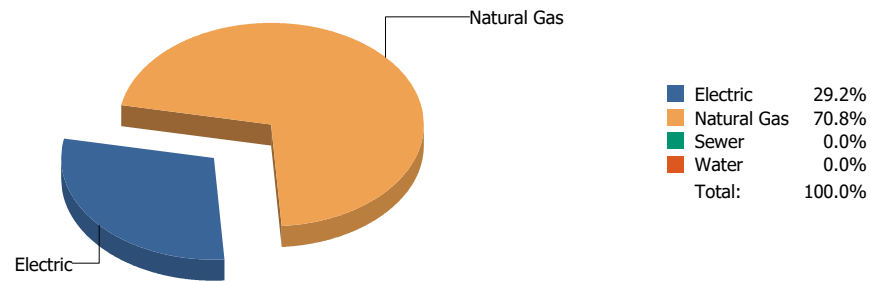


Cost

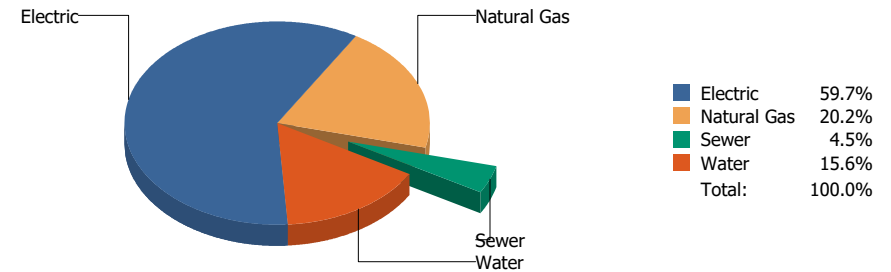


Commodity	Common Use	Energy Use	Energy Use / Area	Total Cost	Cost / Unit	Cost / Area
Place: [FRANKLIN] FRANKLIN HIGH SCHOOL 010 [BUILDING]						
Area: 329,377 ft²						
Billing Period: Jan 2025						
ELECTRIC	147,099.00 kWh	501,902 Kbtu	1.524 Kbtu/ft²	\$21,786.71	\$0.148 /kWh	\$0.066 /ft²
NATURALGAS	9,294.00 CCF	962,858 Kbtu	2.923 Kbtu/ft²	\$8,448.30	\$0.909 /CCF	\$0.026 /ft²
SEWER	189.00 CCF			\$1,347.09	\$7.127 /CCF	\$0.004 /ft²
WATER	22.00 CCF			\$735.50	\$33.432 /CCF	\$0.002 /ft²
Totals:		1,464,760 Kbtu	4.447 Kbtu/ft²	\$32,317.60		

Energy

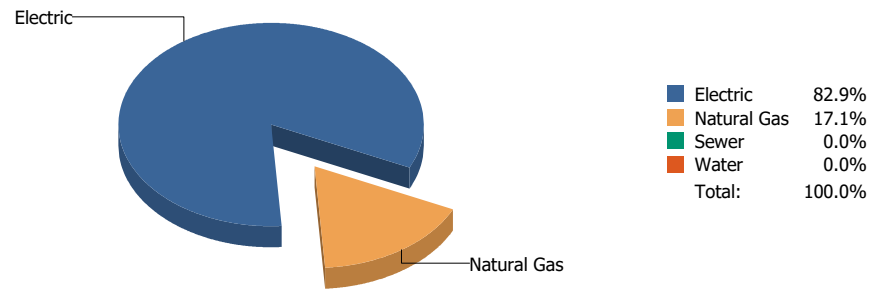


Cost

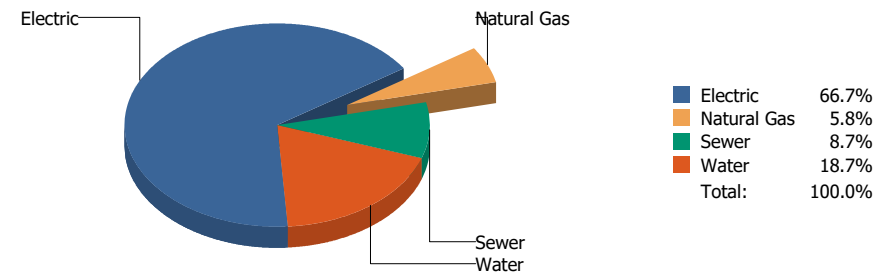


Commodity	Common Use	Energy Use	Energy Use / Area	Total Cost	Cost / Unit	Cost / Area
Place: [FRANKLIN9THGRADECENTER_2] FRANKLIN 9TH GRADE CENTER 053 [BUILDING]						
Area: 193,158 ft²						
Billing Period: Jan 2025						
ELECTRIC	61,255.00 kWh	209,002 Kbtu	1.082 Kbtu/ft²	\$13,078.98	\$0.214 /kWh	\$0.068 /ft²
NATURALGAS	4,895.00 CCF	507,122 Kbtu	2.625 Kbtu/ft²	\$4,435.95	\$0.906 /CCF	\$0.023 /ft²
SEWER	97.00 CCF			\$985.53	\$10.160 /CCF	\$0.005 /ft²
WATER	876.00 CCF			\$3,424.14	\$3.909 /CCF	\$0.018 /ft²
Totals:		716,124 Kbtu	3.707 Kbtu/ft²	\$21,924.60		

Energy

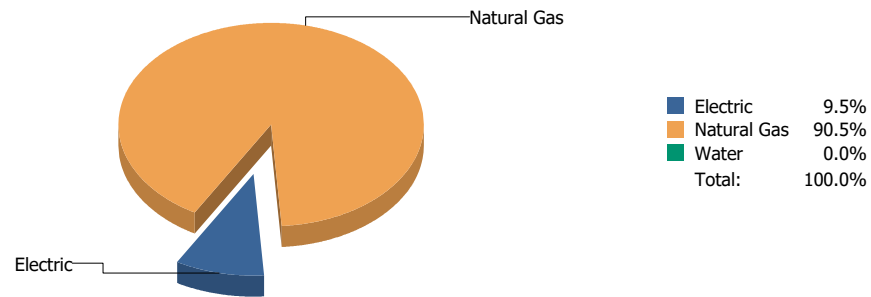


Cost

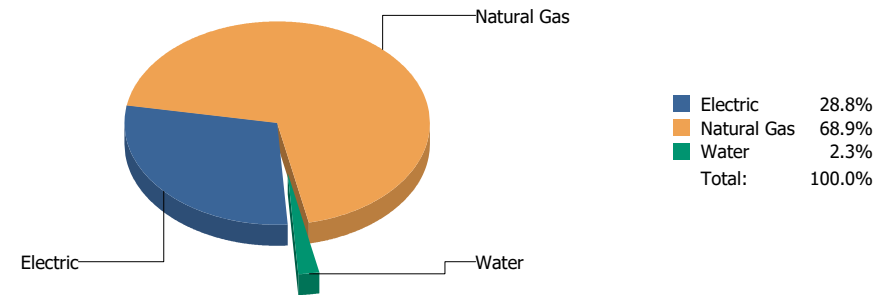


Commodity	Common Use	Energy Use	Energy Use / Area	Total Cost	Cost / Unit	Cost / Area
Place: [GABRIEL_NAVARETTEMIDDLE] GABRIEL NAVARRETE MIDDLE SCHOOL [BUILDING]						
Area: 0 ft²						
Billing Period: Jan 2025						
ELECTRIC	73,107.00 kWh	249,441 Kbtu		\$10,764.42	\$0.147 /kWh	
NATURALGAS	496.00 CCF	51,386 Kbtu		\$939.17	\$1.893 /CCF	
SEWER	50.00 CCF			\$1,405.14	\$28.103 /CCF	
WATER	252.00 CCF			\$3,023.97	\$12.000 /CCF	
Totals:		300,827 Kbtu		\$16,132.70		

Energy

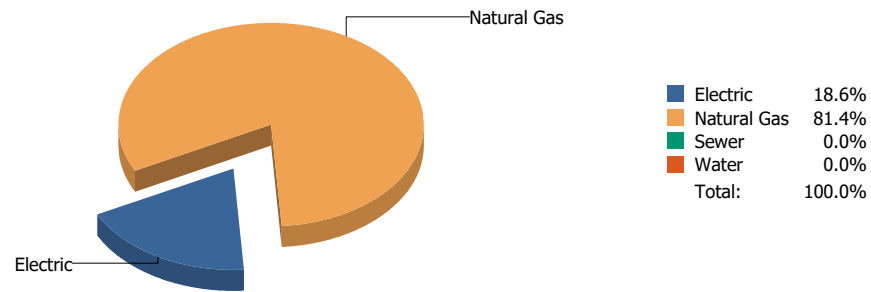


Cost

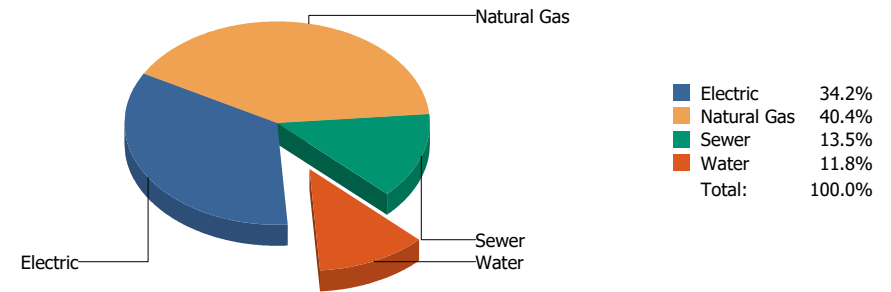


Commodity	Common Use	Energy Use	Energy Use / Area	Total Cost	Cost / Unit	Cost / Area
Place: [GAMBLE] JAMES GAMBLE WAREHOUSE [BUILDING]						
Area: 53,241 ft²						
Billing Period: Jan 2025						
ELECTRIC	14,917.00 kWh	50,897 Kbtu	0.956 Kbtu/ft²	\$1,775.94	\$0.119 /kWh	\$0.033 /ft²
NATURALGAS	4,676.00 CCF	484,434 Kbtu	9.099 Kbtu/ft²	\$4,248.62	\$0.909 /CCF	\$0.080 /ft²
WATER	0.00 CCF			\$141.18	\$0.000 /CCF	\$0.003 /ft²
Totals:		535,330 Kbtu	10.055 Kbtu/ft²	\$6,165.74		

Energy

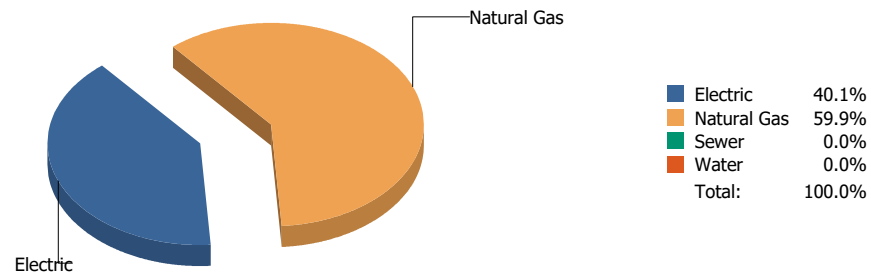


Cost

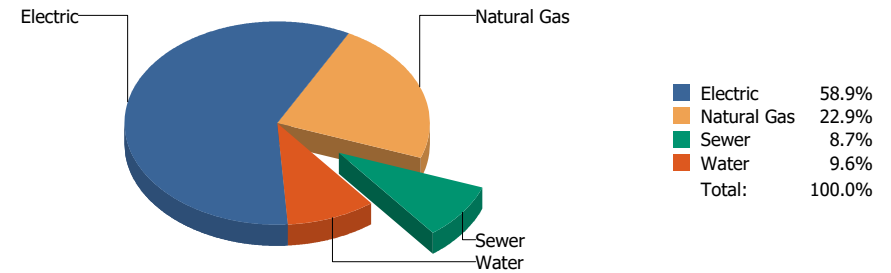


Commodity	Common Use	Energy Use	Energy Use / Area	Total Cost	Cost / Unit	Cost / Area
Place: [GREEN] GREEN ELEMENTARY SCHOOL 162 [BUILDING]						
Area: 88,156 ft²						
Billing Period: Jan 2025						
ELECTRIC	23,198.00 kWh	79,152 Kbtu	0.898 Kbtu/ft²	\$2,842.26	\$0.123 /kWh	\$0.032 /ft²
NATURALGAS	3,337.00 CCF	345,713 Kbtu	3.922 Kbtu/ft²	\$3,356.62	\$1.006 /CCF	\$0.038 /ft²
SEWER	87.00 CCF			\$1,123.75	\$12.917 /CCF	\$0.013 /ft²
WATER	78.00 CCF			\$979.78	\$12.561 /CCF	\$0.011 /ft²
Totals:		424,865 Kbtu	4.819 Kbtu/ft²	\$8,302.41		

Energy

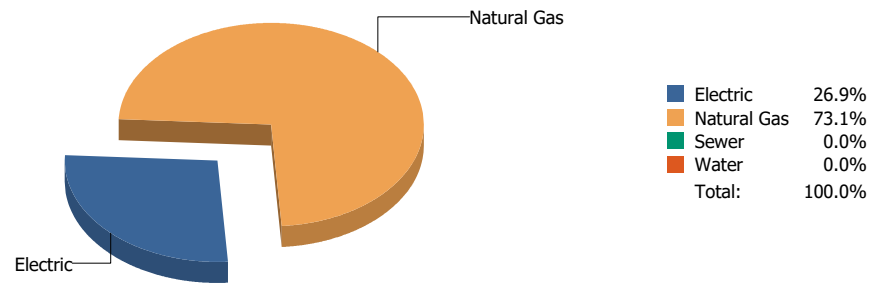


Cost

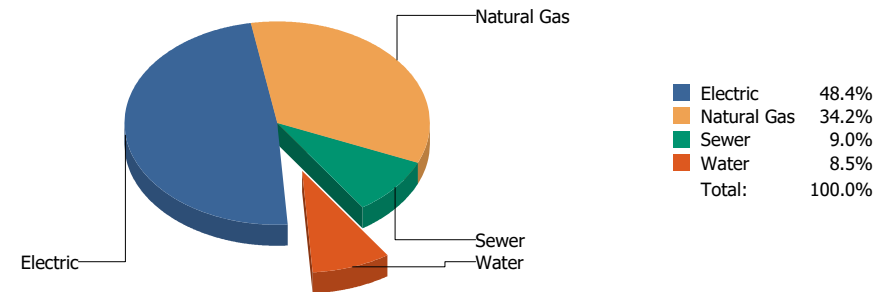


Commodity	Common Use	Energy Use	Energy Use / Area	Total Cost	Cost / Unit	Cost / Area
Place: [GUERRERO] ROSA GUERRERO ELEMENTARY 163 [BUILDING]						
Area: 88,641 ft²						
Billing Period: Jan 2025						
ELECTRIC	36,347.00 kWh	124,016 Kbtu	1.399 Kbtu/ft²	\$5,236.61	\$0.144 /kWh	\$0.059 /ft²
NATURALGAS	1,788.00 CCF	185,237 Kbtu	2.090 Kbtu/ft²	\$2,033.11	\$1.137 /CCF	\$0.023 /ft²
SEWER	51.00 CCF			\$770.31	\$15.104 /CCF	\$0.009 /ft²
WATER	138.00 CCF			\$852.14	\$6.175 /CCF	\$0.009 /ft²
Totals:		309,253 Kbtu	3.489 Kbtu/ft²	\$8,892.17		

Energy

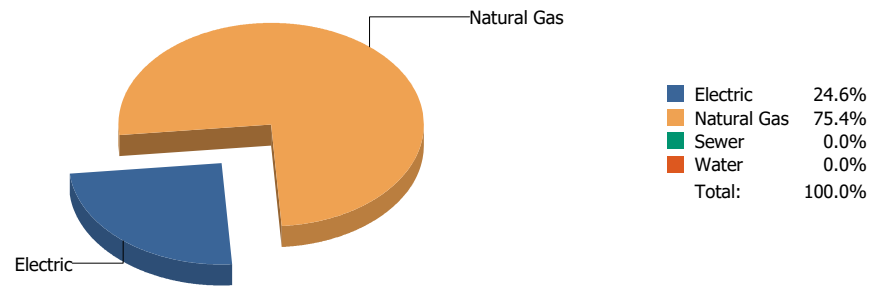


Cost

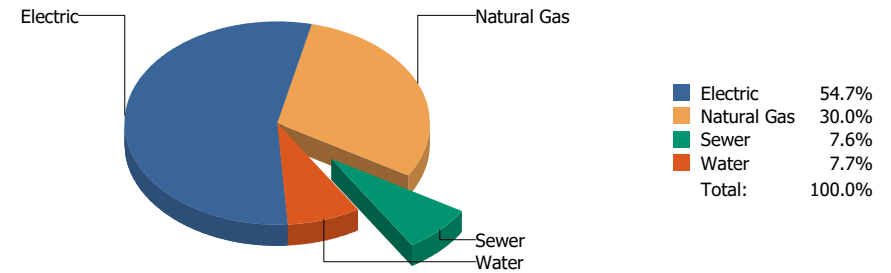


Commodity	Common Use	Energy Use	Energy Use / Area	Total Cost	Cost / Unit	Cost / Area
Place: [GUILLEN] GUILLEN MIDDLE SCHOOL 044 [BUILDING]						
Area: 223,773 ft²						
Billing Period: Jan 2025						
ELECTRIC	40,364.00 kWh	137,722 Kbtu	0.615 Kbtu/ft²	\$5,149.20	\$0.128 /kWh	\$0.023 /ft²
NATURALGAS	3,611.00 CCF	374,100 Kbtu	1.672 Kbtu/ft²	\$3,641.50	\$1.008 /CCF	\$0.016 /ft²
SEWER	98.00 CCF			\$955.02	\$9.745 /CCF	\$0.004 /ft²
WATER	119.00 CCF			\$899.98	\$7.563 /CCF	\$0.004 /ft²
Totals:		511,822 Kbtu	2.287 Kbtu/ft²	\$10,645.70		

Energy

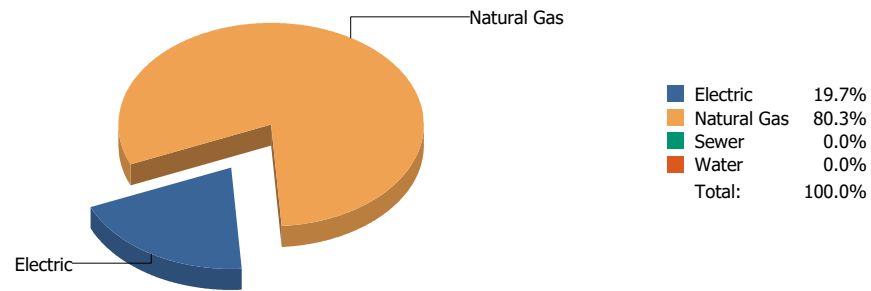


Cost

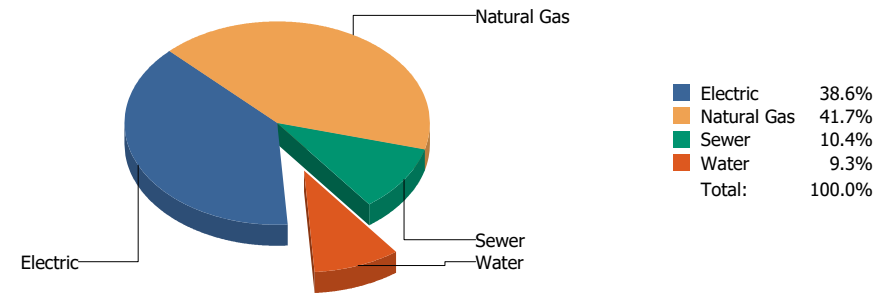


Commodity	Common Use	Energy Use	Energy Use / Area	Total Cost	Cost / Unit	Cost / Area
Place: [HART] HART ELEMENTARY SCHOOL 118 [BUILDING]						
Area: 63,357 ft²						
Billing Period: Jan 2025						
ELECTRIC	27,019.00 kWh	92,189 Kbtu	1.455 Kbtu/ft²	\$4,718.53	\$0.175 /kWh	\$0.074 /ft²
NATURALGAS	2,732.00 CCF	283,035 Kbtu	4.467 Kbtu/ft²	\$2,587.36	\$0.947 /CCF	\$0.041 /ft²
SEWER	67.00 CCF			\$655.67	\$9.786 /CCF	\$0.010 /ft²
WATER	58.00 CCF			\$661.54	\$11.406 /CCF	\$0.010 /ft²
Totals:		375,224 Kbtu	5.922 Kbtu/ft²	\$8,623.10		

Energy



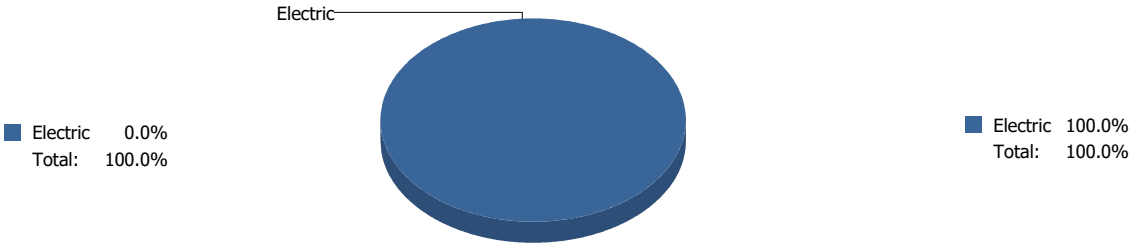
Cost



Commodity	Common Use	Energy Use	Energy Use / Area	Total Cost	Cost / Unit	Cost / Area
Place: [HAWKINS] HAWKINS ELEMENTARY SCHOOL 119 [BUILDING]						
Area: 57,207 ft²						
Billing Period: Jan 2025						
ELECTRIC	17,661.00 kWh	60,259 Kbtu	1.053 Kbtu/ft²	\$2,101.77	\$0.119 /kWh	\$0.037 /ft²
NATURALGAS	2,365.00 CCF	245,014 Kbtu	4.283 Kbtu/ft²	\$2,273.76	\$0.961 /CCF	\$0.040 /ft²
SEWER	54.00 CCF			\$567.26	\$10.505 /CCF	\$0.010 /ft²
WATER	30.00 CCF			\$506.50	\$16.883 /CCF	\$0.009 /ft²
Totals:		305,273 Kbtu	5.336 Kbtu/ft²	\$5,449.29		

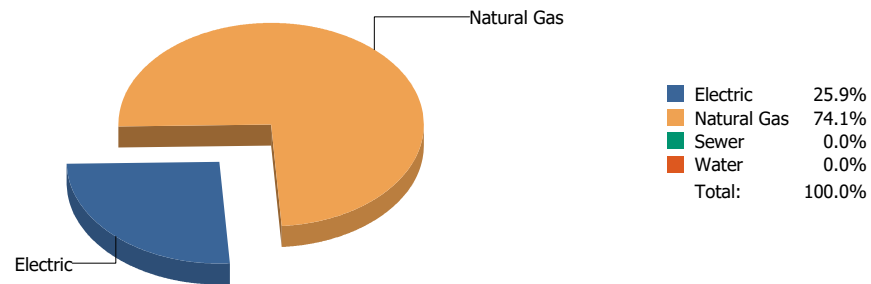
Energy

Cost

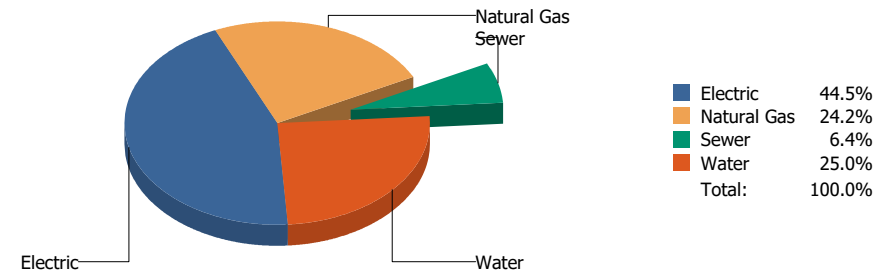


Commodity	Common Use	Energy Use	Energy Use / Area	Total Cost	Cost / Unit	Cost / Area
Place: [HERCULES] HERCULES COTTAGES Lafarelle 141A [BUILDING]						
Area: 10,160 ft²						
Billing Period: Jan 2025						
ELECTRIC	0.00 kWh	0 Kbtu	0.000 Kbtu/ft²	\$37.58	\$0.000 /kWh	\$0.004 /ft²
Totals:		0 Kbtu	0.000 Kbtu/ft²	\$37.58		

Energy

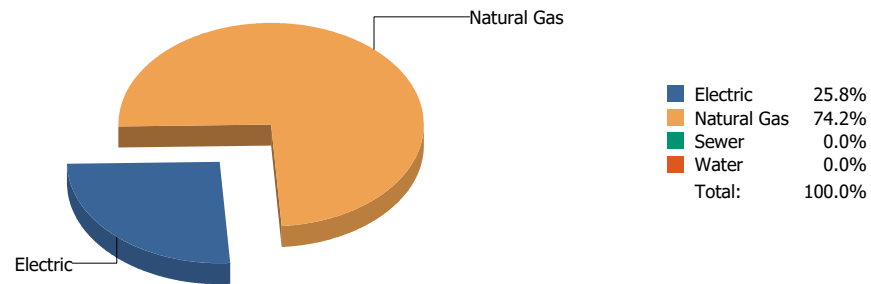


Cost

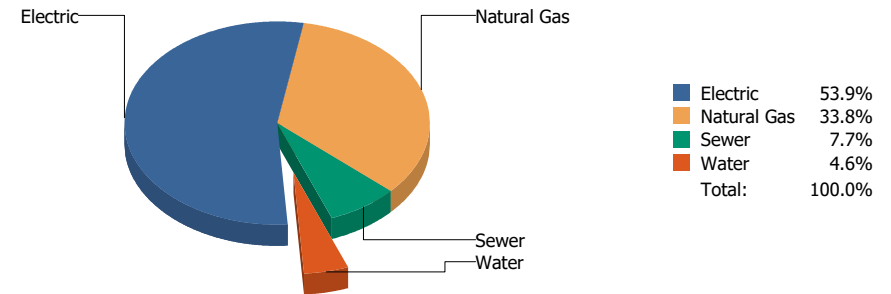


Commodity	Common Use	Energy Use	Energy Use / Area	Total Cost	Cost / Unit	Cost / Area
Place: [HERRERA_1] HERRERA ELEMENTARY SCHOOL 174 [BUILDING]						
Area: 86,275 ft²						
Billing Period: Jan 2025						
ELECTRIC	30,166.00 kWh	102,926 Kbtu	1.193 Kbtu/ft²	\$4,914.81	\$0.163 /kWh	\$0.057 /ft²
NATURALGAS	2,838.00 CCF	294,017 Kbtu	3.408 Kbtu/ft²	\$2,677.89	\$0.944 /CCF	\$0.031 /ft²
SEWER	25.00 CCF			\$702.57	\$28.103 /CCF	\$0.008 /ft²
WATER	260.00 CCF			\$2,757.85	\$10.607 /CCF	\$0.032 /ft²
Totals:		396,943 Kbtu	4.601 Kbtu/ft²	\$11,053.12		

Energy

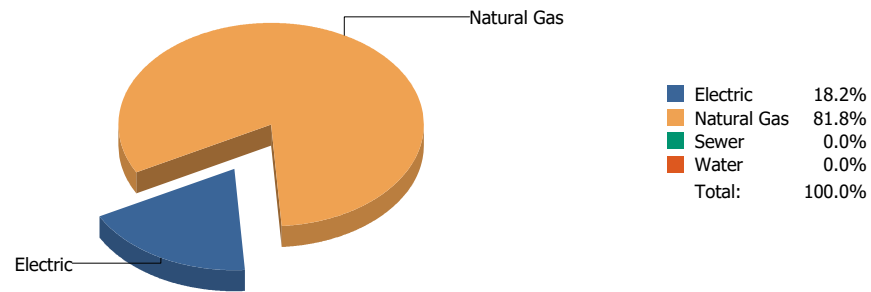


Cost

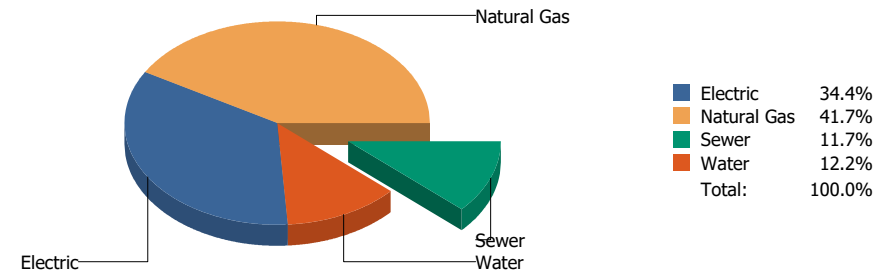


Commodity	Common Use	Energy Use	Energy Use / Area	Total Cost	Cost / Unit	Cost / Area
Place: [HILLSIDE] HILLSIDE ELEMENTARY SCHOOL 121 [BUILDING]						
Area: 80,656 ft²						
Billing Period: Jan 2025						
ELECTRIC	38,426.00 kWh	131,110 Kbtu	1.626 Kbtu/ft²	\$6,168.02	\$0.161 /kWh	\$0.076 /ft²
NATURALGAS	3,647.00 CCF	377,829 Kbtu	4.684 Kbtu/ft²	\$3,873.80	\$1.062 /CCF	\$0.048 /ft²
SEWER	78.00 CCF			\$876.42	\$11.236 /CCF	\$0.011 /ft²
WATER	38.00 CCF			\$530.22	\$13.953 /CCF	\$0.006 /ft²
Totals:		508,939 Kbtu	6.310 Kbtu/ft²	\$11,448.46		

Energy

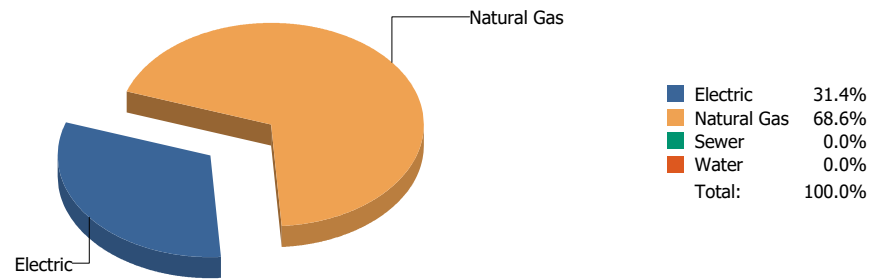


Cost

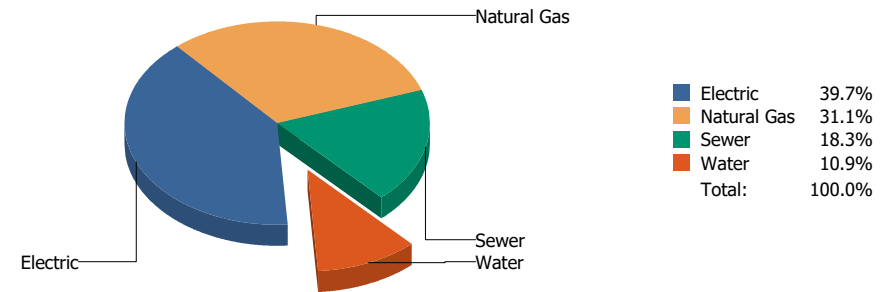


Commodity	Common Use	Energy Use	Energy Use / Area	Total Cost	Cost / Unit	Cost / Area
Place: [HOUSTON] HOUSTON-CCTA 122 [BUILDING]						
Area: 84,178 ft²						
Billing Period: Jan 2025						
ELECTRIC	14,725.00 kWh	50,242 Kbtu	0.597 Kbtu/ft²	\$1,953.46	\$0.133 /kWh	\$0.023 /ft²
NATURALGAS	2,180.00 CCF	225,848 Kbtu	2.683 Kbtu/ft²	\$2,367.81	\$1.086 /CCF	\$0.028 /ft²
SEWER	24.00 CCF			\$664.20	\$27.675 /CCF	\$0.008 /ft²
WATER	37.00 CCF			\$689.61	\$18.638 /CCF	\$0.008 /ft²
Totals:		276,090 Kbtu	3.280 Kbtu/ft²	\$5,675.08		

Energy

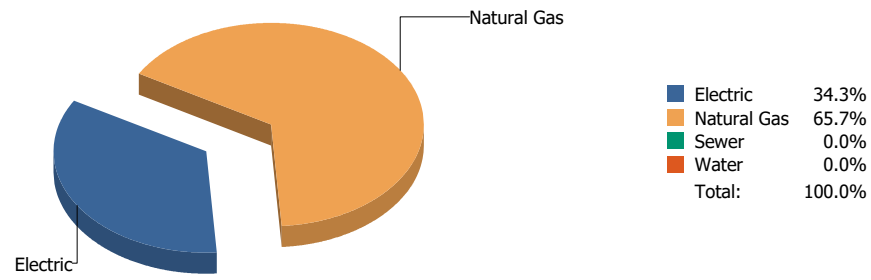


Cost

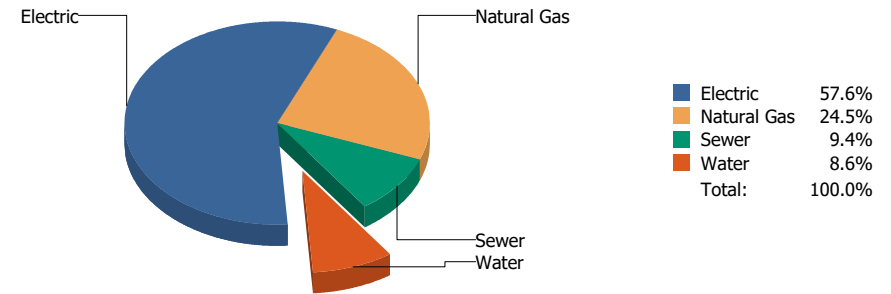


Commodity	Common Use	Energy Use	Energy Use / Area	Total Cost	Cost / Unit	Cost / Area
Place: [IRVIN] IRVIN HIGH SCHOOL 008 [BUILDING]						
Area: 303,804 ft²						
Billing Period: Jan 2025						
ELECTRIC	107,760.00 kWh	367,677 Kbtu	1.210 Kbtu/ft²	\$11,666.89	\$0.108 /kWh	\$0.038 /ft²
NATURALGAS	7,768.00 CCF	804,765 Kbtu	2.649 Kbtu/ft²	\$9,161.33	\$1.179 /CCF	\$0.030 /ft²
SEWER	1,274.00 CCF			\$5,399.18	\$4.238 /CCF	\$0.018 /ft²
WATER	456.00 CCF			\$3,196.70	\$7.010 /CCF	\$0.010 /ft²
Totals:		1,172,442 Kbtu	3.859 Kbtu/ft²	\$29,424.10		

Energy

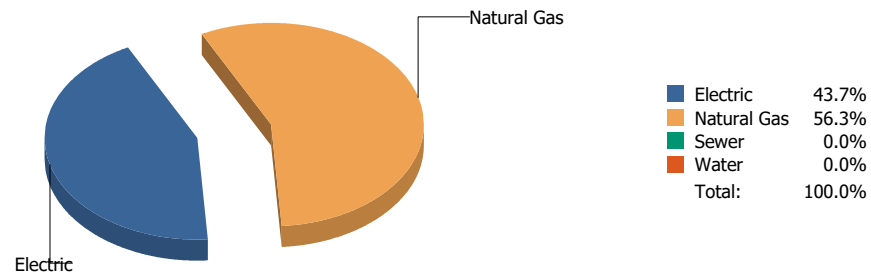


Cost

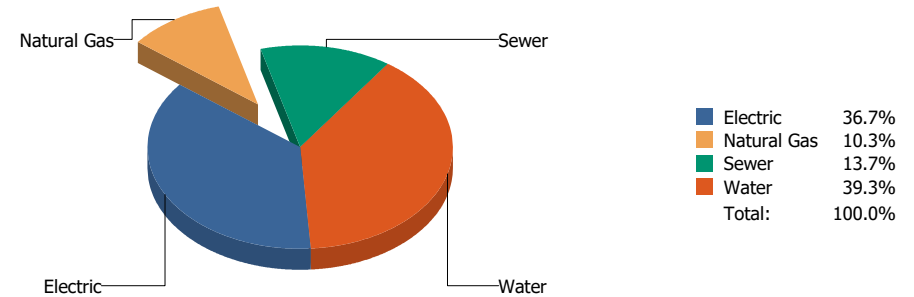


Commodity	Common Use	Energy Use	Energy Use / Area	Total Cost	Cost / Unit	Cost / Area
Place: [JEFFERSN] JEFFERSON HIGH SCHOOL 009 [BUILDING]						
Area: 257,708 ft²						
Billing Period: Jan 2025						
ELECTRIC	88,285.00 kWh	301,228 Kbtu	1.169 Kbtu/ft ²	\$14,749.35	\$0.167 /kWh	\$0.057 /ft ²
NATURALGAS	5,559.00 CCF	575,912 Kbtu	2.235 Kbtu/ft ²	\$6,265.51	\$1.127 /CCF	\$0.024 /ft ²
SEWER	367.00 CCF			\$2,396.05	\$6.529 /CCF	\$0.009 /ft ²
WATER	307.00 CCF			\$2,193.68	\$7.146 /CCF	\$0.008 /ft ²
Totals:		877,141 Kbtu	3.404 Kbtu/ft²	\$25,604.59		

Energy

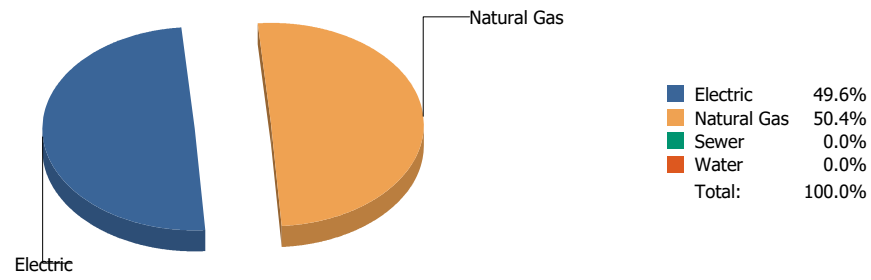


Cost

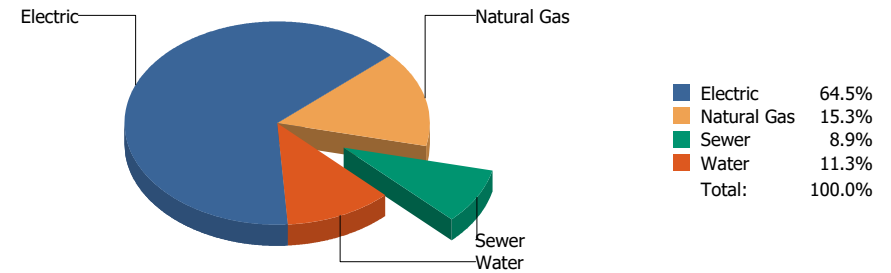


Commodity	Common Use	Energy Use	Energy Use / Area	Total Cost	Cost / Unit	Cost / Area
Place: [JOSEPH_E_TORRES] JOSEPH E. TORRES ELEMENTARY 158 [BUILDING]						
Area: 59,142 ft²						
Billing Period: Jan 2025						
ELECTRIC	41,135.00 kWh	140,353 Kbtu	2.373 Kbtu/ft²	\$6,455.35	\$0.157 /kWh	\$0.109 /ft²
NATURALGAS	1,745.00 CCF	180,782 Kbtu	3.057 Kbtu/ft²	\$1,818.09	\$1.042 /CCF	\$0.031 /ft²
SEWER	305.00 CCF			\$2,407.29	\$7.893 /CCF	\$0.041 /ft²
WATER	940.00 CCF			\$6,909.95	\$7.351 /CCF	\$0.117 /ft²
Totals:		321,135 Kbtu	5.430 Kbtu/ft²	\$17,590.68		

Energy

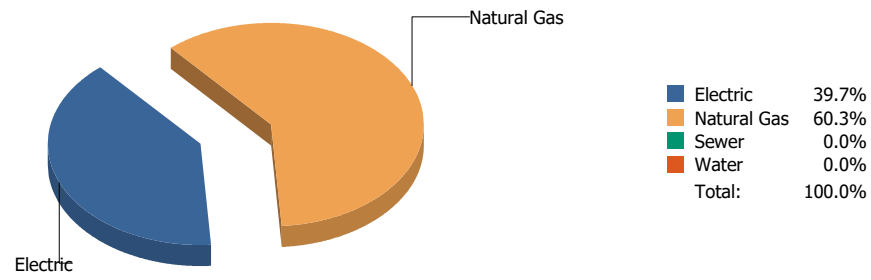


Cost

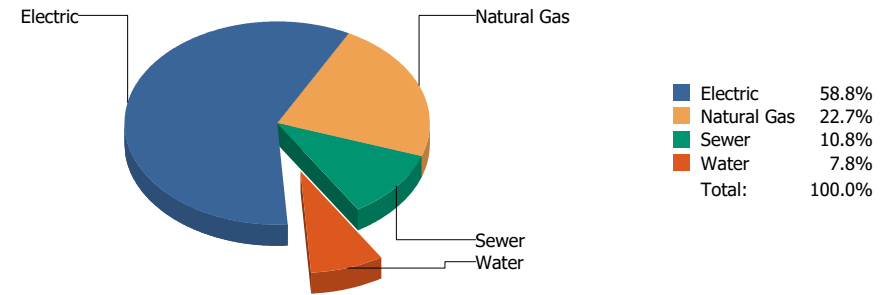


Commodity	Common Use	Energy Use	Energy Use / Area	Total Cost	Cost / Unit	Cost / Area
Place: [JV_TINAJERO_] J.V. TINAJERO PK-8 [BUILDING]						
Area: 312,312 ft²						
Billing Period: Jan 2025						
ELECTRIC	64,676.00 kWh	220,675 Kbtu	0.707 Kbtu/ft²	\$7,741.55	\$0.120 /kWh	\$0.025 /ft²
NATURALGAS	2,162.00 CCF	223,983 Kbtu	0.717 Kbtu/ft²	\$1,842.41	\$0.852 /CCF	\$0.006 /ft²
SEWER	73.00 CCF			\$1,068.73	\$14.640 /CCF	\$0.003 /ft²
WATER	59.00 CCF			\$1,358.56	\$23.026 /CCF	\$0.004 /ft²
Totals:		444,658 Kbtu	1.424 Kbtu/ft²	\$12,011.25		

Energy

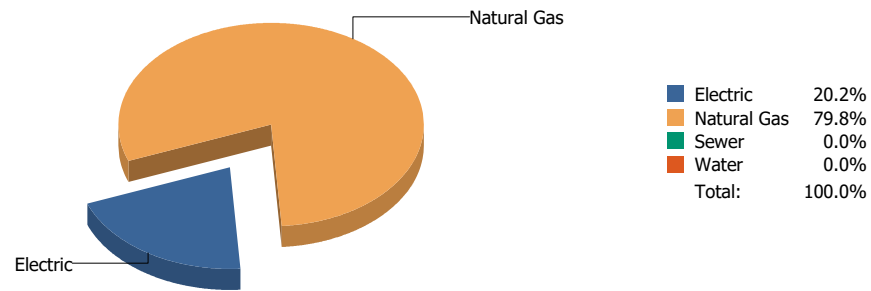


Cost

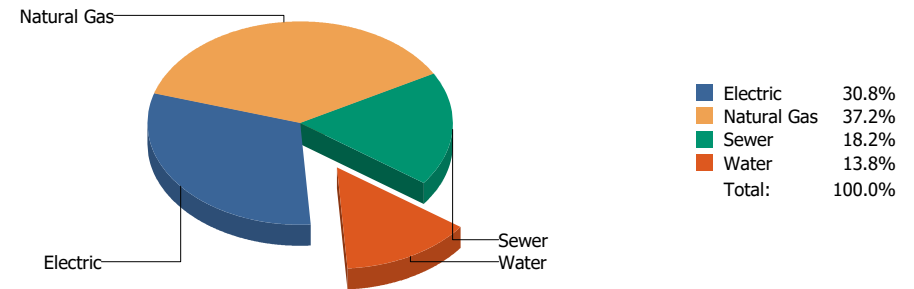


Commodity	Common Use	Energy Use	Energy Use / Area	Total Cost	Cost / Unit	Cost / Area
Place: [KOHLBERG] KOHLBERG ELEMENTARY SCHOOL [BUILDING]						
Area: 99,884 ft²						
Billing Period: Jan 2025						
ELECTRIC	46,840.00 kWh	159,818 Kbtu	1.600 Kbtu/ft²	\$6,494.30	\$0.139 /kWh	\$0.065 /ft²
NATURALGAS	2,340.00 CCF	242,424 Kbtu	2.427 Kbtu/ft²	\$2,504.61	\$1.070 /CCF	\$0.025 /ft²
SEWER	167.00 CCF			\$1,189.75	\$7.124 /CCF	\$0.012 /ft²
WATER	118.00 CCF			\$860.85	\$7.295 /CCF	\$0.009 /ft²
Totals:		402,242 Kbtu	4.027 Kbtu/ft²	\$11,049.51		

Energy



Cost

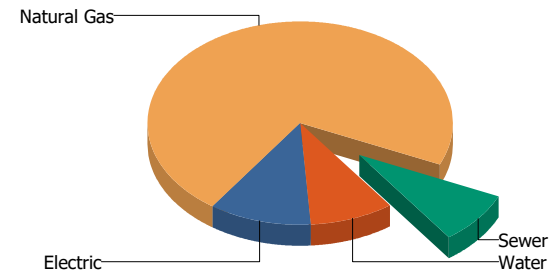


Commodity	Common Use	Energy Use	Energy Use / Area	Total Cost	Cost / Unit	Cost / Area
Place: [LAMAR] LAMAR ELEMENTARY SCHOOL 125 [BUILDING]						
Area: 76,252 ft²						
Billing Period: Jan 2025						
ELECTRIC	16,529.00 kWh	56,397 Kbtu	0.740 Kbtu/ft²	\$2,148.23	\$0.130 /kWh	\$0.028 /ft²
NATURALGAS	2,144.00 CCF	222,118 Kbtu	2.913 Kbtu/ft²	\$2,589.37	\$1.208 /CCF	\$0.034 /ft²
SEWER	78.00 CCF			\$1,268.78	\$16.266 /CCF	\$0.017 /ft²
WATER	65.00 CCF			\$959.71	\$14.765 /CCF	\$0.013 /ft²
Totals:		278,515 Kbtu	3.653 Kbtu/ft²	\$6,966.09		

Energy

Cost

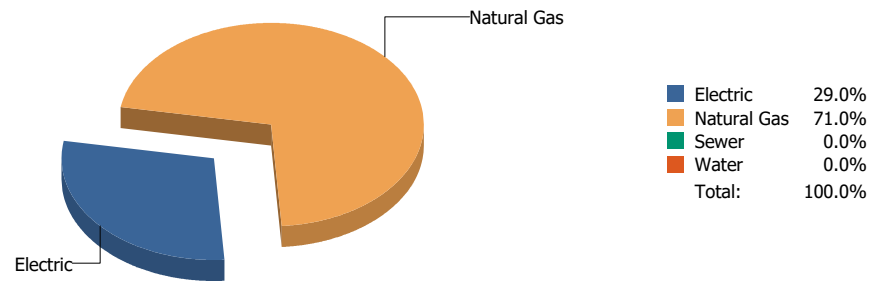
Electric	0.0%
Natural Gas	0.0%
Sewer	0.0%
Water	0.0%
Total:	100.0%



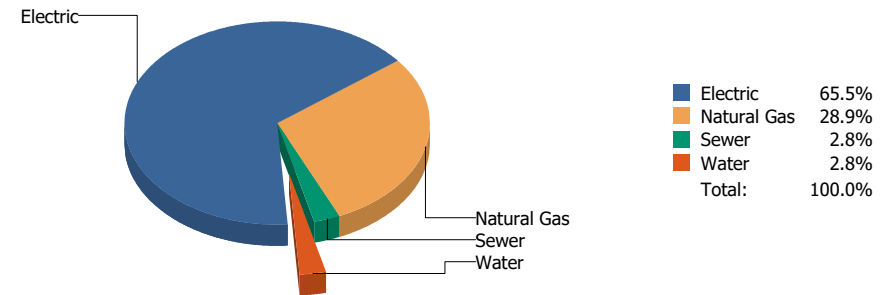
Electric	10.7%
Natural Gas	72.1%
Sewer	8.2%
Water	9.0%
Total:	100.0%

Commodity	Common Use	Energy Use	Energy Use / Area	Total Cost	Cost / Unit	Cost / Area
Place: [LIVE-MAT] LIVE MATERIAL CENTER 929 [BUILDING]						
Area: 2,483 ft²						
Billing Period: Jan 2025						
ELECTRIC	0.00 kWh	0 Kbtu	0.000 Kbtu/ft ²	\$75.16	\$0.000 /kWh	\$0.030 /ft ²
NATURALGAS	0.00 CCF	0 Kbtu	0.000 Kbtu/ft ²	\$504.64	\$0.000 /CCF	\$0.203 /ft ²
SEWER	0.00 CCF			\$57.64	\$0.000 /CCF	\$0.023 /ft ²
WATER	0.00 CCF			\$62.76	\$0.000 /CCF	\$0.025 /ft ²
Totals:		0 Kbtu	0.000 Kbtu/ft²	\$700.20		

Energy

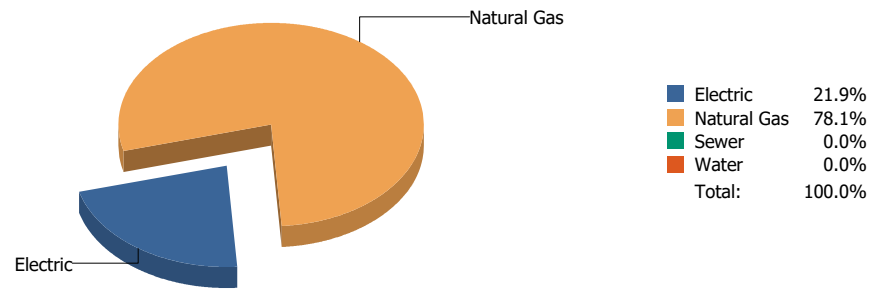


Cost

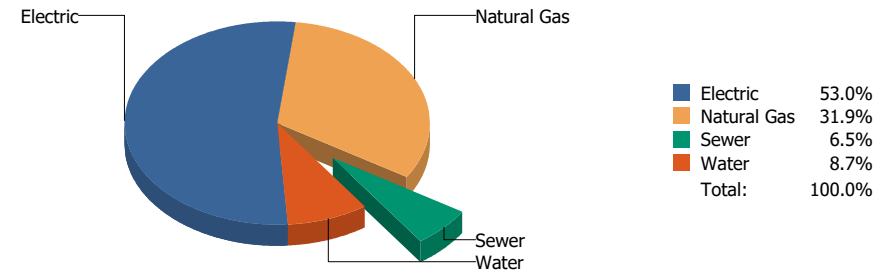


Commodity	Common Use	Energy Use	Energy Use / Area	Total Cost	Cost / Unit	Cost / Area
Place: [LOGAN] LOGAN ELEMENTARY SCHOOL 128 [BUILDING]						
Area: 72,248 ft²						
Billing Period: Jan 2025						
ELECTRIC	27,924.00 kWh	95,277 Kbtu	1.319 Kbtu/ft²	\$4,927.15	\$0.176 /kWh	\$0.068 /ft²
NATURALGAS	2,251.00 CCF	233,204 Kbtu	3.228 Kbtu/ft²	\$2,176.19	\$0.967 /CCF	\$0.030 /ft²
SEWER	9.00 CCF			\$212.89	\$23.654 /CCF	\$0.003 /ft²
WATER	9.00 CCF			\$211.29	\$23.477 /CCF	\$0.003 /ft²
Totals:		328,480 Kbtu	4.547 Kbtu/ft²	\$7,527.52		

Energy

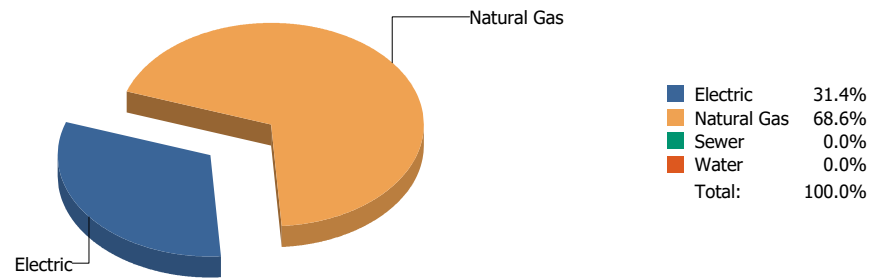


Cost

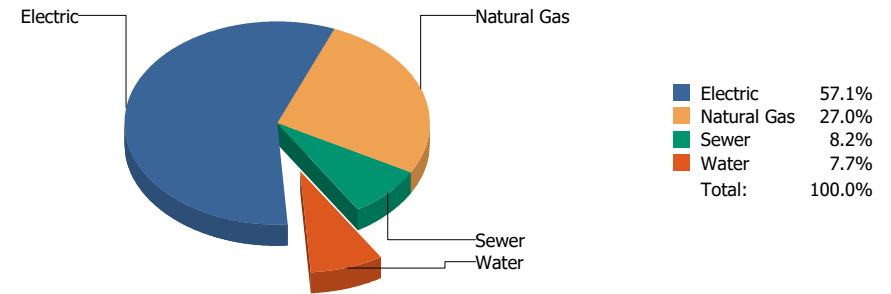


Commodity	Common Use	Energy Use	Energy Use / Area	Total Cost	Cost / Unit	Cost / Area
Place: [LUNDY_2] LUNDY ELEMENTARY SCHOOL 177 [BUILDING]						
Area: 112,731 ft²						
Billing Period: Jan 2025						
ELECTRIC	36,227.00 kWh	123,607 Kbtu	1.096 Kbtu/ft²	\$6,867.74	\$0.190 /kWh	\$0.061 /ft²
NATURALGAS	4,247.00 CCF	439,989 Kbtu	3.903 Kbtu/ft²	\$4,134.44	\$0.973 /CCF	\$0.037 /ft²
SEWER	59.00 CCF			\$836.19	\$14.173 /CCF	\$0.007 /ft²
WATER	75.00 CCF			\$1,123.70	\$14.983 /CCF	\$0.010 /ft²
Totals:		563,596 Kbtu	4.999 Kbtu/ft²	\$12,962.07		

Energy



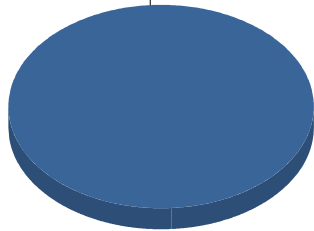
Cost



Commodity	Common Use	Energy Use	Energy Use / Area	Total Cost	Cost / Unit	Cost / Area
Place: [MACARHTUR_PK-8] MACARTHUR PK-8 129 [BUILDING]						
Area: 143,341 ft²						
Billing Period: Jan 2025						
ELECTRIC	56,494.00 kWh	192,758 Kbtu	1.345 Kbtu/ft²	\$7,877.47	\$0.139 /kWh	\$0.055 /ft²
NATURALGAS	4,058.00 CCF	420,409 Kbtu	2.933 Kbtu/ft²	\$3,720.61	\$0.917 /CCF	\$0.026 /ft²
SEWER	189.00 CCF			\$1,135.13	\$6.006 /CCF	\$0.008 /ft²
WATER	118.00 CCF			\$1,056.88	\$8.957 /CCF	\$0.007 /ft²
Totals:		613,166 Kbtu	4.278 Kbtu/ft²	\$13,790.09		

Energy

Electric

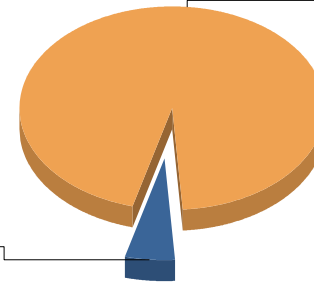


Electric 100.0%
 Water 0.0%
 Total: 100.0%

Cost

Water

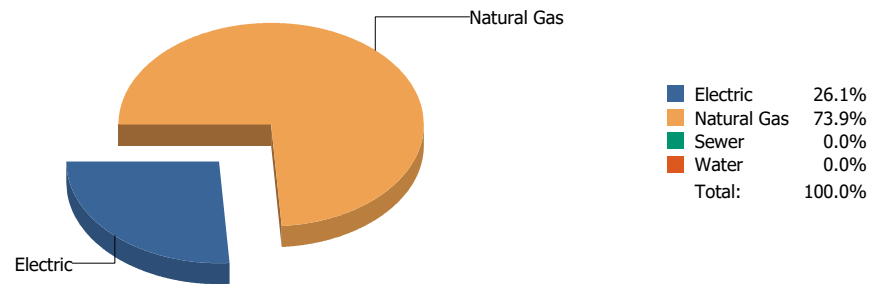
Electric



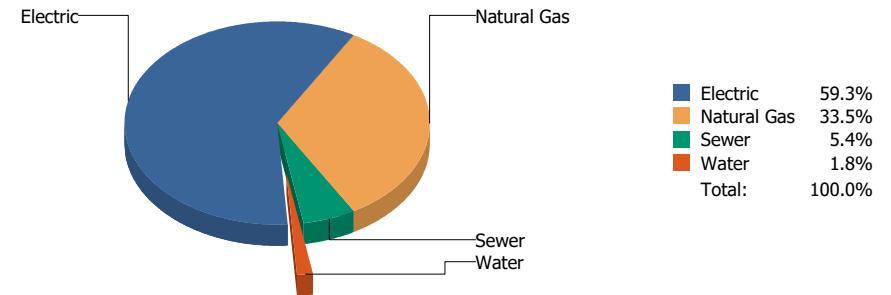
Electric 5.4%
 Water 94.6%
 Total: 100.0%

Commodity	Common Use	Energy Use	Energy Use / Area	Total Cost	Cost / Unit	Cost / Area
Place: [MAGOFFIN] MAGOFFIN CUSTODIAL 047 [BUILDING]						
Area: 76,378 ft ²						
Billing Period: Jan 2025						
ELECTRIC	1,163.00 kWh	3,968 Kbtu	0.052 Kbtu/ft ²	\$159.71	\$0.137 /kWh	\$0.002 /ft ²
WATER	447.00 CCF			\$2,790.75	\$6.243 /CCF	\$0.036 /ft ²
Totals:		3,968 Kbtu	0.052 Kbtu/ft²	\$2,950.46		

Energy

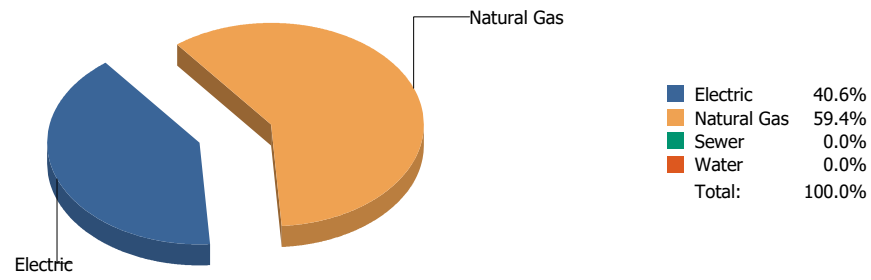


Cost

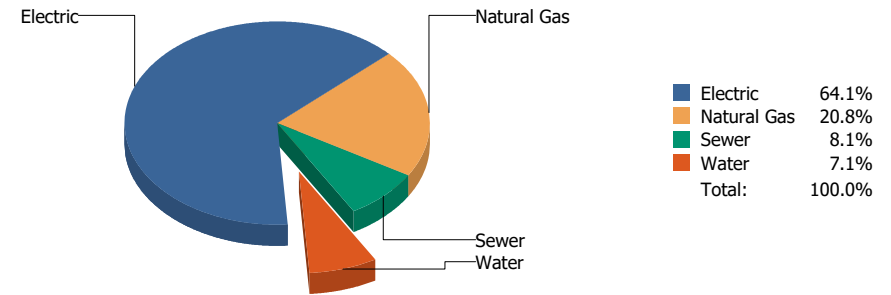


Commodity	Common Use	Energy Use	Energy Use / Area	Total Cost	Cost / Unit	Cost / Area
Place: [MAGOFFINNEWMIDDLESCHOOL] MAGOFFIN MIDDLE SCHOOL [BUILDING]						
Area: 116,136 ft²						
Billing Period: Jan 2025						
ELECTRIC	47,661.00 kWh	162,619 Kbtu	1.400 Kbtu/ft²	\$7,604.03	\$0.160 /kWh	\$0.065 /ft²
NATURALGAS	4,441.00 CCF	460,088 Kbtu	3.962 Kbtu/ft²	\$4,300.24	\$0.968 /CCF	\$0.037 /ft²
SEWER	21.00 CCF			\$686.85	\$32.707 /CCF	\$0.006 /ft²
WATER	0.00 CCF			\$226.35	\$0.000 /CCF	\$0.002 /ft²
Totals:		622,707 Kbtu	5.362 Kbtu/ft²	\$12,817.47		

Energy

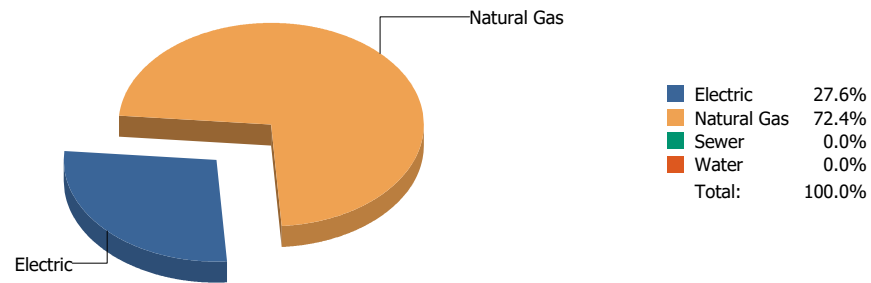


Cost

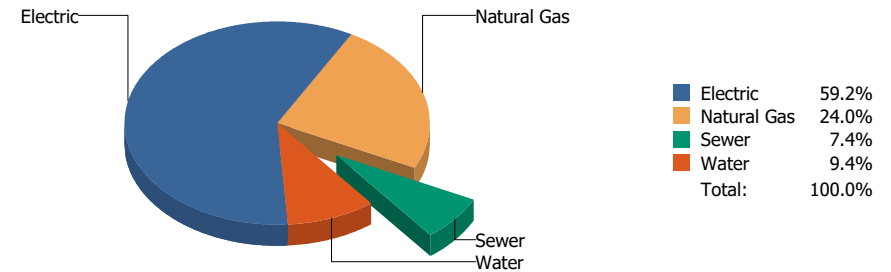


Commodity	Common Use	Energy Use	Energy Use / Area	Total Cost	Cost / Unit	Cost / Area
Place: [MAXINE] MAXINE SILVA HEALTH MAGNET 011 [BUILDING]						
Area: 80,909 ft²						
Billing Period: Jan 2025						
ELECTRIC	36,507.00 kWh	124,562 Kbtu	1.540 Kbtu/ft²	\$5,420.95	\$0.148 /kWh	\$0.067 /ft²
NATURALGAS	1,761.00 CCF	182,440 Kbtu	2.255 Kbtu/ft²	\$1,757.43	\$0.998 /CCF	\$0.022 /ft²
SEWER	74.00 CCF			\$683.18	\$9.232 /CCF	\$0.008 /ft²
WATER	53.00 CCF			\$599.95	\$11.320 /CCF	\$0.007 /ft²
Totals:		307,001 Kbtu	3.794 Kbtu/ft²	\$8,461.51		

Energy



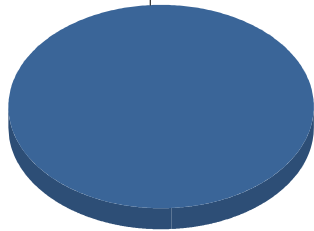
Cost



Commodity	Common Use	Energy Use	Energy Use / Area	Total Cost	Cost / Unit	Cost / Area
Place: [MESITA] MESITA ELEMENTARY SCHOOL 130 [BUILDING]						
Area: 100,583 ft²						
Billing Period: Jan 2025						
ELECTRIC	32,895.00 kWh	112,238 Kbtu	1.116 Kbtu/ft²	\$7,238.02	\$0.220 /kWh	\$0.072 /ft²
NATURALGAS	2,845.00 CCF	294,742 Kbtu	2.930 Kbtu/ft²	\$2,936.19	\$1.032 /CCF	\$0.029 /ft²
SEWER	76.00 CCF			\$903.00	\$11.882 /CCF	\$0.009 /ft²
WATER	43.00 CCF			\$1,143.25	\$26.587 /CCF	\$0.011 /ft²
Totals:		406,980 Kbtu	4.046 Kbtu/ft²	\$12,220.46		

Energy

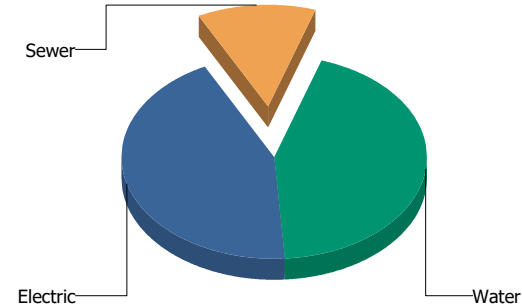
Electric



Electric	100.0%
Sewer	0.0%
Water	0.0%
Total:	100.0%

Cost

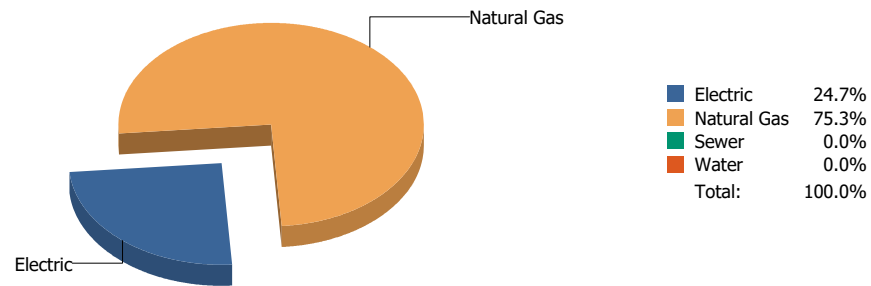
Sewer



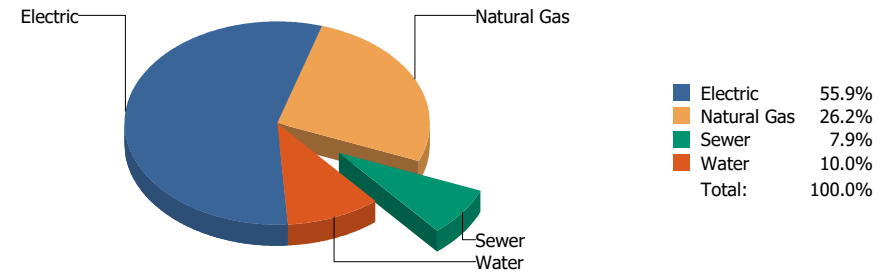
Electric	43.7%
Sewer	12.3%
Water	44.0%
Total:	100.0%

Commodity	Common Use	Energy Use	Energy Use / Area	Total Cost	Cost / Unit	Cost / Area
Place: [MILAM] MILAM ELEMENTARY SCHOOL 131 [BUILDING]						
Area: 63,641 ft ²						
Billing Period: Jan 2025						
ELECTRIC	14,733.00 kWh	50,269 Kbtu	0.790 Kbtu/ft ²	\$2,440.67	\$0.166 /kWh	\$0.038 /ft ²
SEWER	61.00 CCF			\$689.00	\$11.295 /CCF	\$0.011 /ft ²
WATER	135.00 CCF			\$2,455.53	\$18.189 /CCF	\$0.039 /ft ²
Totals:		50,269 Kbtu	0.790 Kbtu/ft²	\$5,585.20		

Energy

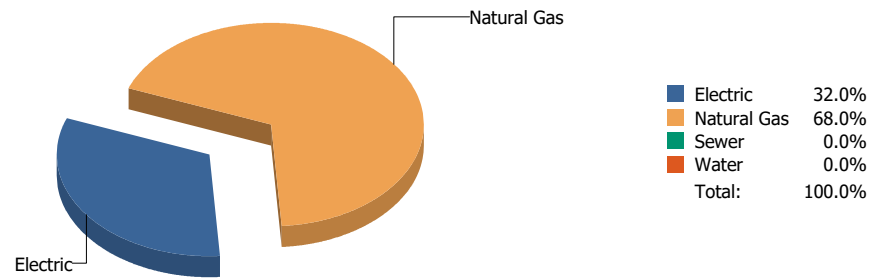


Cost

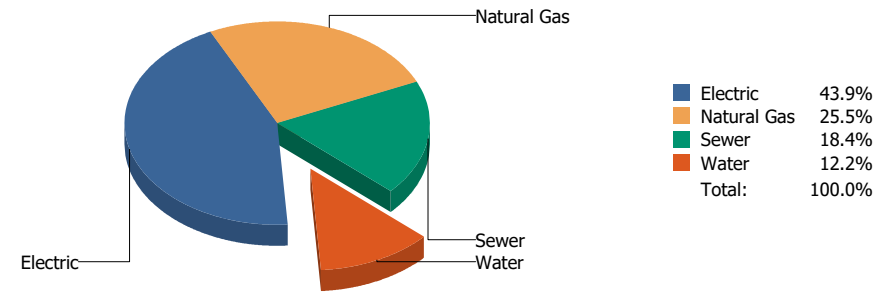


Commodity	Common Use	Energy Use	Energy Use / Area	Total Cost	Cost / Unit	Cost / Area
Place: [MOYE_2] MOYE ELEMENTARY SCHOOL [BUILDING]						
Area: 93,197 ft²						
Billing Period: Jan 2025						
ELECTRIC	26,691.00 kWh	91,070 Kbtu	0.977 Kbtu/ft²	\$5,434.63	\$0.204 /kWh	\$0.058 /ft²
NATURALGAS	2,687.00 CCF	278,373 Kbtu	2.987 Kbtu/ft²	\$2,548.84	\$0.949 /CCF	\$0.027 /ft²
SEWER	41.00 CCF			\$765.45	\$18.670 /CCF	\$0.008 /ft²
WATER	55.00 CCF			\$970.23	\$17.641 /CCF	\$0.010 /ft²
Totals:		369,443 Kbtu	3.964 Kbtu/ft²	\$9,719.15		

Energy

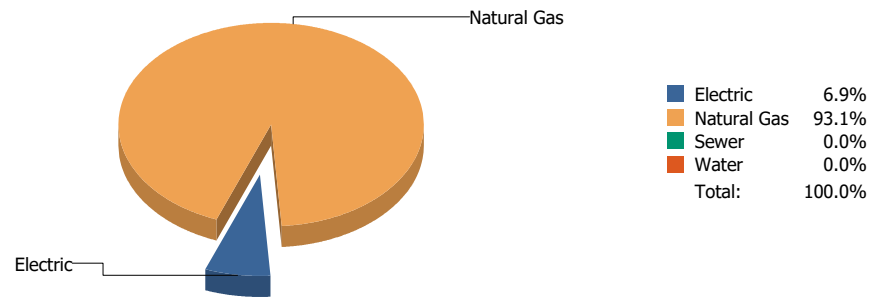


Cost

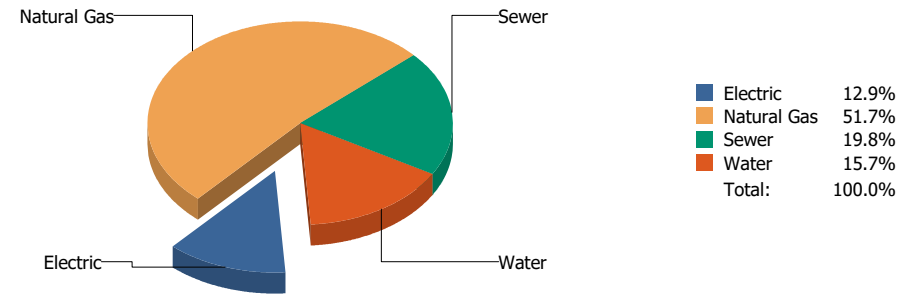


Commodity	Common Use	Energy Use	Energy Use / Area	Total Cost	Cost / Unit	Cost / Area
Place: [MURPHREE-PK-8] CHARLES Q. MURPHREE PK-8 [BUILDING]						
Area: 87,993 ft²						
Billing Period: Jan 2025						
ELECTRIC	59,151.00 kWh	201,823 Kbtu	2.294 Kbtu/ft²	\$7,387.80	\$0.125 /kWh	\$0.084 /ft²
NATURALGAS	4,135.00 CCF	428,386 Kbtu	4.868 Kbtu/ft²	\$4,291.38	\$1.038 /CCF	\$0.049 /ft²
SEWER	381.00 CCF			\$3,098.33	\$8.132 /CCF	\$0.035 /ft²
WATER	111.00 CCF			\$2,044.96	\$18.423 /CCF	\$0.023 /ft²
Totals:		630,209 Kbtu	7.162 Kbtu/ft²	\$16,822.47		

Energy

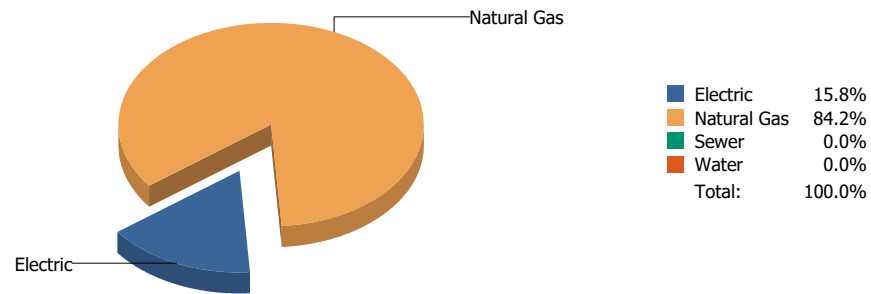


Cost

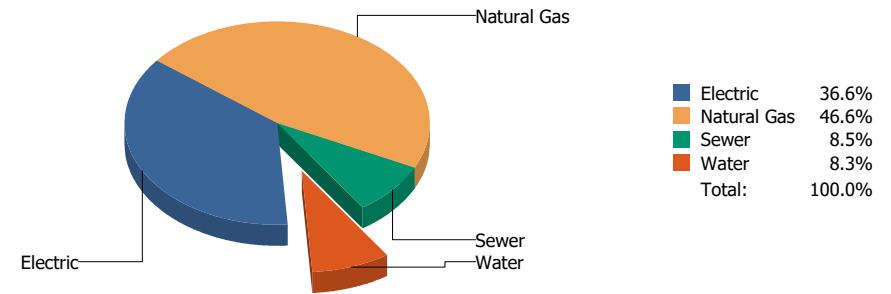


Commodity	Common Use	Energy Use	Energy Use / Area	Total Cost	Cost / Unit	Cost / Area
Place: [NETTRANSPORTATION] N.E. TRANSPORTATION 826 [BUILDING] Area: 5,995 ft² Billing Period: Jan 2025						
ELECTRIC	4,806.00 kWh	16,398 Kbtu	2.735 Kbtu/ft²	\$519.57	\$0.108 /kWh	\$0.087 /ft²
NATURALGAS	2,148.00 CCF	222,533 Kbtu	37.120 Kbtu/ft²	\$2,088.18	\$0.972 /CCF	\$0.348 /ft²
SEWER	50.00 CCF			\$800.82	\$16.016 /CCF	\$0.134 /ft²
WATER	34.00 CCF			\$632.60	\$18.606 /CCF	\$0.106 /ft²
Totals:		238,931 Kbtu	39.855 Kbtu/ft²	\$4,041.17		

Energy

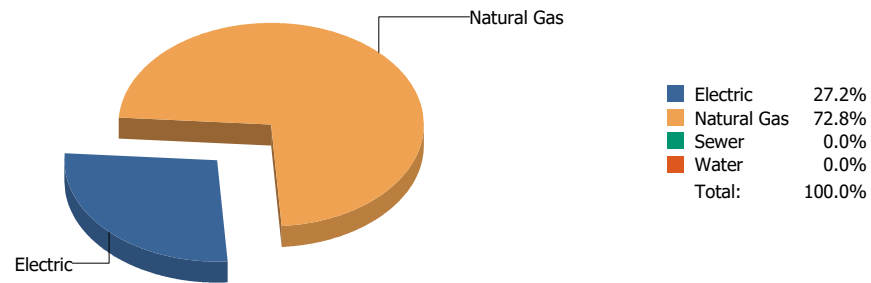


Cost

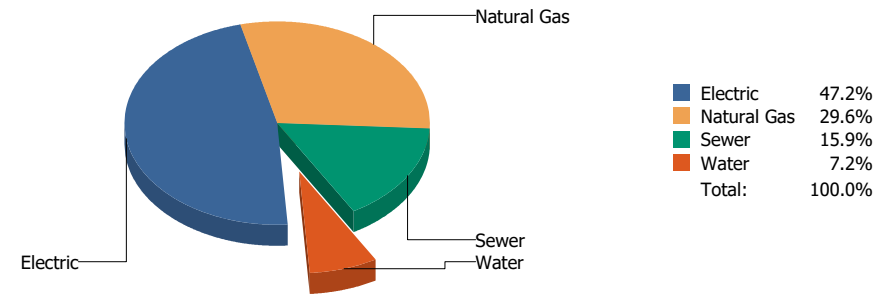


Commodity	Common Use	Energy Use	Energy Use / Area	Total Cost	Cost / Unit	Cost / Area
Place: [NEWMAN] NEWMAN ELEMENTARY SCHOOL 133 [BUILDING]						
Area: 73,291 ft²						
Billing Period: Jan 2025						
ELECTRIC	16,237.00 kWh	55,401 Kbtu	0.756 Kbtu/ft²	\$2,512.06	\$0.155 /kWh	\$0.034 /ft²
NATURALGAS	2,855.00 CCF	295,778 Kbtu	4.036 Kbtu/ft²	\$3,197.06	\$1.120 /CCF	\$0.044 /ft²
SEWER	67.00 CCF			\$581.91	\$8.685 /CCF	\$0.008 /ft²
WATER	49.00 CCF			\$567.48	\$11.581 /CCF	\$0.008 /ft²
Totals:		351,179 Kbtu	4.792 Kbtu/ft²	\$6,858.51		

Energy

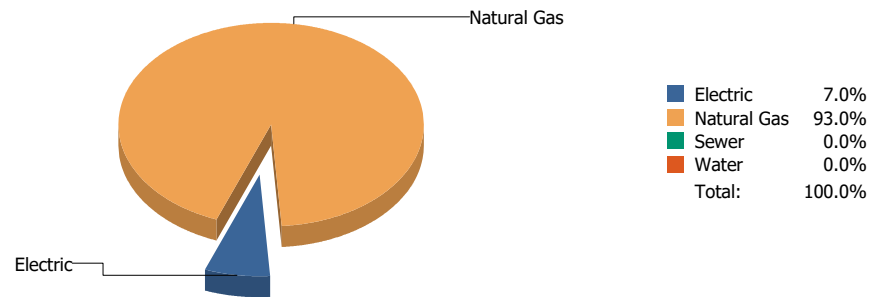


Cost

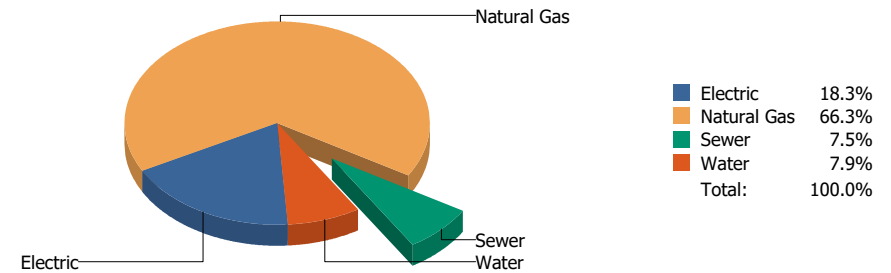


Commodity	Common Use	Energy Use	Energy Use / Area	Total Cost	Cost / Unit	Cost / Area
Place: [NIXON] L.A. NIXON ELEMENTARY SCHOOL 161 [BUILDING]						
Area: 76,873 ft²						
Billing Period: Jan 2025						
ELECTRIC	30,529.00 kWh	104,165 Kbtu	1.355 Kbtu/ft²	\$4,473.86	\$0.147 /kWh	\$0.058 /ft²
NATURALGAS	2,691.00 CCF	278,788 Kbtu	3.627 Kbtu/ft²	\$2,804.61	\$1.042 /CCF	\$0.036 /ft²
SEWER	203.00 CCF			\$1,508.75	\$7.432 /CCF	\$0.020 /ft²
WATER	47.00 CCF			\$685.56	\$14.586 /CCF	\$0.009 /ft²
Totals:		382,953 Kbtu	4.982 Kbtu/ft²	\$9,472.78		

Energy

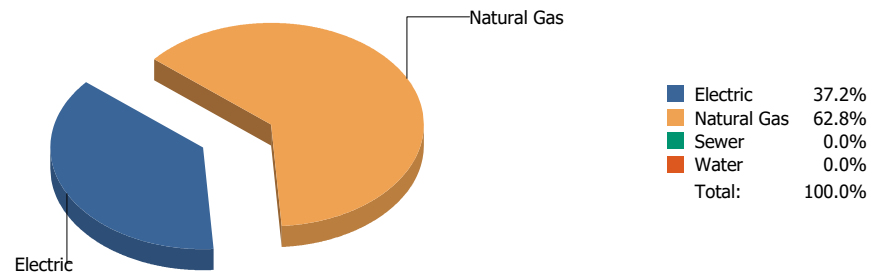


Cost

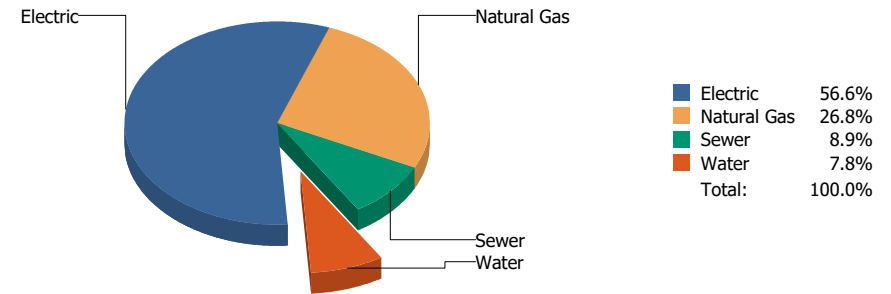


Commodity	Common Use	Energy Use	Energy Use / Area	Total Cost	Cost / Unit	Cost / Area
Place: [OCC-CTR] OCCUPATIONAL CTR. [BUILDING]						
Area: 11,845 ft²						
Billing Period: Jan 2025						
ELECTRIC	2,754.00 kWh	9,397 Kbtu	0.793 Kbtu/ft²	\$354.12	\$0.129 /kWh	\$0.030 /ft²
NATURALGAS	1,206.00 CCF	124,942 Kbtu	10.548 Kbtu/ft²	\$1,283.07	\$1.064 /CCF	\$0.108 /ft²
SEWER	1.00 CCF			\$145.01	\$145.010 /CCF	\$0.012 /ft²
WATER	11.00 CCF			\$152.52	\$13.865 /CCF	\$0.013 /ft²
Totals:		134,338 Kbtu	11.341 Kbtu/ft²	\$1,934.72		

Energy

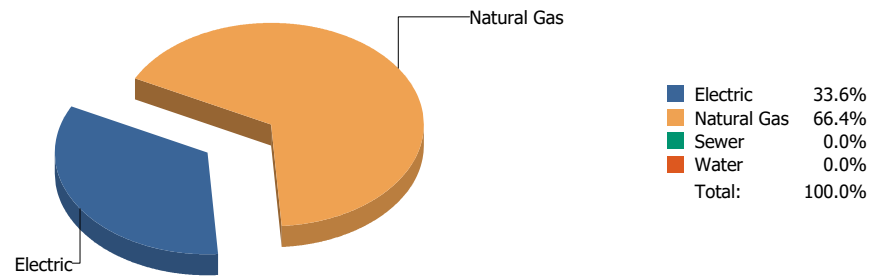


Cost

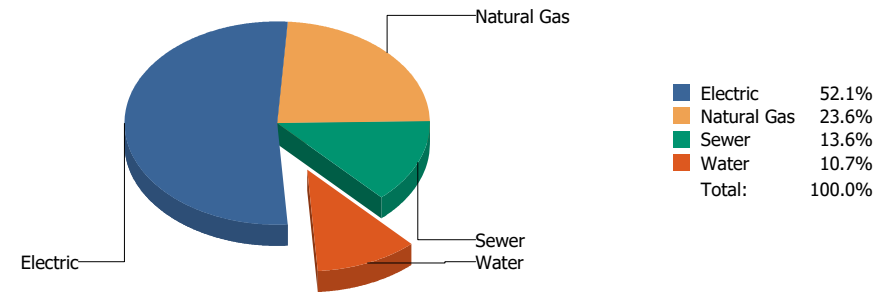


Commodity	Common Use	Energy Use	Energy Use / Area	Total Cost	Cost / Unit	Cost / Area
Place: [PARK] PARK ELEMENTARY SCHOOL 134 [BUILDING]						
Area: 63,609 ft²						
Billing Period: Jan 2025						
ELECTRIC	39,495.00 kWh	134,757 Kbtu	2.119 Kbtu/ft²	\$5,027.92	\$0.127 /kWh	\$0.079 /ft²
NATURALGAS	2,196.00 CCF	227,506 Kbtu	3.577 Kbtu/ft²	\$2,381.53	\$1.084 /CCF	\$0.037 /ft²
SEWER	74.00 CCF			\$786.94	\$10.634 /CCF	\$0.012 /ft²
WATER	99.00 CCF			\$690.66	\$6.976 /CCF	\$0.011 /ft²
Totals:		362,263 Kbtu	5.695 Kbtu/ft²	\$8,887.05		

Energy

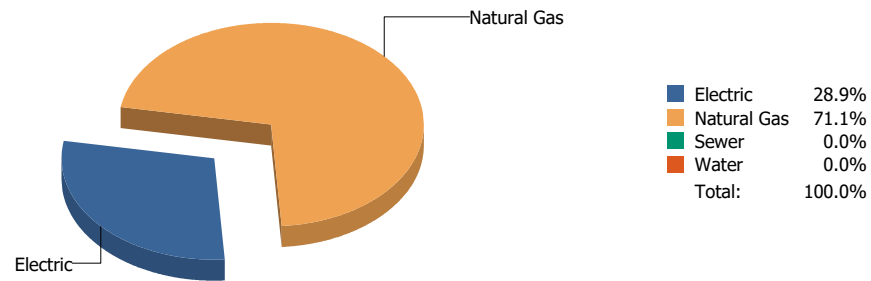


Cost

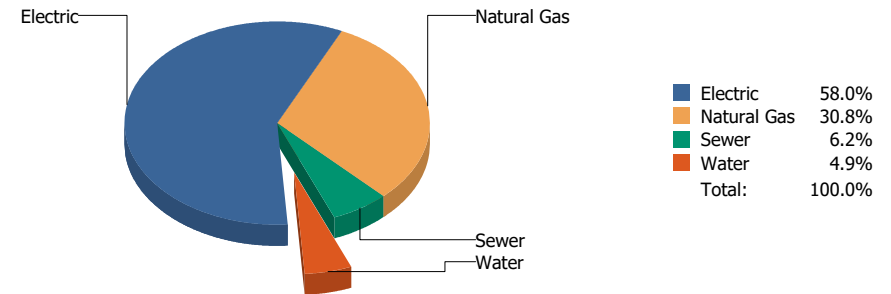


Commodity	Common Use	Energy Use	Energy Use / Area	Total Cost	Cost / Unit	Cost / Area
Place: [PAUL-MORENO_1] PAUL MORENO ELEMENTARY SCHOOL 167 [BUILDING]						
Area: 87,824 ft²						
Billing Period: Jan 2025						
ELECTRIC	19,405.00 kWh	66,210 Kbtu	0.754 Kbtu/ft²	\$3,505.54	\$0.181 /kWh	\$0.040 /ft²
NATURALGAS	1,265.00 CCF	131,054 Kbtu	1.492 Kbtu/ft²	\$1,585.79	\$1.254 /CCF	\$0.018 /ft²
SEWER	97.00 CCF			\$914.65	\$9.429 /CCF	\$0.010 /ft²
WATER	44.00 CCF			\$719.74	\$16.358 /CCF	\$0.008 /ft²
Totals:		197,264 Kbtu	2.246 Kbtu/ft²	\$6,725.72		

Energy

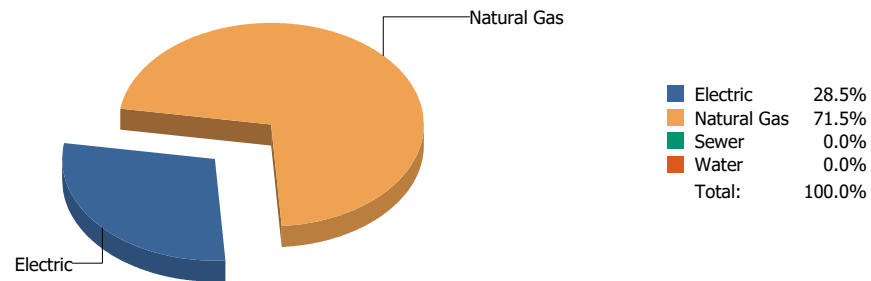


Cost

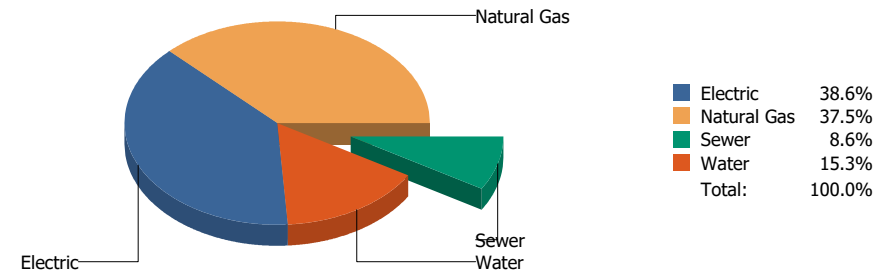


Commodity	Common Use	Energy Use	Energy Use / Area	Total Cost	Cost / Unit	Cost / Area
Place: [POLK] POLK ELEMENTARY SCHOOL 159 [BUILDING]						
Area: 67,321 ft²						
Billing Period: Jan 2025						
ELECTRIC	39,092.00 kWh	133,382 Kbtu	1.981 Kbtu/ft²	\$6,059.78	\$0.155 /kWh	\$0.090 /ft²
NATURALGAS	3,175.00 CCF	328,930 Kbtu	4.886 Kbtu/ft²	\$3,218.23	\$1.014 /CCF	\$0.048 /ft²
SEWER	66.00 CCF			\$651.74	\$9.875 /CCF	\$0.010 /ft²
WATER	53.00 CCF			\$512.43	\$9.668 /CCF	\$0.008 /ft²
Totals:		462,312 Kbtu	6.867 Kbtu/ft²	\$10,442.18		

Energy

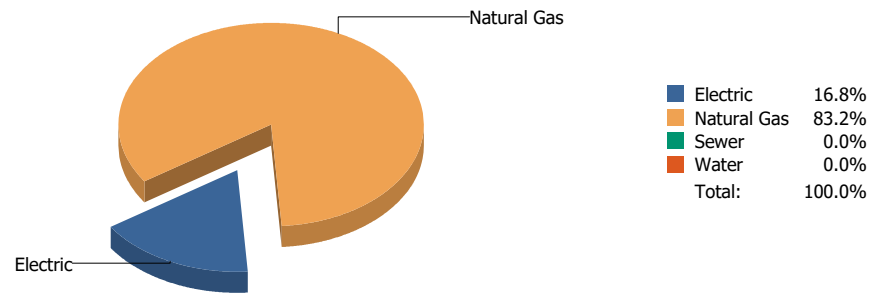


Cost

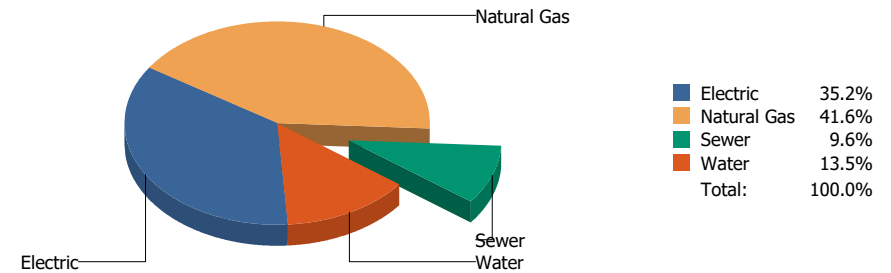


Commodity	Common Use	Energy Use	Energy Use / Area	Total Cost	Cost / Unit	Cost / Area
Place: [POWELL_2] POWELL ELEMENTARY SCHOOL 175 [BUILDING]						
Area: 79,770 ft²						
Billing Period: Jan 2025						
ELECTRIC	34,072.00 kWh	116,254 Kbtu	1.457 Kbtu/ft²	\$5,320.90	\$0.156 /kWh	\$0.067 /ft²
NATURALGAS	2,811.00 CCF	291,220 Kbtu	3.651 Kbtu/ft²	\$5,170.69	\$1.839 /CCF	\$0.065 /ft²
SEWER	104.00 CCF			\$1,184.64	\$11.391 /CCF	\$0.015 /ft²
WATER	116.00 CCF			\$2,103.15	\$18.131 /CCF	\$0.026 /ft²
Totals:		407,473 Kbtu	5.108 Kbtu/ft²	\$13,779.38		

Energy

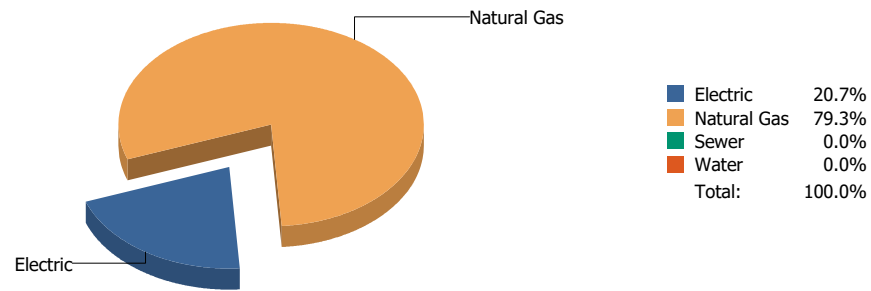


Cost

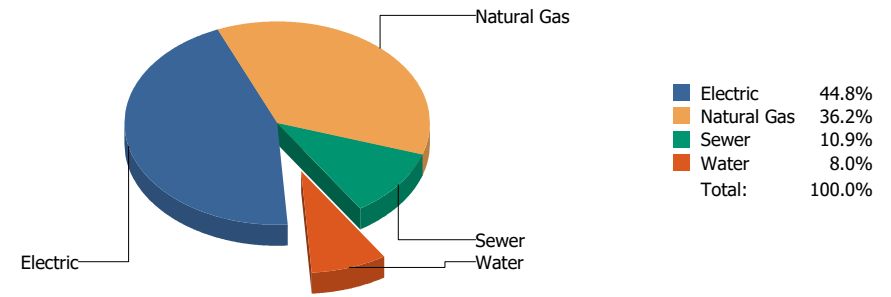


Commodity	Common Use	Energy Use	Energy Use / Area	Total Cost	Cost / Unit	Cost / Area
Place: [PROFESSIONAL-DEV] EPISD PROF DEVELOPMENT CENTER931 [BUILDING]						
Area: 18,400 ft²						
Billing Period: Jan 2025						
ELECTRIC	5,997.00 kWh	20,462 Kbtu	1.112 Kbtu/ft²	\$923.44	\$0.154 /kWh	\$0.050 /ft²
NATURALGAS	981.00 CCF	101,632 Kbtu	5.523 Kbtu/ft²	\$1,090.78	\$1.112 /CCF	\$0.059 /ft²
SEWER	28.00 CCF			\$251.12	\$8.969 /CCF	\$0.014 /ft²
WATER	44.00 CCF			\$354.51	\$8.057 /CCF	\$0.019 /ft²
Totals:		122,093 Kbtu	6.636 Kbtu/ft²	\$2,619.85		

Energy

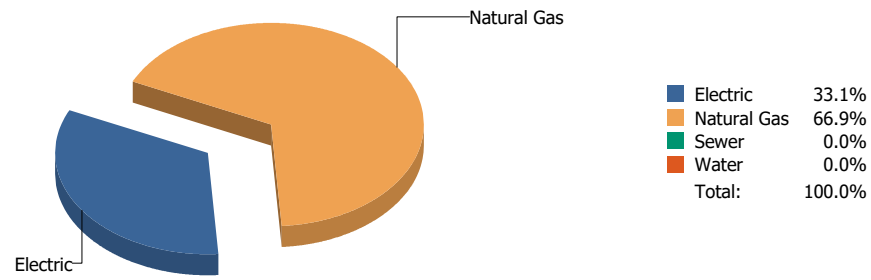


Cost

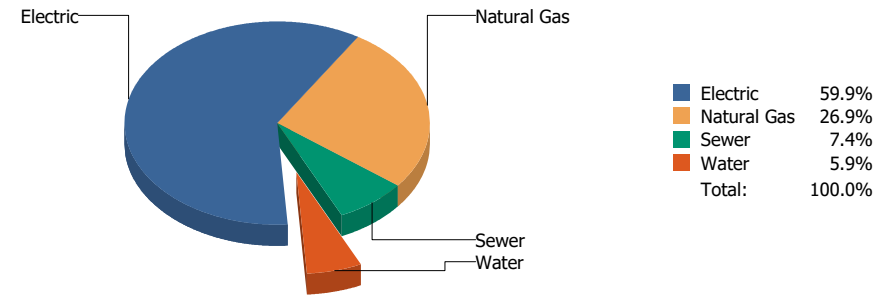


Commodity	Common Use	Energy Use	Energy Use / Area	Total Cost	Cost / Unit	Cost / Area
Place: [PUTNAM] PUTNAM ELEMENTARY SCHOOL 135 [BUILDING]						
Area: 61,978 ft²						
Billing Period: Jan 2025						
ELECTRIC	21,348.00 kWh	72,839 Kbtu	1.175 Kbtu/ft²	\$3,475.63	\$0.163 /kWh	\$0.056 /ft²
NATURALGAS	2,700.00 CCF	279,720 Kbtu	4.513 Kbtu/ft²	\$2,812.25	\$1.042 /CCF	\$0.045 /ft²
SEWER	118.00 CCF			\$848.63	\$7.192 /CCF	\$0.014 /ft²
WATER	84.00 CCF			\$622.94	\$7.416 /CCF	\$0.010 /ft²
Totals:		352,559 Kbtu	5.688 Kbtu/ft²	\$7,759.45		

Energy

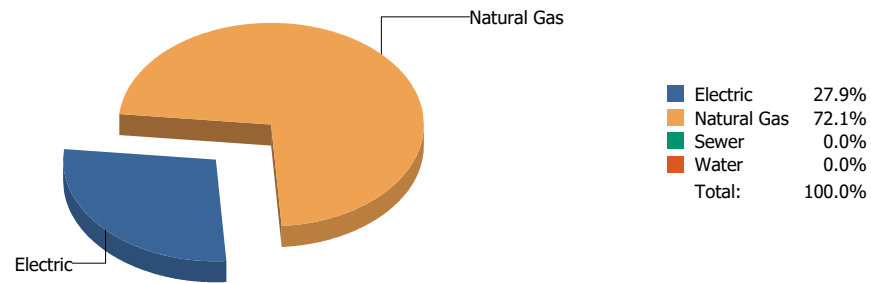


Cost

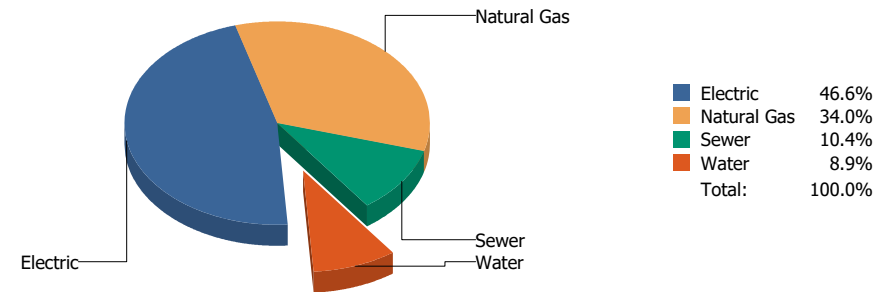


Commodity	Common Use	Energy Use	Energy Use / Area	Total Cost	Cost / Unit	Cost / Area
Place: [RICHARDS] RICHARDSON MIDDLE SCHOOL [BUILDING]						
Area: 115,872 ft²						
Billing Period: Jan 2025						
ELECTRIC	56,204.00 kWh	191,768 Kbtu	1.655 Kbtu/ft²	\$7,668.83	\$0.136 /kWh	\$0.066 /ft²
NATURALGAS	3,733.00 CCF	386,739 Kbtu	3.338 Kbtu/ft²	\$3,442.84	\$0.922 /CCF	\$0.030 /ft²
SEWER	141.00 CCF			\$946.49	\$6.713 /CCF	\$0.008 /ft²
WATER	45.00 CCF			\$751.54	\$16.701 /CCF	\$0.006 /ft²
Totals:		578,507 Kbtu	4.993 Kbtu/ft²	\$12,809.70		

Energy

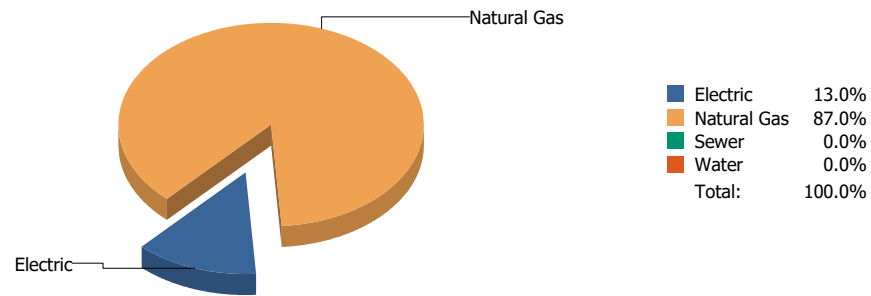


Cost

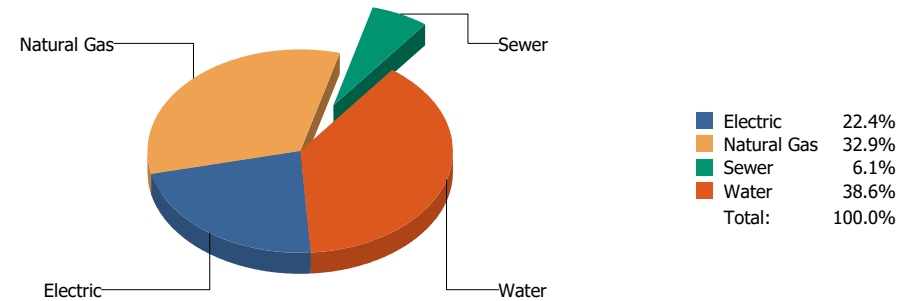


Commodity	Common Use	Energy Use	Energy Use / Area	Total Cost	Cost / Unit	Cost / Area
Place: [RIVERA] RIVERA ELEMENTARY SCHOOL 156 [BUILDING]						
Area: 77,562 ft²						
Billing Period: Jan 2025						
ELECTRIC	26,727.00 kWh	91,193 Kbtu	1.176 Kbtu/ft²	\$3,354.28	\$0.126 /kWh	\$0.043 /ft²
NATURALGAS	2,275.00 CCF	235,690 Kbtu	3.039 Kbtu/ft²	\$2,449.01	\$1.076 /CCF	\$0.032 /ft²
SEWER	46.00 CCF			\$750.66	\$16.319 /CCF	\$0.010 /ft²
WATER	31.00 CCF			\$641.05	\$20.679 /CCF	\$0.008 /ft²
Totals:		326,883 Kbtu	4.214 Kbtu/ft²	\$7,195.00		

Energy

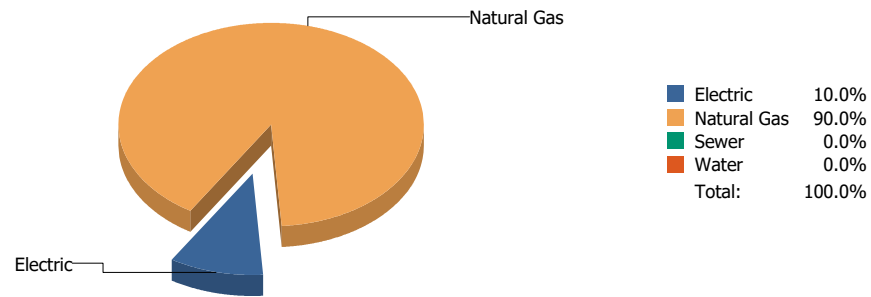


Cost

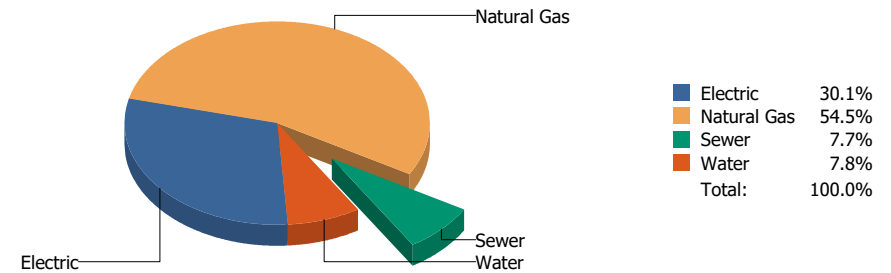


Commodity	Common Use	Energy Use	Energy Use / Area	Total Cost	Cost / Unit	Cost / Area
Place: [RUSK] RUSK ELEMENTARY SCHOOL 138 [BUILDING]						
Area: 67,240 ft²						
Billing Period: Jan 2025						
ELECTRIC	13,295.00 kWh	45,363 Kbtu	0.675 Kbtu/ft²	\$2,049.05	\$0.154 /kWh	\$0.030 /ft²
NATURALGAS	2,938.00 CCF	304,377 Kbtu	4.527 Kbtu/ft²	\$3,015.66	\$1.026 /CCF	\$0.045 /ft²
SEWER	53.00 CCF			\$563.33	\$10.629 /CCF	\$0.008 /ft²
WATER	384.00 CCF			\$3,535.14	\$9.206 /CCF	\$0.053 /ft²
Totals:		349,739 Kbtu	5.201 Kbtu/ft²	\$9,163.18		

Energy



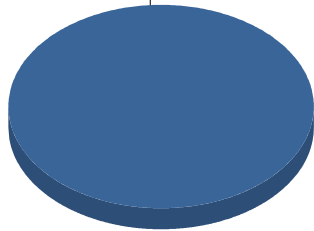
Cost



Commodity	Common Use	Energy Use	Energy Use / Area	Total Cost	Cost / Unit	Cost / Area
Place: [SAN-JAC] SAN JACINTO 139 [BUILDING]						
Area: 29,589 ft²						
Billing Period: Jan 2025						
ELECTRIC	5,468.00 kWh	18,657 Kbtu	0.631 Kbtu/ft²	\$905.13	\$0.166 /kWh	\$0.031 /ft²
NATURALGAS	1,625.00 CCF	168,350 Kbtu	5.690 Kbtu/ft²	\$1,640.77	\$1.010 /CCF	\$0.055 /ft²
SEWER	14.00 CCF			\$232.54	\$16.610 /CCF	\$0.008 /ft²
WATER	16.00 CCF			\$233.62	\$14.601 /CCF	\$0.008 /ft²
Totals:		187,007 Kbtu	6.320 Kbtu/ft²	\$3,012.06		

Energy

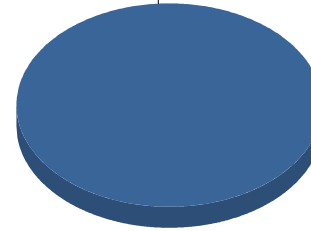
Electric



■ Electric 100.0%
Total: 100.0%

Cost

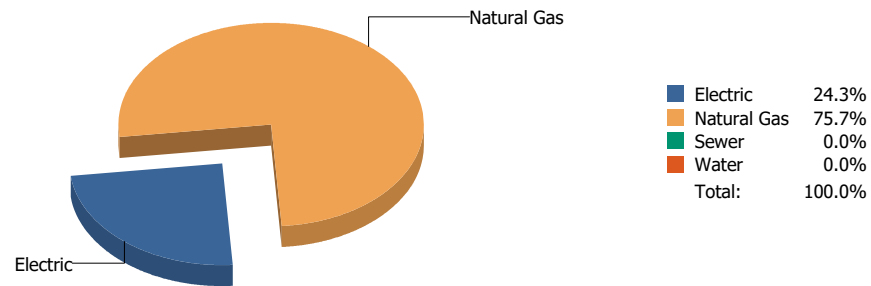
Electric



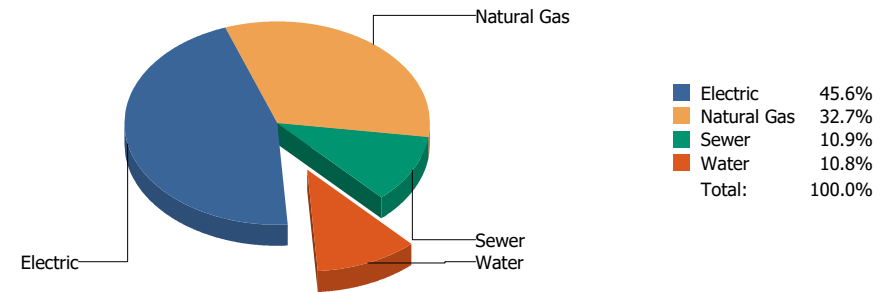
■ Electric 100.0%
Total: 100.0%

Commodity	Common Use	Energy Use	Energy Use / Area	Total Cost	Cost / Unit	Cost / Area
Place: [SCHUSTER] SCHUSTER 140 [BUILDING]						
Area: 34,371 ft ²						
Billing Period: Jan 2025						
ELECTRIC	29.00 kWh	99 Kbtu	0.003 Kbtu/ft ²	\$40.44	\$1.394 /kWh	\$0.001 /ft ²
Totals:		99 Kbtu	0.003 Kbtu/ft²	\$40.44		

Energy

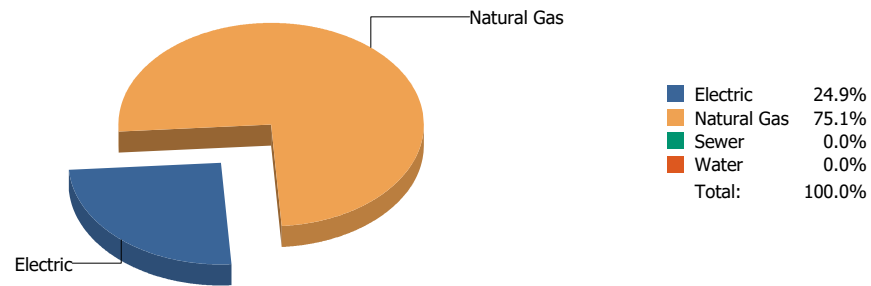


Cost

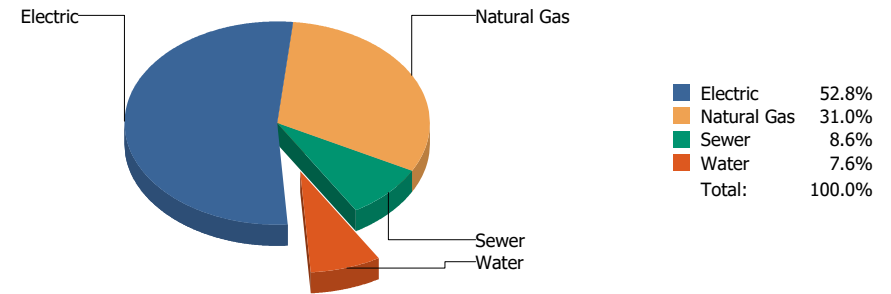


Commodity	Common Use	Energy Use	Energy Use / Area	Total Cost	Cost / Unit	Cost / Area
Place: [STANTON] STANTON ELEMENTARY SCHOOL 141 [BUILDING]						
Area: 75,957 ft²						
Billing Period: Jan 2025						
ELECTRIC	23,004.00 kWh	78,490 Kbtu	1.033 Kbtu/ft²	\$3,514.27	\$0.153 /kWh	\$0.046 /ft²
NATURALGAS	2,360.00 CCF	244,496 Kbtu	3.219 Kbtu/ft²	\$2,521.90	\$1.069 /CCF	\$0.033 /ft²
SEWER	132.00 CCF			\$837.36	\$6.344 /CCF	\$0.011 /ft²
WATER	163.00 CCF			\$829.18	\$5.087 /CCF	\$0.011 /ft²
Totals:		322,986 Kbtu	4.252 Kbtu/ft²	\$7,702.71		

Energy

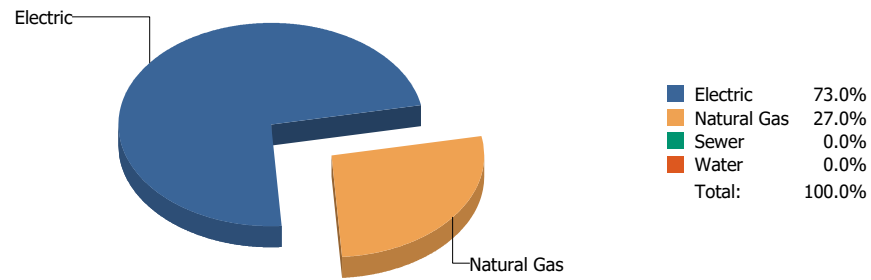


Cost

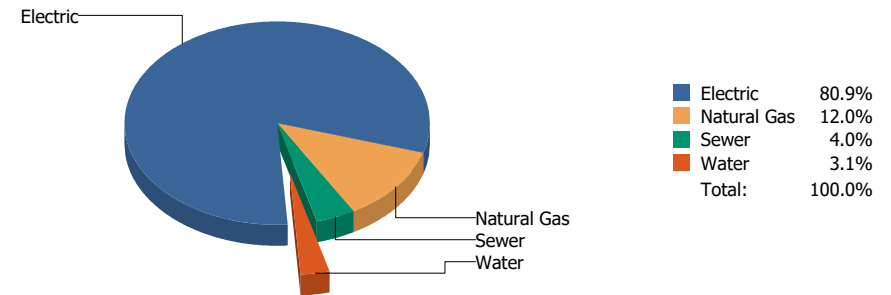


Commodity	Common Use	Energy Use	Energy Use / Area	Total Cost	Cost / Unit	Cost / Area
Place: [SUNRISEMOUNT] SUNRISE MOUNTAIN ELEMENTARY 150 [BUILDING]						
Area: 78,368 ft²						
Billing Period: Jan 2025						
ELECTRIC	28,822.00 kWh	98,341 Kbtu	1.255 Kbtu/ft ²	\$4,601.27	\$0.160 /kWh	\$0.059 /ft ²
NATURALGAS	2,863.00 CCF	296,607 Kbtu	3.785 Kbtu/ft ²	\$2,699.25	\$0.943 /CCF	\$0.034 /ft ²
SEWER	54.00 CCF			\$745.66	\$13.809 /CCF	\$0.009 /ft ²
WATER	40.00 CCF			\$663.34	\$16.584 /CCF	\$0.008 /ft ²
Totals:		394,947 Kbtu	5.040 Kbtu/ft²	\$8,709.52		

Energy

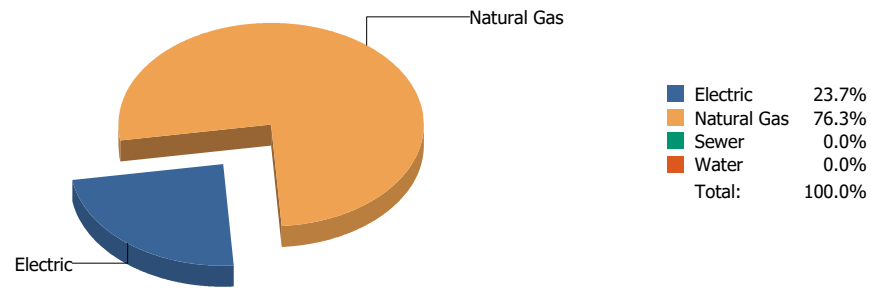


Cost

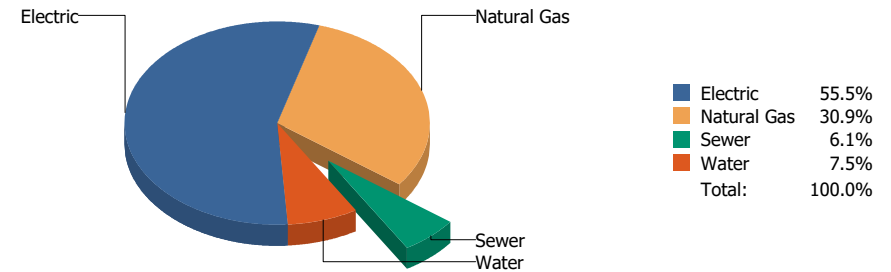


Commodity	Common Use	Energy Use	Energy Use / Area	Total Cost	Cost / Unit	Cost / Area
Place: [SUNSET-HIGH_1] TECHNOLOGY SERVICES [BUILDING]						
Area: 33,263 ft²						
Billing Period: Jan 2025						
ELECTRIC	74,385.00 kWh	253,802 Kbtu	7.630 Kbtu/ft²	\$6,930.63	\$0.093 /kWh	\$0.208 /ft²
NATURALGAS	904.00 CCF	93,654 Kbtu	2.816 Kbtu/ft²	\$1,025.24	\$1.134 /CCF	\$0.031 /ft²
SEWER	41.00 CCF			\$338.65	\$8.260 /CCF	\$0.010 /ft²
WATER	27.00 CCF			\$268.71	\$9.952 /CCF	\$0.008 /ft²
Totals:		347,456 Kbtu	10.446 Kbtu/ft²	\$8,563.23		

Energy

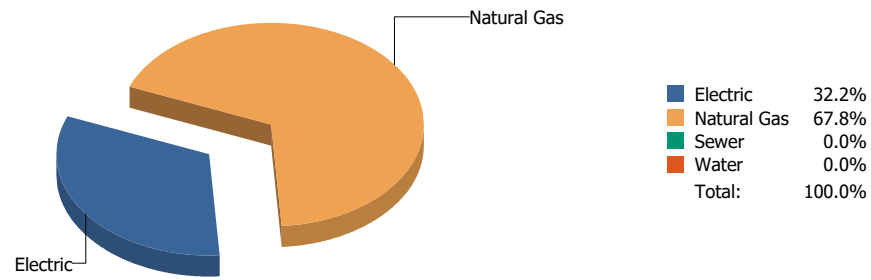


Cost

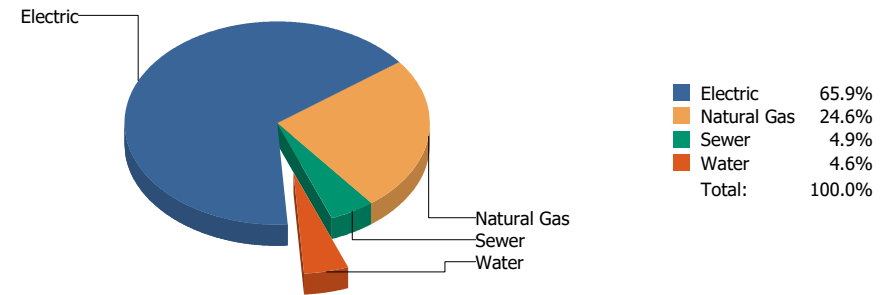


Commodity	Common Use	Energy Use	Energy Use / Area	Total Cost	Cost / Unit	Cost / Area
Place: [TIPPENELEMENTARY] TIPPIN ELEMENTARY SCHOOL 168 [BUILDING]						
Area: 93,360 ft²						
Billing Period: Jan 2025						
ELECTRIC	32,565.00 kWh	111,112 Kbtu	1.190 Kbtu/ft²	\$5,748.08	\$0.177 /kWh	\$0.062 /ft²
NATURALGAS	3,444.00 CCF	356,798 Kbtu	3.822 Kbtu/ft²	\$3,195.92	\$0.928 /CCF	\$0.034 /ft²
SEWER	62.00 CCF			\$636.02	\$10.258 /CCF	\$0.007 /ft²
WATER	52.00 CCF			\$779.51	\$14.991 /CCF	\$0.008 /ft²
Totals:		467,910 Kbtu	5.012 Kbtu/ft²	\$10,359.53		

Energy

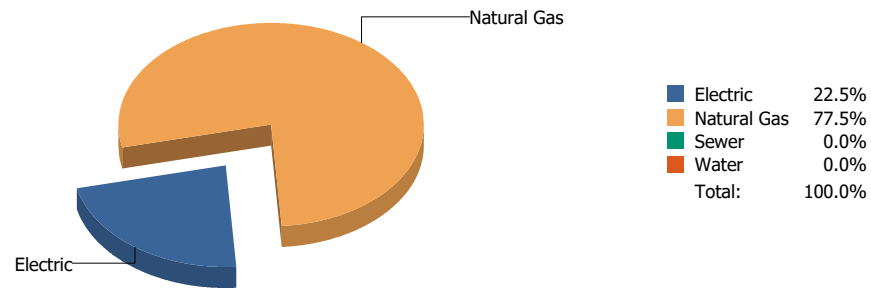


Cost

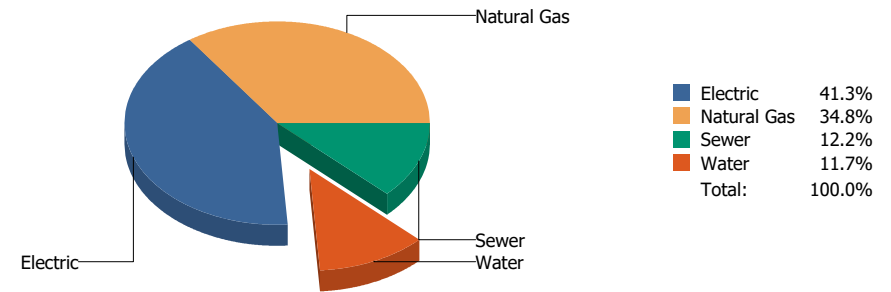


Commodity	Common Use	Energy Use	Energy Use / Area	Total Cost	Cost / Unit	Cost / Area
Place: [TOMLEA_2] TOM LEA ELEMENTARY SCHOOL 178 [BUILDING]						
Area: 88,828 ft²						
Billing Period: Jan 2025						
ELECTRIC	57,153.00 kWh	195,006 Kbtu	2.195 Kbtu/ft²	\$9,760.57	\$0.171 /kWh	\$0.110 /ft²
NATURALGAS	3,962.00 CCF	410,463 Kbtu	4.621 Kbtu/ft²	\$3,638.55	\$0.918 /CCF	\$0.041 /ft²
SEWER	86.00 CCF			\$730.34	\$8.492 /CCF	\$0.008 /ft²
WATER	66.00 CCF			\$687.06	\$10.410 /CCF	\$0.008 /ft²
Totals:		605,469 Kbtu	6.816 Kbtu/ft²	\$14,816.52		

Energy

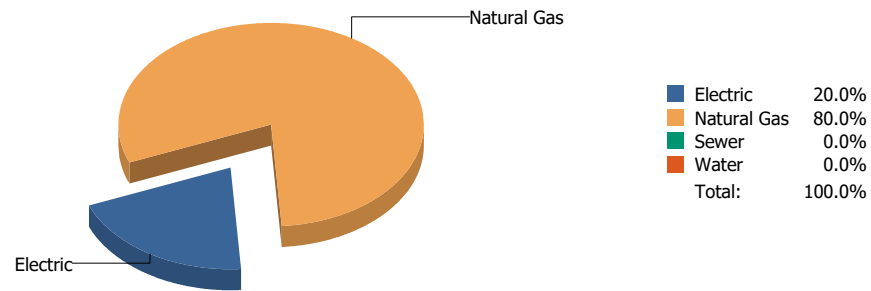


Cost

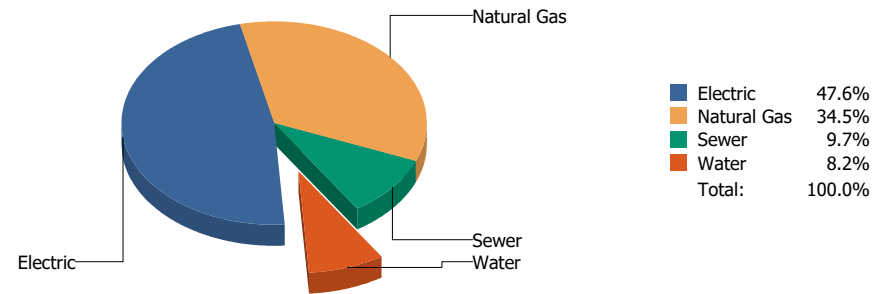


Commodity	Common Use	Energy Use	Energy Use / Area	Total Cost	Cost / Unit	Cost / Area
Place: [TRAVIS] TRAVIS ELEMENTARY SCHOOL 143 [BUILDING]						
Area: 78,925 ft²						
Billing Period: Jan 2025						
ELECTRIC	14,601.00 kWh	49,819 Kbtu	0.631 Kbtu/ft²	\$1,982.55	\$0.136 /kWh	\$0.025 /ft²
NATURALGAS	1,661.00 CCF	172,080 Kbtu	2.180 Kbtu/ft²	\$1,672.26	\$1.007 /CCF	\$0.021 /ft²
SEWER	68.00 CCF			\$585.84	\$8.615 /CCF	\$0.007 /ft²
WATER	75.00 CCF			\$562.64	\$7.502 /CCF	\$0.007 /ft²
Totals:		221,898 Kbtu	2.812 Kbtu/ft²	\$4,803.29		

Energy

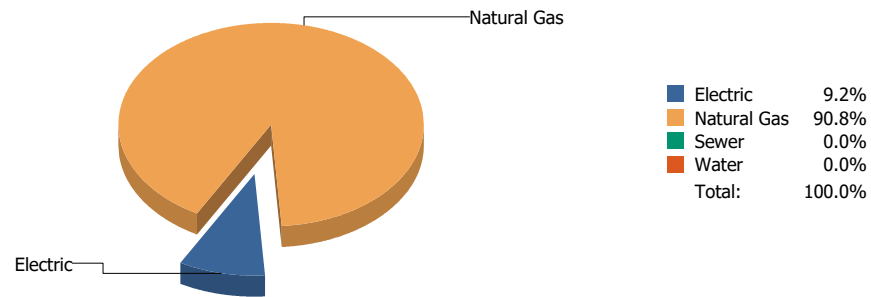


Cost

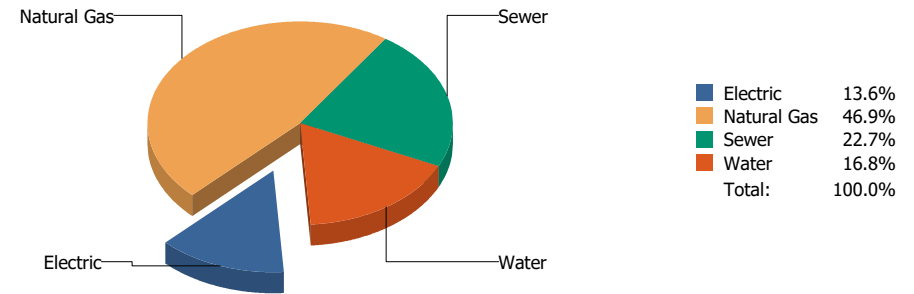


Commodity	Common Use	Energy Use	Energy Use / Area	Total Cost	Cost / Unit	Cost / Area
Place: [VILAS] VILAS ELEMENTARY SCHOOL 144 [BUILDING]						
Area: 66,992 ft²						
Billing Period: Jan 2025						
ELECTRIC	21,221.00 kWh	72,406 Kbtu	1.081 Kbtu/ft²	\$4,347.25	\$0.205 /kWh	\$0.065 /ft²
NATURALGAS	2,803.00 CCF	290,391 Kbtu	4.335 Kbtu/ft²	\$3,152.19	\$1.125 /CCF	\$0.047 /ft²
SEWER	45.00 CCF			\$886.93	\$19.710 /CCF	\$0.013 /ft²
WATER	41.00 CCF			\$744.17	\$18.150 /CCF	\$0.011 /ft²
Totals:		362,797 Kbtu	5.416 Kbtu/ft²	\$9,130.54		

Energy

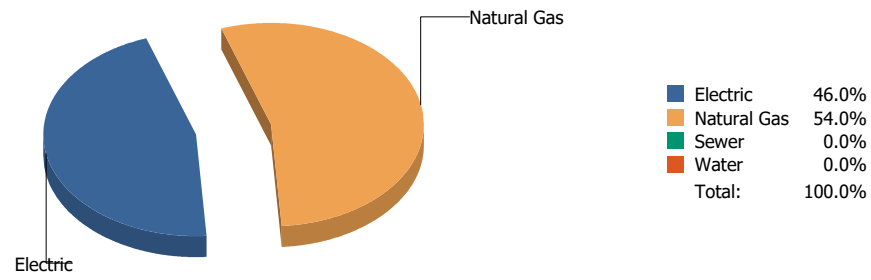


Cost

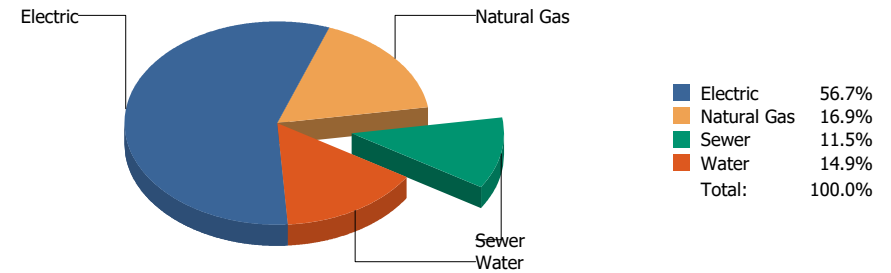


Commodity	Common Use	Energy Use	Energy Use / Area	Total Cost	Cost / Unit	Cost / Area
Place: [WAINWRIG] WAINWRIGHT 145 [BUILDING] Area: 38,227 ft² Billing Period: Jan 2025						
ELECTRIC	5,323.00 kWh	18,162 Kbtu	0.475 Kbtu/ft²	\$576.11	\$0.108 /kWh	\$0.015 /ft²
NATURALGAS	1,737.00 CCF	179,953 Kbtu	4.707 Kbtu/ft²	\$1,989.21	\$1.145 /CCF	\$0.052 /ft²
SEWER	154.00 CCF			\$960.26	\$6.235 /CCF	\$0.025 /ft²
WATER	146.00 CCF			\$713.96	\$4.890 /CCF	\$0.019 /ft²
Totals:		198,115 Kbtu	5.183 Kbtu/ft²	\$4,239.54		

Energy



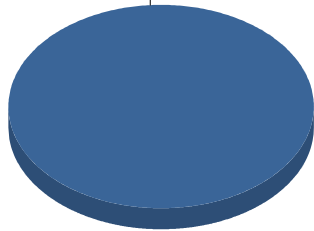
Cost



Commodity	Common Use	Energy Use	Energy Use / Area	Total Cost	Cost / Unit	Cost / Area
Place: [WALLY-HARTLEY-PK-8] WALLY HARTLEY PK-8 042 [BUILDING]						
Area: 131,497 ft²						
Billing Period: Jan 2025						
ELECTRIC	95,637.00 kWh	326,313 Kbtu	2.482 Kbtu/ft²	\$13,782.23	\$0.144 /kWh	\$0.105 /ft²
NATURALGAS	3,702.00 CCF	383,527 Kbtu	2.917 Kbtu/ft²	\$4,106.51	\$1.109 /CCF	\$0.031 /ft²
SEWER	231.00 CCF			\$2,792.99	\$12.091 /CCF	\$0.021 /ft²
WATER	340.00 CCF			\$3,616.33	\$10.636 /CCF	\$0.027 /ft²
Totals:		709,841 Kbtu	5.398 Kbtu/ft²	\$24,298.06		

Energy

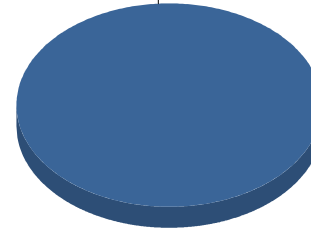
Electric



■ Electric 100.0%
Total: 100.0%

Cost

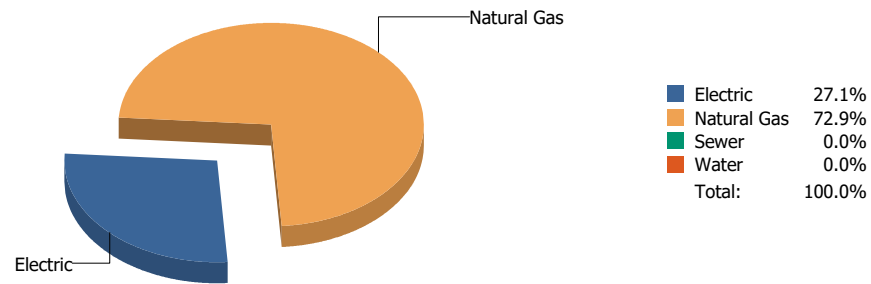
Electric



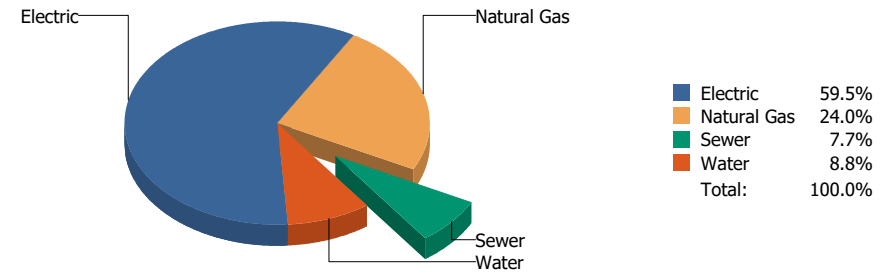
■ Electric 100.0%
Total: 100.0%

Commodity	Common Use	Energy Use	Energy Use / Area	Total Cost	Cost / Unit	Cost / Area
Place: [WESTSIDE] WESTSIDE TRANSPORTATION 951 [BUILDING]						
Area: 4,040 ft ²						
Billing Period: Jan 2025						
ELECTRIC	2,137.00 kWh	7,291 Kbtu	1.805 Kbtu/ft ²	\$286.52	\$0.134 /kWh	\$0.071 /ft ²
Totals:		7,291 Kbtu	1.805 Kbtu/ft²	\$286.52		

Energy

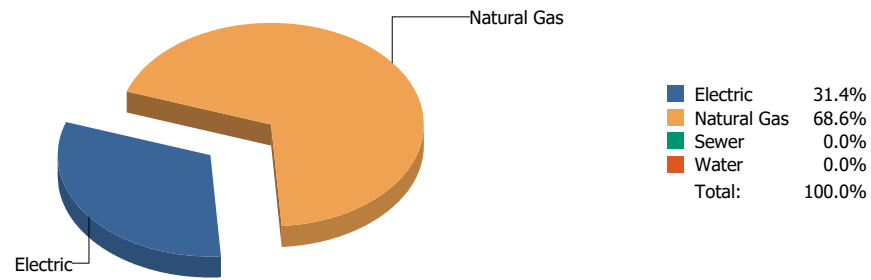


Cost

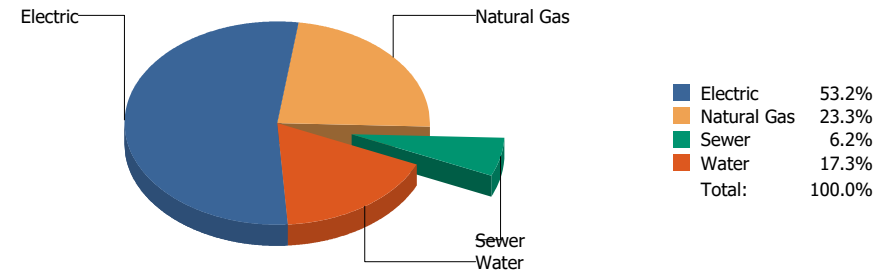


Commodity	Common Use	Energy Use	Energy Use / Area	Total Cost	Cost / Unit	Cost / Area
Place: [W-HILLS] WESTERN HILLS ELEMENTARY SCHOOL 146 [BUILDING]						
Area: 77,753 ft²						
Billing Period: Jan 2025						
ELECTRIC	23,955.00 kWh	81,734 Kbtu	1.051 Kbtu/ft²	\$5,119.33	\$0.214 /kWh	\$0.066 /ft²
NATURALGAS	2,123.00 CCF	219,943 Kbtu	2.829 Kbtu/ft²	\$2,066.79	\$0.974 /CCF	\$0.027 /ft²
SEWER	14.00 CCF			\$659.34	\$47.096 /CCF	\$0.008 /ft²
WATER	45.00 CCF			\$761.28	\$16.917 /CCF	\$0.010 /ft²
Totals:		301,677 Kbtu	3.880 Kbtu/ft²	\$8,606.74		

Energy

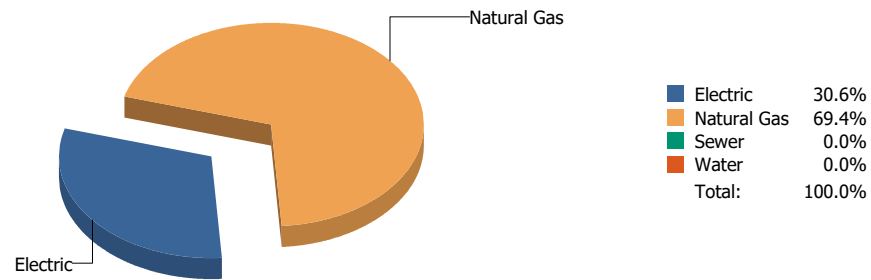


Cost

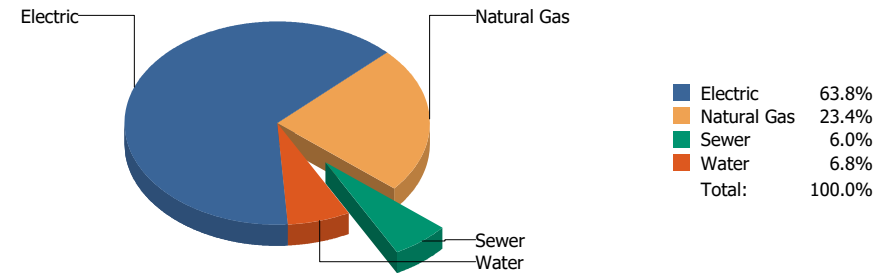


Commodity	Common Use	Energy Use	Energy Use / Area	Total Cost	Cost / Unit	Cost / Area
Place: [WHITAKER] WHITAKER ELEMENTARY SCHOOL 153 [BUILDING]						
Area: 89,458 ft²						
Billing Period: Jan 2025						
ELECTRIC	41,708.00 kWh	142,308 Kbtu	1.591 Kbtu/ft²	\$6,417.30	\$0.154 /kWh	\$0.072 /ft²
NATURALGAS	2,997.00 CCF	310,489 Kbtu	3.471 Kbtu/ft²	\$2,813.77	\$0.939 /CCF	\$0.031 /ft²
SEWER	45.00 CCF			\$746.73	\$16.594 /CCF	\$0.008 /ft²
WATER	303.00 CCF			\$2,082.50	\$6.873 /CCF	\$0.023 /ft²
Totals:		452,797 Kbtu	5.062 Kbtu/ft²	\$12,060.30		

Energy

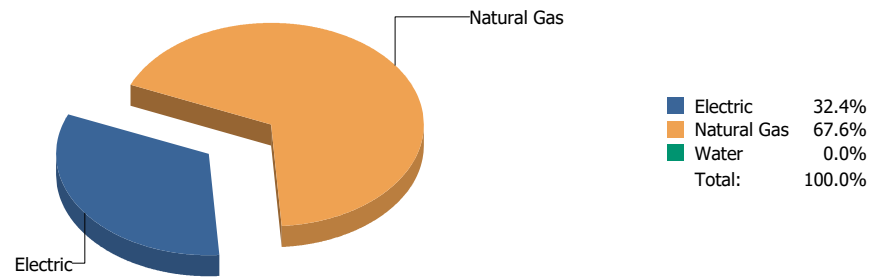


Cost

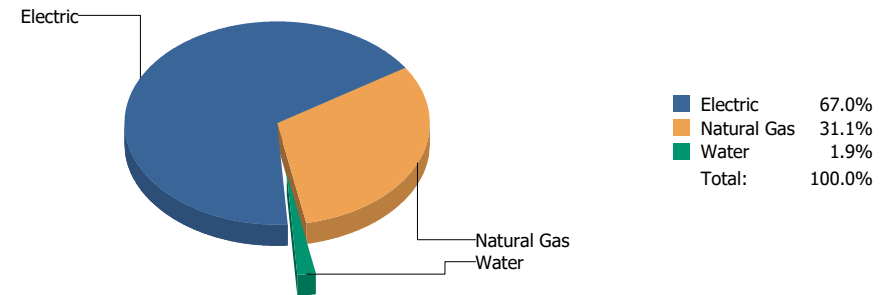


Commodity	Common Use	Energy Use	Energy Use / Area	Total Cost	Cost / Unit	Cost / Area
Place: [WHITE] ZACH WHITE ELEMENTARY SCHOOL [BUILDING]						
Area: 92,458 ft²						
Billing Period: Jan 2025						
ELECTRIC	28,798.00 kWh	98,259 Kbtu	1.063 Kbtu/ft²	\$6,368.11	\$0.221 /kWh	\$0.069 /ft²
NATURALGAS	2,147.00 CCF	222,429 Kbtu	2.406 Kbtu/ft²	\$2,339.56	\$1.090 /CCF	\$0.025 /ft²
SEWER	63.00 CCF			\$602.63	\$9.566 /CCF	\$0.006 /ft²
WATER	54.00 CCF			\$677.69	\$12.550 /CCF	\$0.007 /ft²
Totals:		320,688 Kbtu	3.468 Kbtu/ft²	\$9,987.99		

Energy

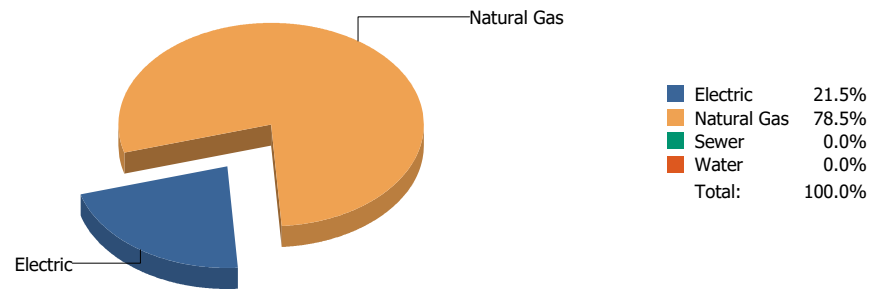


Cost

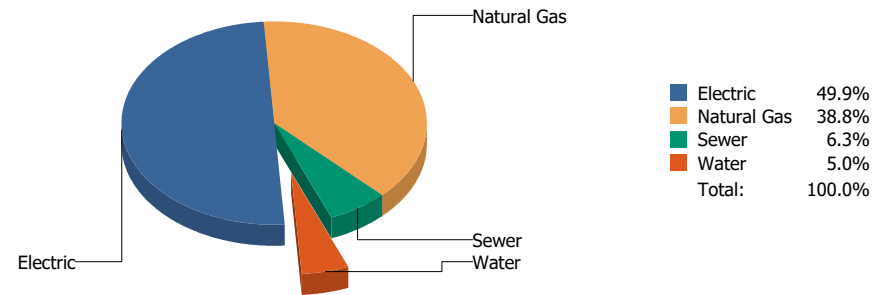


Commodity	Common Use	Energy Use	Energy Use / Area	Total Cost	Cost / Unit	Cost / Area
Place: [WIGGS] WIGGS MIDDLE SCHOOL 052 [BUILDING]						
Area: 110,689 ft²						
Billing Period: Jan 2025						
ELECTRIC	36,241.00 kWh	123,654 Kbtu	1.117 Kbtu/ft ²	\$5,112.69	\$0.141 /kWh	\$0.046 /ft ²
NATURALGAS	2,485.00 CCF	257,446 Kbtu	2.326 Kbtu/ft ²	\$2,376.19	\$0.956 /CCF	\$0.021 /ft ²
WATER	2.00 CCF			\$146.79	\$73.395 /CCF	\$0.001 /ft ²
Totals:		381,100 Kbtu	3.443 Kbtu/ft²	\$7,635.67		

Energy

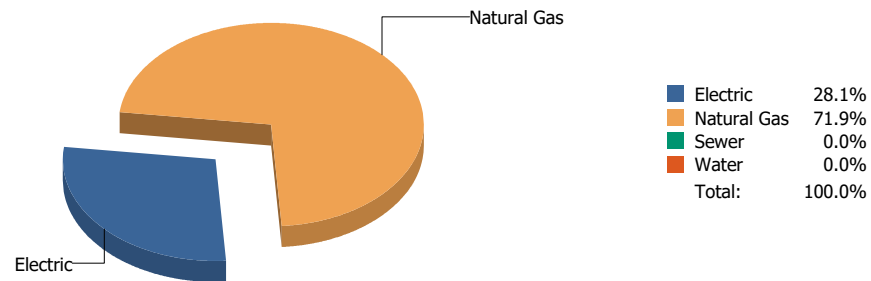


Cost

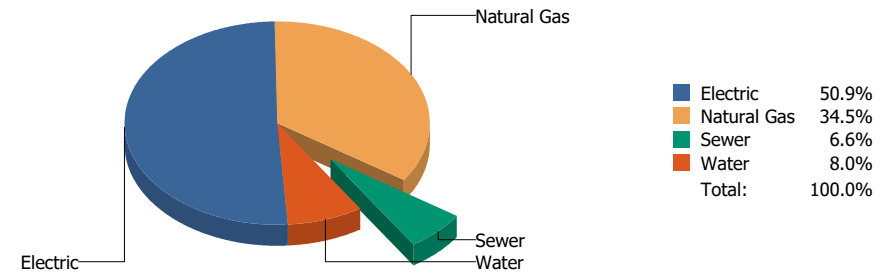


Commodity	Common Use	Energy Use	Energy Use / Area	Total Cost	Cost / Unit	Cost / Area
Place: [YOUNG/WOMENS/ACADEMY/1] YOUNG WOMENS ACADEMY [BUILDING]						
Area: 133,779 ft²						
Billing Period: Jan 2025						
ELECTRIC	55,403.00 kWh	189,035 Kbtu	1.413 Kbtu/ft²	\$7,641.14	\$0.138 /kWh	\$0.057 /ft²
NATURALGAS	6,647.00 CCF	688,629 Kbtu	5.148 Kbtu/ft²	\$5,933.36	\$0.893 /CCF	\$0.044 /ft²
SEWER	92.00 CCF			\$965.88	\$10.499 /CCF	\$0.007 /ft²
WATER	59.00 CCF			\$757.99	\$12.847 /CCF	\$0.006 /ft²
Totals:		877,664 Kbtu	6.561 Kbtu/ft²	\$15,298.37		

Energy



Cost



Commodity	Common Use	Energy Use	Energy Use / Area	Total Cost	Cost / Unit	Cost / Area
Place: [ZAVALA] ZAVALA ELEMENTARY SCHOOL 148 [BUILDING]						
Area: 53,356 ft²						
Billing Period: Jan 2025						
ELECTRIC	18,090.00 kWh	61,723 Kbtu	1.157 Kbtu/ft²	\$2,410.53	\$0.133 /kWh	\$0.045 /ft²
NATURALGAS	1,521.00 CCF	157,576 Kbtu	2.953 Kbtu/ft²	\$1,635.09	\$1.075 /CCF	\$0.031 /ft²
SEWER	34.00 CCF			\$311.14	\$9.151 /CCF	\$0.006 /ft²
WATER	20.00 CCF			\$379.54	\$18.977 /CCF	\$0.007 /ft²
Totals:		219,299 Kbtu	4.110 Kbtu/ft²	\$4,736.30		

Requested by: eagarci2

Client version:

Report version: 9

Filters: Meters in Building Name: Not one of ZACH WHITE MODULAR SCHOOL 147;START SCHOOL EARLY 1 DAY VALUE;STADIUM RATE CHANGES;SKY PARK IB1;SKY PARK I 200;SKY PARK;ROOSEVELT 137;REMCON COTTAGES;PARKDALE COTTAGES 957;NORTHEAST BOOK DEPOSITORY 814;NEW COMPUTERS SINCE JUNE 1990;Lighting;CANYON HILLS PORTABLES;Butterfield Trail Warehouse;BRANON COTTAGES 955;BLUE FLAME BLDG.;BARCELONA COTTAGES;ALL REFUNDS AND REBATES; ; Bill is Void Equals 0; Account is Active Equals 1; Bill is from External Vendor Equals 1; ; Billing Period Equals Jan 2025

Record count: 0