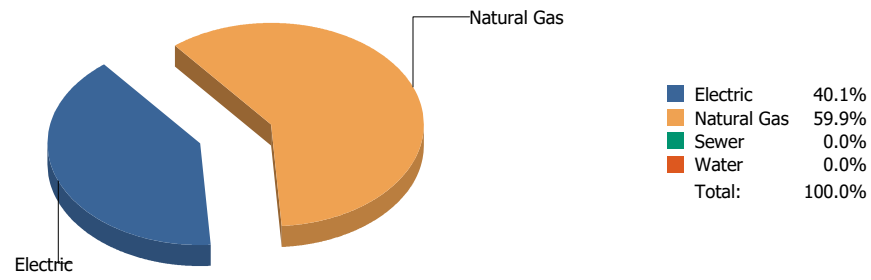
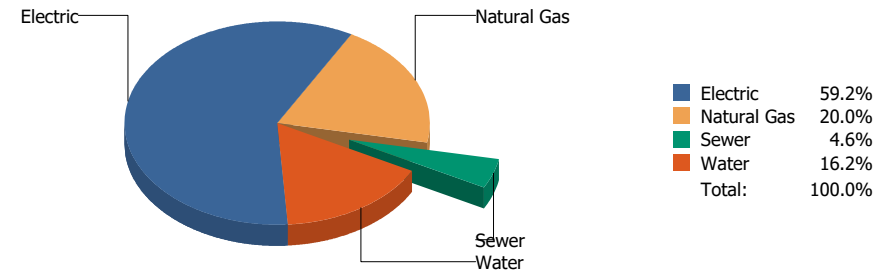


## Energy



## Cost



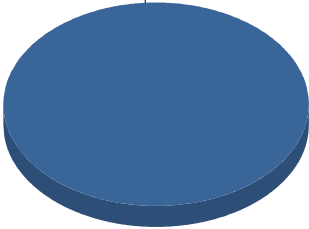
Commodity	Common Use	Energy Use	Energy Use / Area	Total Cost	Cost / Unit	Cost / Area
<b>Place Summary Report</b>						
<b>Area: 10,061,483 ft<sup>2</sup></b>						
<b>Billing Period: Mar 2025</b>						
ELECTRIC	3,864,387.00 kWh	13,185,288 Kbtu	1.243 Kbtu/ft <sup>2</sup>	\$610,673.03	\$0.158 /kWh	\$0.058 /ft <sup>2</sup>
NATURALGAS	189,743.00 CCF	19,657,375 Kbtu	1.910 Kbtu/ft <sup>2</sup>	\$205,979.33	\$1.086 /CCF	\$0.020 /ft <sup>2</sup>
SEWER	4,040.00 CCF			\$47,815.12	\$11.835 /CCF	\$0.004 /ft <sup>2</sup>
WATER	21,259.00 CCF			\$167,681.89	\$7.888 /CCF	\$0.015 /ft <sup>2</sup>
<b>Totals:</b>		<b>32,842,663 Kbtu</b>	<b>3.153 Kbtu/ft<sup>2</sup></b>	<b>\$1,032,149.37</b>		

\* Please note per area calculations only include buildings with a floor area greater than 0.

Energy

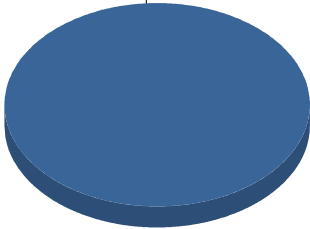
Cost

Electric



■ Electric 100.0%  
Total: 100.0%

Electric

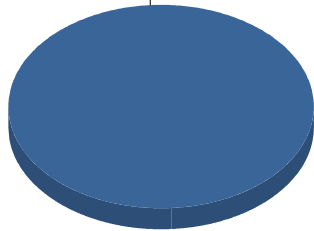


■ Electric 100.0%  
Total: 100.0%

Commodity	Common Use	Energy Use	Energy Use / Area	Total Cost	Cost / Unit	Cost / Area
Place: [ALAMO] ALAMO 101 [BUILDING]						
Area: 58,978 ft²						
Billing Period: Mar 2025						
ELECTRIC	2,730.00 kWh	9,315 Kbtu	0.158 Kbtu/ft²	\$307.60	\$0.113 /kWh	\$0.005 /ft²
Totals:		9,315 Kbtu	0.158 Kbtu/ft²	\$307.60		

## Energy

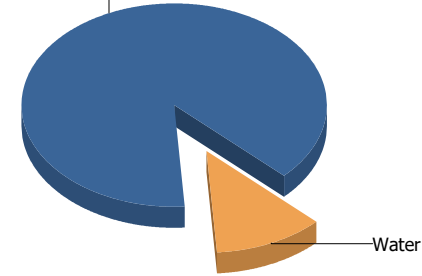
Electric



■ Electric 100.0%  
 ■ Water 0.0%  
 Total: 100.0%

## Cost

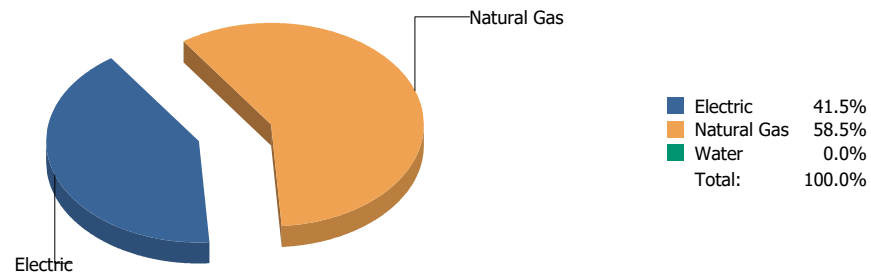
Electric



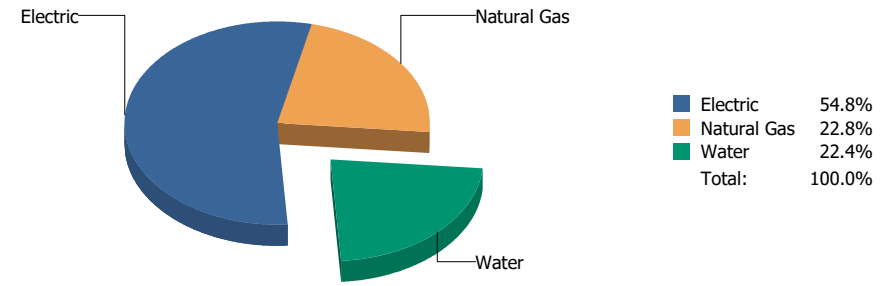
■ Electric 88.2%  
 ■ Water 11.8%  
 Total: 100.0%

Commodity	Common Use	Energy Use	Energy Use / Area	Total Cost	Cost / Unit	Cost / Area
Place: [ALTA] ALTA VISTA 102 [BUILDING]						
Area: 68,463 ft²						
Billing Period: Mar 2025						
ELECTRIC	4,535.00 kWh	15,473 Kbtu	0.226 Kbtu/ft²	\$387.38	\$0.085 /kWh	\$0.006 /ft²
WATER	0.00 CCF			\$51.58	\$0.000 /CCF	\$0.001 /ft²
<b>Totals:</b>		<b>15,473 Kbtu</b>	<b>0.226 Kbtu/ft²</b>	<b>\$438.96</b>		

## Energy

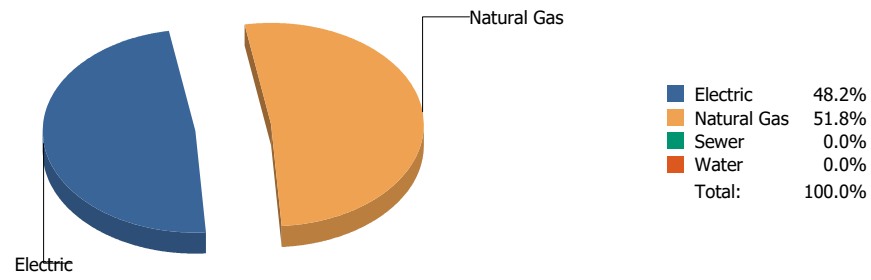


## Cost

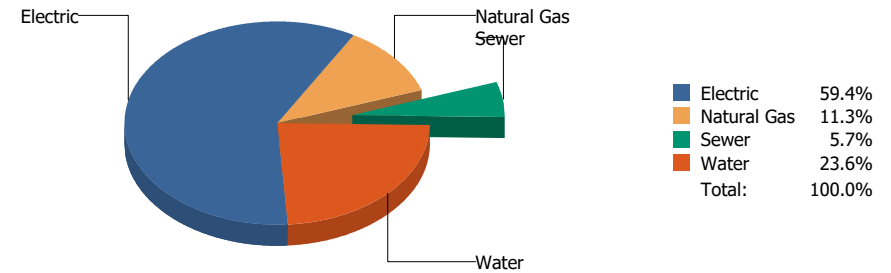


Commodity	Common Use	Energy Use	Energy Use / Area	Total Cost	Cost / Unit	Cost / Area
<b>Place: [ANDRESS] ANDRESS HIGH SCHOOL 001 [BUILDING]</b>						
<b>Area: 266,968 ft<sup>2</sup></b>						
<b>Billing Period: Mar 2025</b>						
ELECTRIC	119,250.00 kWh	406,881 Kbtu	1.524 Kbtu/ft <sup>2</sup>	\$18,363.86	\$0.154 /kWh	\$0.068 /ft <sup>2</sup>
NATURALGAS	5,547.00 CCF	574,669 Kbtu	2.153 Kbtu/ft <sup>2</sup>	\$7,655.48	\$1.380 /CCF	\$0.028 /ft <sup>2</sup>
WATER	909.00 CCF			\$7,521.51	\$8.274 /CCF	\$0.028 /ft <sup>2</sup>
<b>Totals:</b>		<b>981,550 Kbtu</b>	<b>3.677 Kbtu/ft<sup>2</sup></b>	<b>\$33,540.85</b>		

## Energy

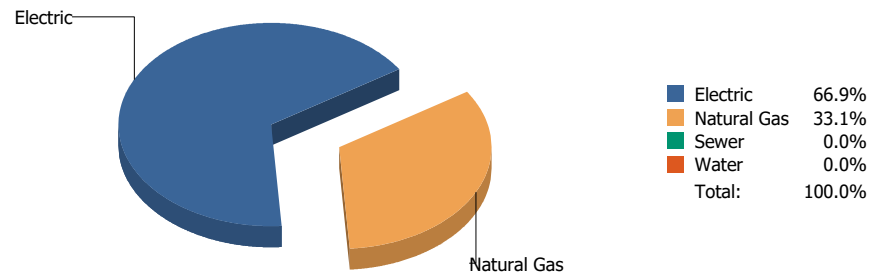


## Cost

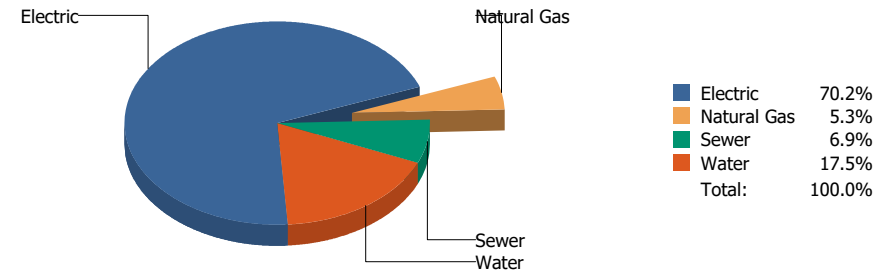


Commodity	Common Use	Energy Use	Energy Use / Area	Total Cost	Cost / Unit	Cost / Area
Place: [AOY] AOY ELEMENTARY SCHOOL 103 [BUILDING]						
Area: 105,486 ft <sup>2</sup>						
Billing Period: Mar 2025						
ELECTRIC	37,965.00 kWh	129,537 Kbtu	1.228 Kbtu/ft <sup>2</sup>	\$8,541.28	\$0.225 /kWh	\$0.081 /ft <sup>2</sup>
NATURALGAS	1,343.00 CCF	139,135 Kbtu	1.319 Kbtu/ft <sup>2</sup>	\$1,629.32	\$1.213 /CCF	\$0.015 /ft <sup>2</sup>
SEWER	43.00 CCF			\$816.43	\$18.987 /CCF	\$0.008 /ft <sup>2</sup>
WATER	420.00 CCF			\$3,386.52	\$8.063 /CCF	\$0.032 /ft <sup>2</sup>
<b>Totals:</b>		<b>268,671 Kbtu</b>	<b>2.547 Kbtu/ft<sup>2</sup></b>	<b>\$14,373.55</b>		

## Energy

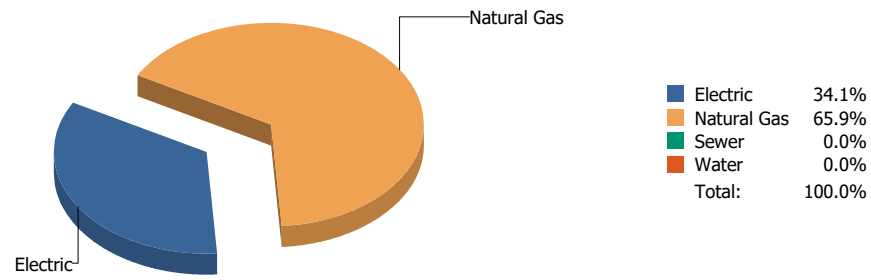


## Cost

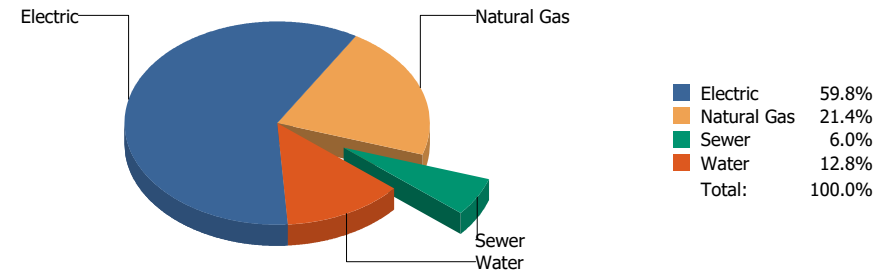


Commodity	Common Use	Energy Use	Energy Use / Area	Total Cost	Cost / Unit	Cost / Area
<b>Place: [ARCHIE_DURAN-ELE] ARCHIE DURAN ELEMENTARY SCHOOL [BUILDING]</b>						
<b>Area: 0 ft²</b>						
<b>Billing Period: Mar 2025</b>						
ELECTRIC	43,577.00 kWh	148,685 Kbtu		\$8,552.82	\$0.196 /kWh	
NATURALGAS	709.00 CCF	73,452 Kbtu		\$648.30	\$0.914 /CCF	
SEWER	50.00 CCF			\$846.04	\$16.921 /CCF	
WATER	201.00 CCF			\$2,131.90	\$10.606 /CCF	
<b>Totals:</b>		<b>222,137 Kbtu</b>		<b>\$12,179.06</b>		

## Energy

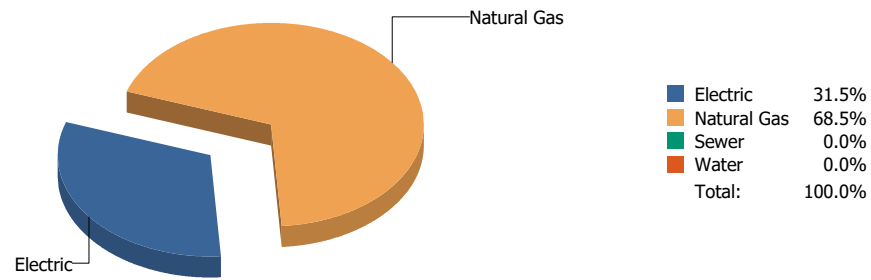


## Cost

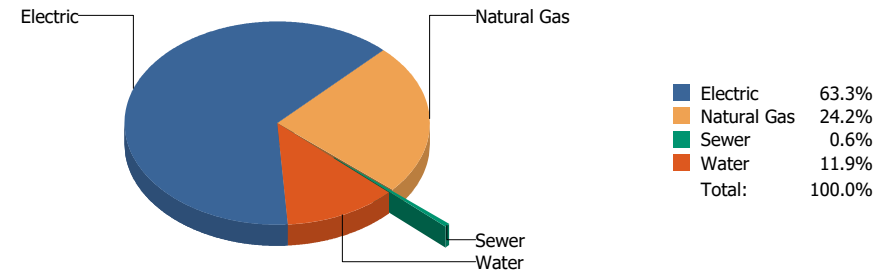


Commodity	Common Use	Energy Use	Energy Use / Area	Total Cost	Cost / Unit	Cost / Area
<b>Place: [AUSTIN] AUSTIN HIGH SCHOOL 002 [BUILDING]</b>						
<b>Area: 269,216 ft²</b>						
<b>Billing Period: Mar 2025</b>						
ELECTRIC	93,087.00 kWh	317,613 Kbtu	1.180 Kbtu/ft²	\$15,923.74	\$0.171 /kWh	\$0.059 /ft²
NATURALGAS	5,926.00 CCF	613,934 Kbtu	2.280 Kbtu/ft²	\$5,700.52	\$0.962 /CCF	\$0.021 /ft²
SEWER	185.00 CCF			\$1,599.26	\$8.645 /CCF	\$0.006 /ft²
WATER	353.00 CCF			\$3,409.14	\$9.658 /CCF	\$0.012 /ft²
<b>Totals:</b>		<b>931,546 Kbtu</b>	<b>3.460 Kbtu/ft²</b>	<b>\$26,632.66</b>		

## Energy



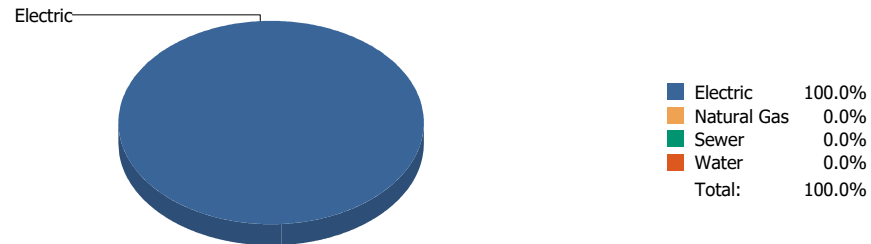
## Cost



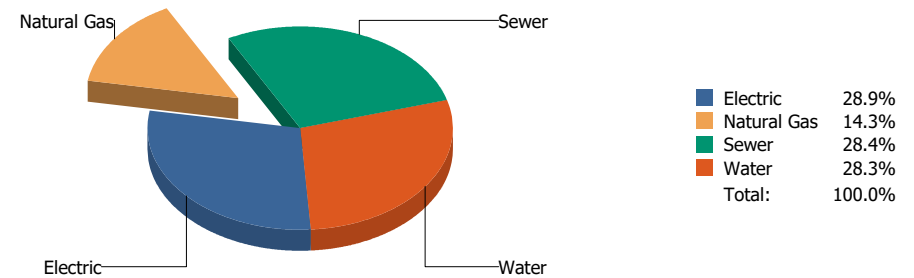
Commodity	Common Use	Energy Use	Energy Use / Area	Total Cost	Cost / Unit	Cost / Area
<b>Place: [BARRONELEMENTARY] BARRON ELEMENTARY SCHOOL 165 [BUILDING]</b>						
<b>Area: 87,818 ft²</b>						
<b>Billing Period: Mar 2025</b>						
ELECTRIC	41,652.00 kWh	142,117 Kbtu	1.618 Kbtu/ft²	\$7,185.74	\$0.173 /kWh	\$0.082 /ft²
NATURALGAS	2,989.00 CCF	309,660 Kbtu	3.526 Kbtu/ft²	\$2,745.76	\$0.919 /CCF	\$0.031 /ft²
SEWER	0.00 CCF			\$69.60	\$0.000 /CCF	\$0.001 /ft²
WATER	61.00 CCF			\$1,346.44	\$22.073 /CCF	\$0.015 /ft²
<b>Totals:</b>		<b>451,777 Kbtu</b>	<b>5.144 Kbtu/ft²</b>	<b>\$11,347.54</b>		



## Energy



## Cost

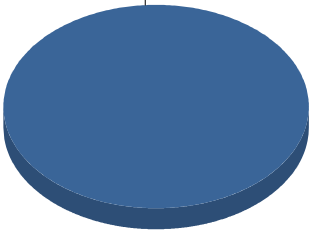


Commodity	Common Use	Energy Use	Energy Use / Area	Total Cost	Cost / Unit	Cost / Area
<b>Place: [BASSETT] BASSETT MIDDLE SCHOOL 049 [BUILDING]</b>						
<b>Area: 174,250 ft²</b>						
<b>Billing Period: Mar 2025</b>						
ELECTRIC	12,225.00 kWh	41,712 Kbtu	0.239 Kbtu/ft²	\$1,016.90	\$0.083 /kWh	\$0.006 /ft²
NATURALGAS	0.00 CCF	0 Kbtu	0.000 Kbtu/ft²	\$504.64	\$0.000 /CCF	\$0.003 /ft²
SEWER	139.00 CCF			\$999.95	\$7.194 /CCF	\$0.006 /ft²
WATER	154.00 CCF			\$997.17	\$6.475 /CCF	\$0.006 /ft²
<b>Totals:</b>		<b>41,712 Kbtu</b>	<b>0.239 Kbtu/ft²</b>	<b>\$3,518.66</b>		

Energy

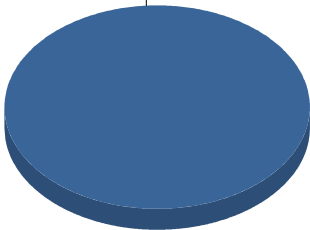
Cost

Electric



■ Electric 100.0%  
Total: 100.0%

Electric

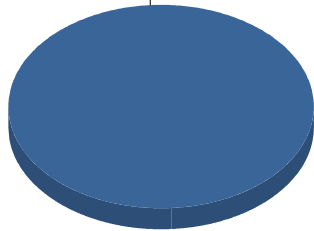


■ Electric 100.0%  
Total: 100.0%

Commodity	Common Use	Energy Use	Energy Use / Area	Total Cost	Cost / Unit	Cost / Area
Place: [BEALL] BEALL 104 [BUILDING]						
Area: 74,454 ft²						
Billing Period: Mar 2025						
ELECTRIC	865.00 kWh	2,951 Kbtu	0.040 Kbtu/ft²	\$147.13	\$0.170 /kWh	\$0.002 /ft²
Totals:		2,951 Kbtu	0.040 Kbtu/ft²	\$147.13		

## Energy

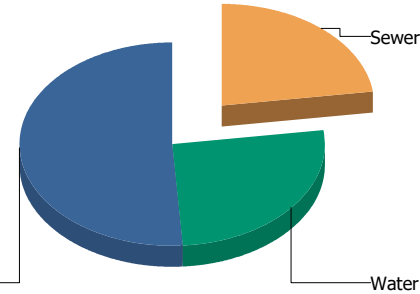
Electric



■ Electric 100.0%  
 ■ Sewer 0.0%  
 ■ Water 0.0%  
 Total: 100.0%

## Cost

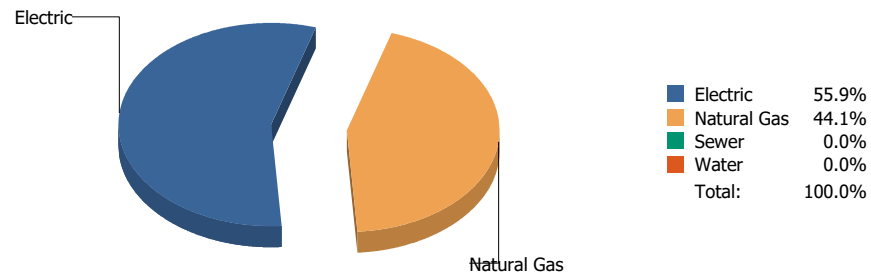
Electric



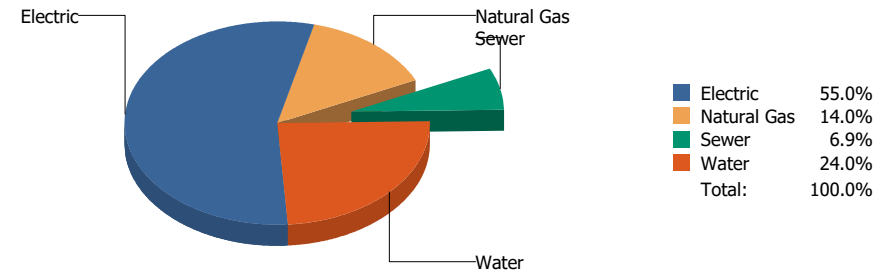
■ Electric 51.0%  
 ■ Sewer 22.7%  
 ■ Water 26.2%  
 Total: 100.0%

Commodity	Common Use	Energy Use	Energy Use / Area	Total Cost	Cost / Unit	Cost / Area
<b>Place: [BLISS] BLISS ELEMENTARY SCHOOL 105 [BUILDING]</b>						
<b>Area: 78,820 ft<sup>2</sup></b>						
<b>Billing Period: Mar 2025</b>						
ELECTRIC	15,187.00 kWh	51,818 Kbtu	0.657 Kbtu/ft <sup>2</sup>	\$2,197.92	\$0.145 /kWh	\$0.028 /ft <sup>2</sup>
SEWER	134.00 CCF			\$978.85	\$7.305 /CCF	\$0.012 /ft <sup>2</sup>
WATER	219.00 CCF			\$1,130.65	\$5.163 /CCF	\$0.014 /ft <sup>2</sup>
<b>Totals:</b>		<b>51,818 Kbtu</b>	<b>0.657 Kbtu/ft<sup>2</sup></b>	<b>\$4,307.42</b>		

## Energy



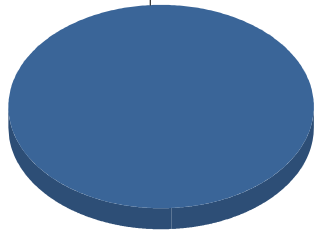
## Cost



Commodity	Common Use	Energy Use	Energy Use / Area	Total Cost	Cost / Unit	Cost / Area
Place: [BOBBY_JOE_HILL] BOBBY JOE HILL PK-8 059 [BUILDING]						
Area: 0 ft <sup>2</sup>						
Billing Period: Mar 2025						
ELECTRIC	58,796.00 kWh	200,612 Kbtu		\$8,294.04	\$0.141 /kWh	
NATURALGAS	1,526.00 CCF	158,094 Kbtu		\$2,116.16	\$1.387 /CCF	
SEWER	96.00 CCF			\$1,040.62	\$10.840 /CCF	
WATER	592.00 CCF			\$3,625.32	\$6.124 /CCF	
<b>Totals:</b>		<b>358,706 Kbtu</b>		<b>\$15,076.14</b>		

## Energy

Electric



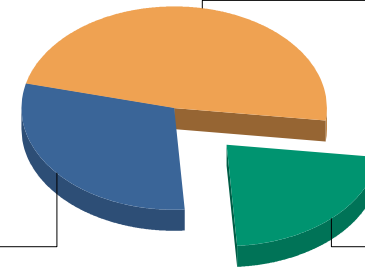
■ Electric 100.0%  
 ■ Sewer 0.0%  
 ■ Water 0.0%  
 Total: 100.0%

## Cost

Sewer

Electric

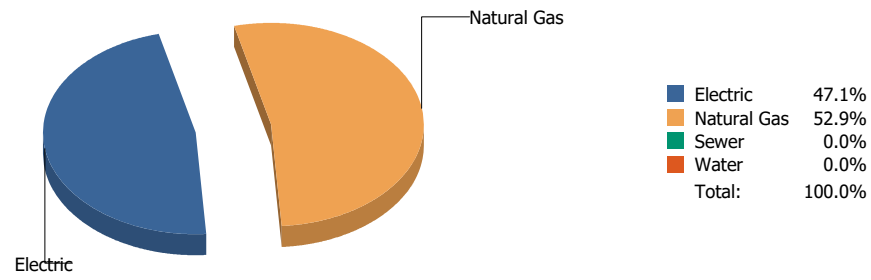
Water



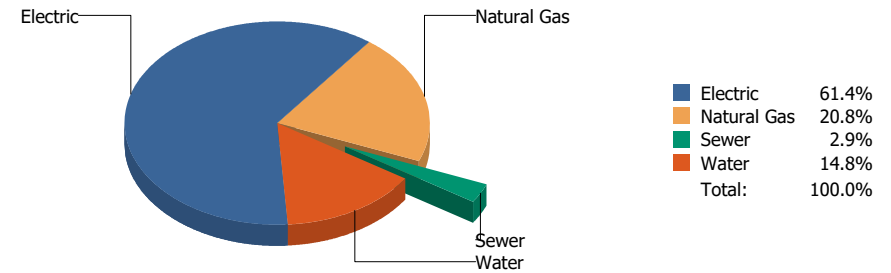
■ Electric 30.0%  
 ■ Sewer 48.1%  
 ■ Water 21.9%  
 Total: 100.0%

Commodity	Common Use	Energy Use	Energy Use / Area	Total Cost	Cost / Unit	Cost / Area
Place: [BOND_2] BOND 160 [BUILDING]						
Area: 89,988 ft <sup>2</sup>						
Billing Period: Mar 2025						
ELECTRIC	2,638.00 kWh	9,001 Kbtu	0.100 Kbtu/ft <sup>2</sup>	\$373.67	\$0.142 /kWh	\$0.004 /ft <sup>2</sup>
SEWER	0.00 CCF			\$598.38	\$0.000 /CCF	\$0.007 /ft <sup>2</sup>
WATER	0.00 CCF			\$272.55	\$0.000 /CCF	\$0.003 /ft <sup>2</sup>
<b>Totals:</b>		<b>9,001 Kbtu</b>	<b>0.100 Kbtu/ft<sup>2</sup></b>	<b>\$1,244.60</b>		

## Energy

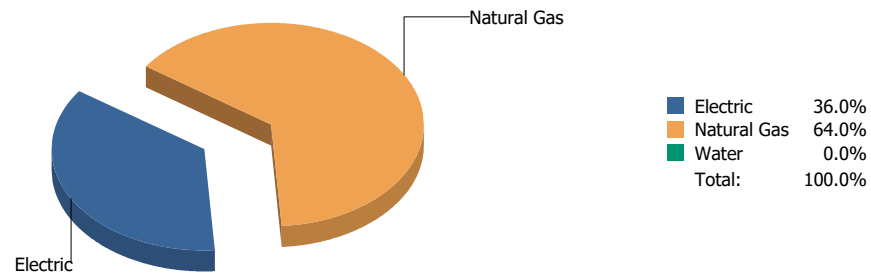


## Cost

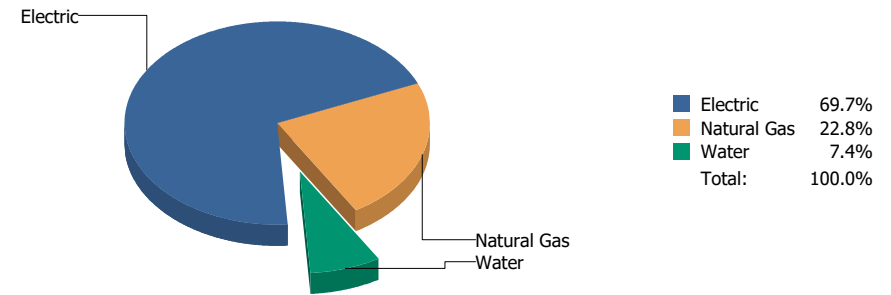


Commodity	Common Use	Energy Use	Energy Use / Area	Total Cost	Cost / Unit	Cost / Area
<b>Place: [BOWIE] BOWIE HIGH SCHOOL 003 [BUILDING]</b>						
<b>Area: 282,931 ft²</b>						
<b>Billing Period: Mar 2025</b>						
ELECTRIC	185,526.00 kWh	633,015 Kbtu	2.237 Kbtu/ft²	\$18,435.79	\$0.099 /kWh	\$0.065 /ft²
NATURALGAS	6,862.00 CCF	710,903 Kbtu	2.513 Kbtu/ft²	\$6,251.21	\$0.911 /CCF	\$0.022 /ft²
SEWER	65.00 CCF			\$873.33	\$13.436 /CCF	\$0.003 /ft²
WATER	921.00 CCF			\$4,444.90	\$4.826 /CCF	\$0.016 /ft²
<b>Totals:</b>		<b>1,343,918 Kbtu</b>	<b>4.750 Kbtu/ft²</b>	<b>\$30,005.23</b>		

## Energy

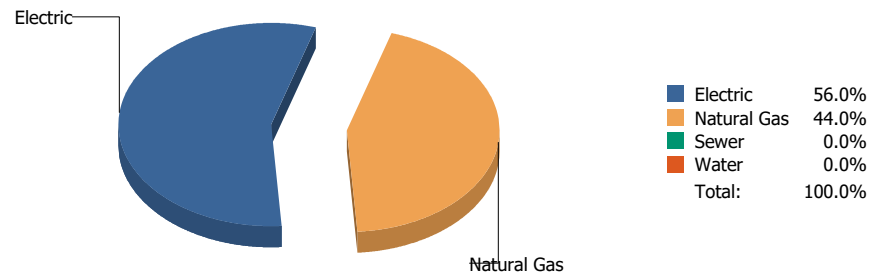


## Cost

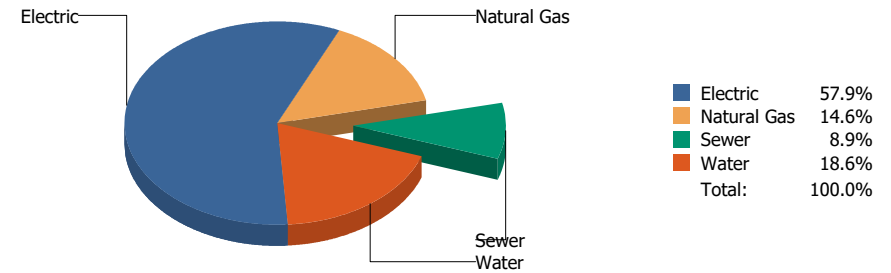


Commodity	Common Use	Energy Use	Energy Use / Area	Total Cost	Cost / Unit	Cost / Area
<b>Place: [BROWN] BROWN MIDDLE SCHOOL 056 [BUILDING]</b>						
<b>Area: 173,263 ft<sup>2</sup></b>						
<b>Billing Period: Mar 2025</b>						
ELECTRIC	74,960.00 kWh	255,764 Kbtu	1.476 Kbtu/ft <sup>2</sup>	\$12,014.42	\$0.160 /kWh	\$0.069 /ft <sup>2</sup>
NATURALGAS	4,396.00 CCF	455,426 Kbtu	2.629 Kbtu/ft <sup>2</sup>	\$3,933.73	\$0.895 /CCF	\$0.023 /ft <sup>2</sup>
WATER	157.00 CCF			\$1,278.51	\$8.143 /CCF	\$0.007 /ft <sup>2</sup>
<b>Totals:</b>		<b>711,189 Kbtu</b>	<b>4.105 Kbtu/ft<sup>2</sup></b>	<b>\$17,226.66</b>		

## Energy



## Cost



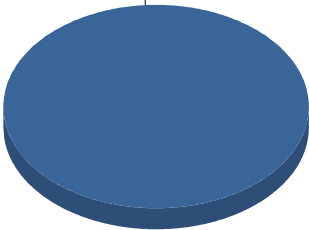
Commodity	Common Use	Energy Use	Energy Use / Area	Total Cost	Cost / Unit	Cost / Area
Place: [BURGES] BURGESS HIGH SCHOOL [BUILDING]						
Area: 241,219 ft <sup>2</sup>						
Billing Period: Mar 2025						
ELECTRIC	100,708.00 kWh	343,616 Kbtu	1.424 Kbtu/ft <sup>2</sup>	\$15,634.30	\$0.155 /kWh	\$0.064 /ft <sup>2</sup>
NATURALGAS	2,610.00 CCF	270,396 Kbtu	1.121 Kbtu/ft <sup>2</sup>	\$3,952.22	\$1.514 /CCF	\$0.016 /ft <sup>2</sup>
SEWER	202.00 CCF			\$2,397.39	\$11.868 /CCF	\$0.010 /ft <sup>2</sup>
WATER	467.00 CCF			\$5,034.15	\$10.780 /CCF	\$0.021 /ft <sup>2</sup>
<b>Totals:</b>		<b>614,012 Kbtu</b>	<b>2.545 Kbtu/ft<sup>2</sup></b>	<b>\$27,018.06</b>		



Energy

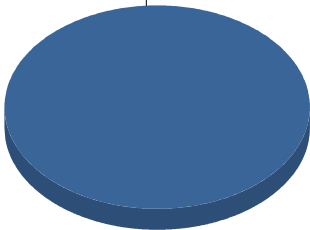
Cost

Electric



■ Electric 100.0%  
Total: 100.0%

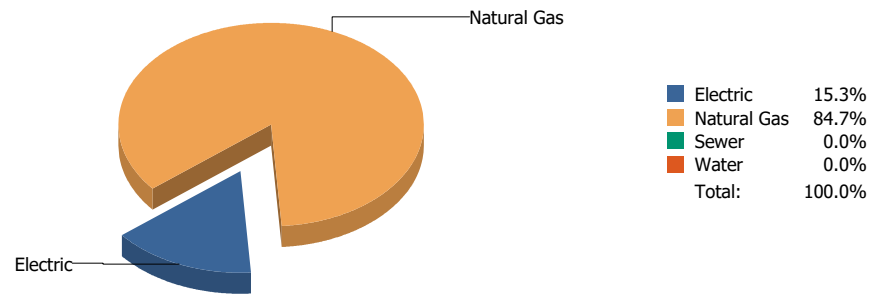
Electric



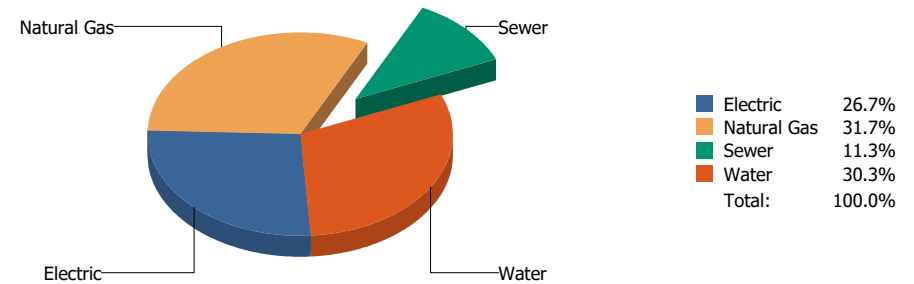
■ Electric 100.0%  
Total: 100.0%

Commodity	Common Use	Energy Use	Energy Use / Area	Total Cost	Cost / Unit	Cost / Area
Place: [BURLESON] BURLESON 107 [BUILDING]						
Area: 73,772 ft²						
Billing Period: Mar 2025						
ELECTRIC	786.00 kWh	2,682 Kbtu	0.036 Kbtu/ft²	\$156.20	\$0.199 /kWh	\$0.002 /ft²
Totals:		2,682 Kbtu	0.036 Kbtu/ft²	\$156.20		

## Energy

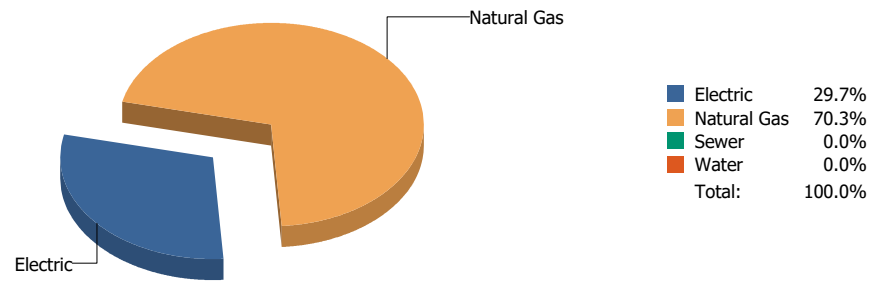


## Cost

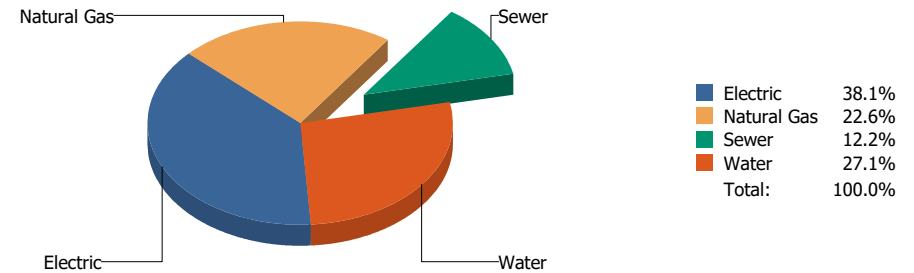


Commodity	Common Use	Energy Use	Energy Use / Area	Total Cost	Cost / Unit	Cost / Area
Place: [BURNET] BURNET 108 [BUILDING]						
Area: 50,520 ft²						
Billing Period: Mar 2025						
ELECTRIC	8,356.00 kWh	28,511 Kbtu	0.564 Kbtu/ft²	\$1,489.22	\$0.178 /kWh	\$0.029 /ft²
NATURALGAS	1,519.00 CCF	157,368 Kbtu	3.115 Kbtu/ft²	\$1,772.07	\$1.167 /CCF	\$0.035 /ft²
SEWER	61.00 CCF			\$630.83	\$10.341 /CCF	\$0.012 /ft²
WATER	173.00 CCF			\$1,695.79	\$9.802 /CCF	\$0.034 /ft²
<b>Totals:</b>		<b>185,879 Kbtu</b>	<b>3.679 Kbtu/ft²</b>	<b>\$5,587.91</b>		

## Energy

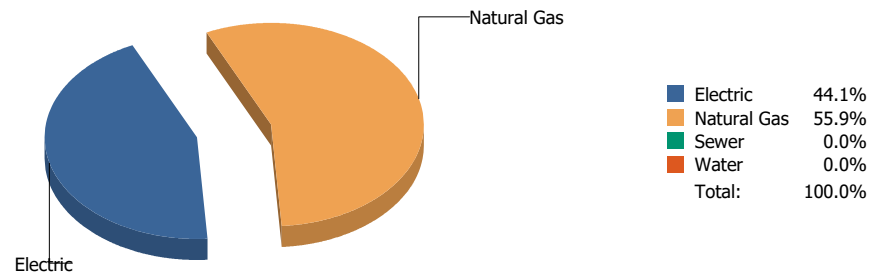


## Cost

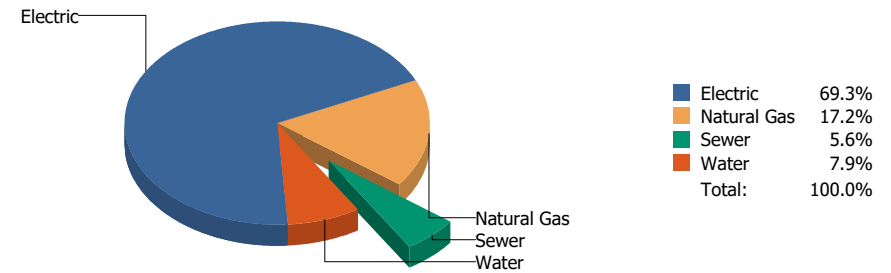


Commodity	Common Use	Energy Use	Energy Use / Area	Total Cost	Cost / Unit	Cost / Area
<b>Place: [CANYON-HILLS] CANYON HILLS MIDDLE SCHOOL [BUILDING]</b>						
<b>Area: 133,149 ft²</b>						
<b>Billing Period: Mar 2025</b>						
ELECTRIC	32,152.00 kWh	109,703 Kbtu	0.824 Kbtu/ft²	\$4,509.20	\$0.140 /kWh	\$0.034 /ft²
NATURALGAS	2,504.00 CCF	259,414 Kbtu	1.948 Kbtu/ft²	\$2,679.61	\$1.070 /CCF	\$0.020 /ft²
SEWER	191.00 CCF			\$1,442.47	\$7.552 /CCF	\$0.011 /ft²
WATER	428.00 CCF			\$3,212.36	\$7.506 /CCF	\$0.024 /ft²
<b>Totals:</b>		<b>369,117 Kbtu</b>	<b>2.772 Kbtu/ft²</b>	<b>\$11,843.64</b>		

## Energy

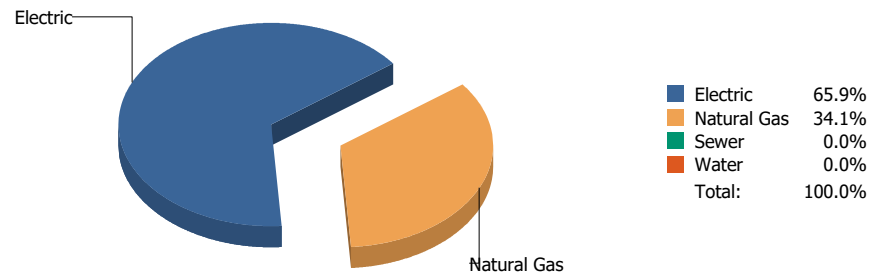


## Cost

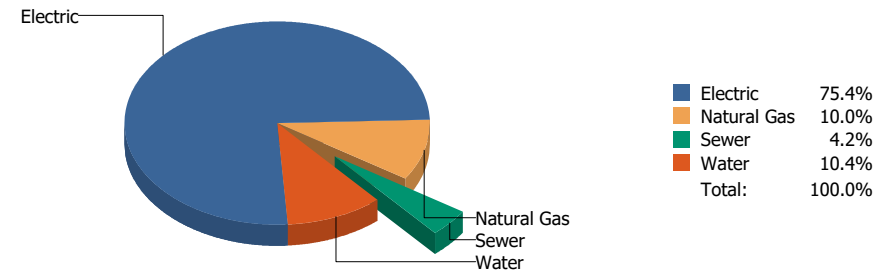


Commodity	Common Use	Energy Use	Energy Use / Area	Total Cost	Cost / Unit	Cost / Area
<b>Place: [CAREER] CAREER AND TECHNOLOGY [BUILDING]</b>						
<b>Area: 146,485 ft<sup>2</sup></b>						
<b>Billing Period: Mar 2025</b>						
ELECTRIC	44,185.00 kWh	150,759 Kbtu	1.029 Kbtu/ft <sup>2</sup>	\$7,232.78	\$0.164 /kWh	\$0.049 /ft <sup>2</sup>
NATURALGAS	1,848.00 CCF	191,453 Kbtu	1.307 Kbtu/ft <sup>2</sup>	\$1,794.11	\$0.971 /CCF	\$0.012 /ft <sup>2</sup>
SEWER	72.00 CCF			\$589.64	\$8.189 /CCF	\$0.004 /ft <sup>2</sup>
WATER	68.00 CCF			\$826.42	\$12.153 /CCF	\$0.006 /ft <sup>2</sup>
<b>Totals:</b>		<b>342,212 Kbtu</b>	<b>2.336 Kbtu/ft<sup>2</sup></b>	<b>\$10,442.95</b>		

## Energy



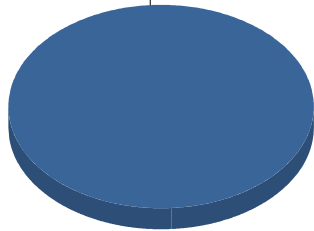
## Cost



Commodity	Common Use	Energy Use	Energy Use / Area	Total Cost	Cost / Unit	Cost / Area
Place: [CENTRAL_OFFICE_STANTON] CENTRAL OFFICE STANTON [BUILDING]						
Area: 131,287 ft²						
Billing Period: Mar 2025						
ELECTRIC	92,089.00 kWh	314,208 Kbtu	2.393 Kbtu/ft²	\$14,195.22	\$0.154 /kWh	\$0.108 /ft²
NATURALGAS	1,569.00 CCF	162,548 Kbtu	1.238 Kbtu/ft²	\$1,876.31	\$1.196 /CCF	\$0.014 /ft²
SEWER	36.00 CCF			\$786.82	\$21.856 /CCF	\$0.006 /ft²
WATER	79.00 CCF			\$1,957.46	\$24.778 /CCF	\$0.015 /ft²
<b>Totals:</b>		<b>476,756 Kbtu</b>	<b>3.631 Kbtu/ft²</b>	<b>\$18,815.81</b>		

## Energy

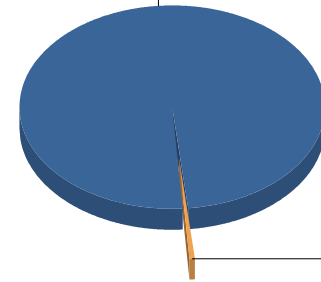
Electric



■ Electric 100.0%  
 ■ Water 0.0%  
 Total: 100.0%

## Cost

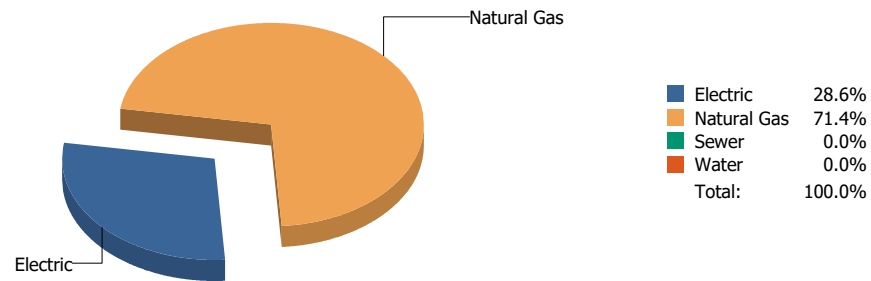
Electric



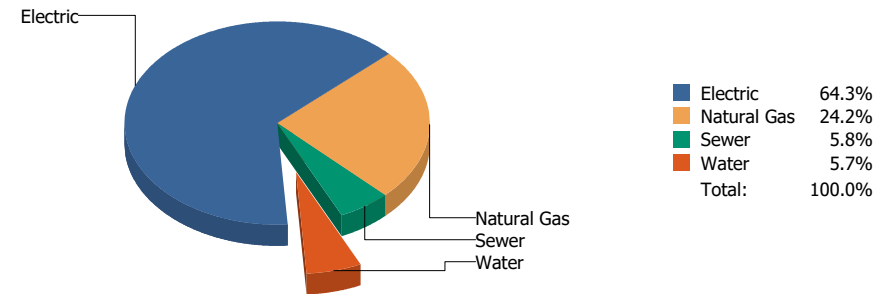
■ Electric 99.4%  
 ■ Water 0.6%  
 Total: 100.0%

Commodity	Common Use	Energy Use	Energy Use / Area	Total Cost	Cost / Unit	Cost / Area
<b>Place: [CHAPIN] CHAPIN HIGH SCHOOL [BUILDING]</b>						
<b>Area: 273,727 ft²</b>						
<b>Billing Period: Mar 2025</b>						
ELECTRIC	198,307.00 kWh	676,623 Kbtu	2.472 Kbtu/ft²	\$30,011.34	\$0.151 /kWh	\$0.110 /ft²
WATER	0.00 CCF			\$181.34	\$0.000 /CCF	\$0.001 /ft²
<b>Totals:</b>		<b>676,623 Kbtu</b>	<b>2.472 Kbtu/ft²</b>	<b>\$30,192.68</b>		

## Energy

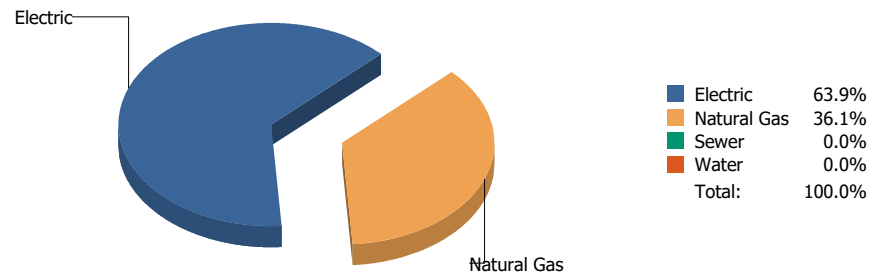


## Cost

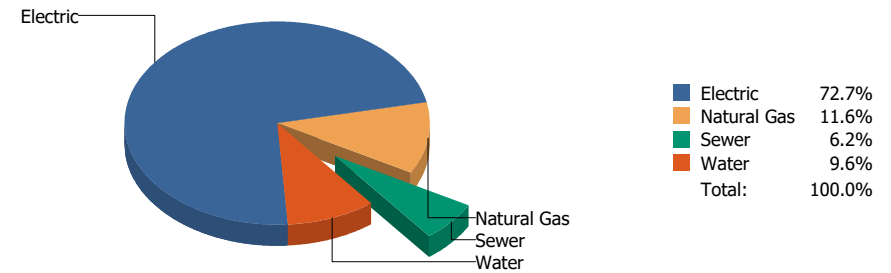


Commodity	Common Use	Energy Use	Energy Use / Area	Total Cost	Cost / Unit	Cost / Area
<b>Place: [CHARLES] H.E. CHARLES MIDDLE SCHOOL 045 [BUILDING]</b>						
<b>Area: 107,867 ft²</b>						
<b>Billing Period: Mar 2025</b>						
ELECTRIC	40,095.00 kWh	136,804 Kbtu	1.268 Kbtu/ft²	\$8,652.86	\$0.216 /kWh	\$0.080 /ft²
NATURALGAS	3,298.00 CCF	341,673 Kbtu	3.168 Kbtu/ft²	\$3,255.88	\$0.987 /CCF	\$0.030 /ft²
SEWER	34.00 CCF			\$778.36	\$22.893 /CCF	\$0.007 /ft²
WATER	36.00 CCF			\$773.00	\$21.472 /CCF	\$0.007 /ft²
<b>Totals:</b>		<b>478,477 Kbtu</b>	<b>4.436 Kbtu/ft²</b>	<b>\$13,460.10</b>		

## Energy



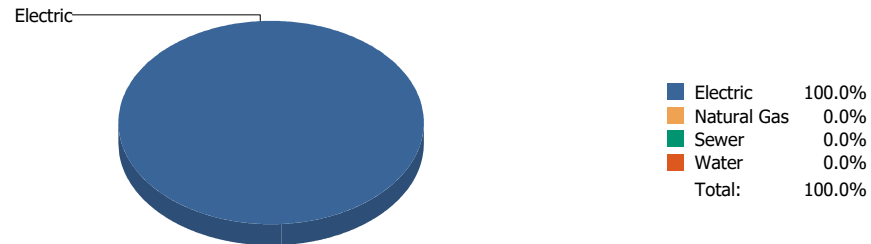
## Cost



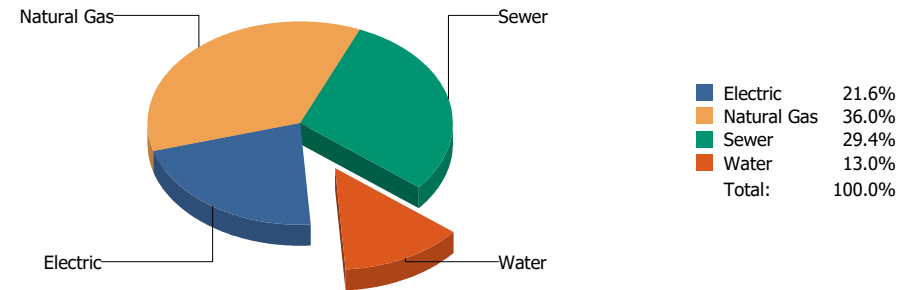
Commodity	Common Use	Energy Use	Energy Use / Area	Total Cost	Cost / Unit	Cost / Area
<b>Place: [CIELO-VISTA] CIELO VISTA ELEMENTARY SCHOOL [BUILDING]</b>						
<b>Area: 66,034 ft²</b>						
<b>Billing Period: Mar 2025</b>						
ELECTRIC	33,375.00 kWh	113,876 Kbtu	1.724 Kbtu/ft²	\$6,435.35	\$0.193 /kWh	\$0.097 /ft²
NATURALGAS	620.00 CCF	64,232 Kbtu	0.973 Kbtu/ft²	\$1,023.86	\$1.651 /CCF	\$0.015 /ft²
SEWER	32.00 CCF			\$547.34	\$17.104 /CCF	\$0.008 /ft²
WATER	61.00 CCF			\$846.63	\$13.879 /CCF	\$0.013 /ft²
<b>Totals:</b>		<b>178,108 Kbtu</b>	<b>2.697 Kbtu/ft²</b>	<b>\$8,853.18</b>		



## Energy

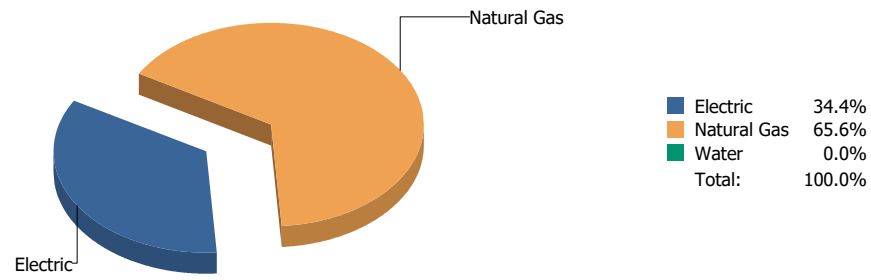


## Cost

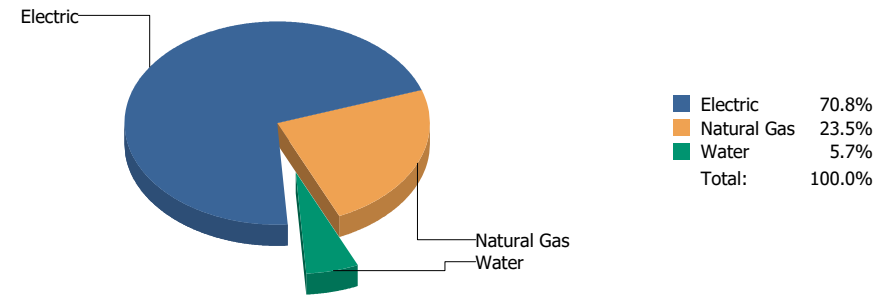


Commodity	Common Use	Energy Use	Energy Use / Area	Total Cost	Cost / Unit	Cost / Area
<b>Place: [CLARDY] CLARDY ELEMENTARY SCHOOL [BUILDING]</b>						
<b>Area: 70,700 ft²</b>						
<b>Billing Period: Mar 2025</b>						
ELECTRIC	1,919.00 kWh	6,548 Kbtu	0.093 Kbtu/ft²	\$302.41	\$0.158 /kWh	\$0.004 /ft²
NATURALGAS	0.00 CCF	0 Kbtu	0.000 Kbtu/ft²	\$504.64	\$0.000 /CCF	\$0.007 /ft²
SEWER	0.00 CCF			\$411.98	\$0.000 /CCF	\$0.006 /ft²
WATER	0.00 CCF			\$181.88	\$0.000 /CCF	\$0.003 /ft²
<b>Totals:</b>		<b>6,548 Kbtu</b>	<b>0.093 Kbtu/ft²</b>	<b>\$1,400.91</b>		

## Energy

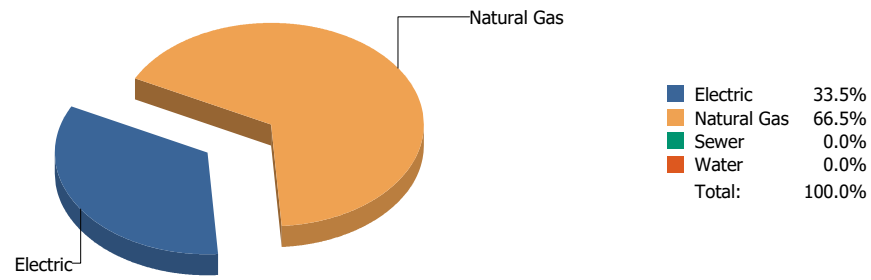


## Cost

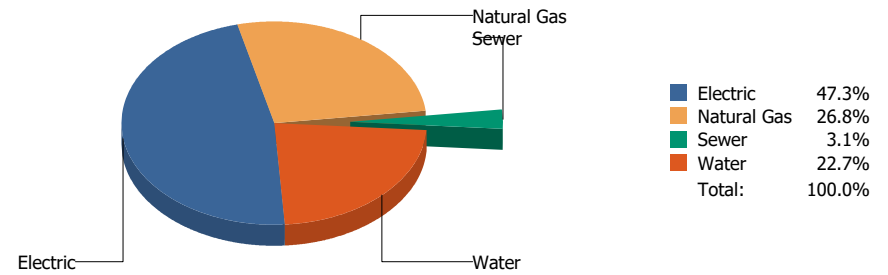


Commodity	Common Use	Energy Use	Energy Use / Area	Total Cost	Cost / Unit	Cost / Area
<b>Place: [CLEDENIN] CLEDENIN ELEMENTARY SCHOOL [BUILDING]</b>						
<b>Area: 62,721 ft²</b>						
<b>Billing Period: Mar 2025</b>						
ELECTRIC	24,120.00 kWh	82,297 Kbtu	1.312 Kbtu/ft²	\$4,580.12	\$0.190 /kWh	\$0.073 /ft²
NATURALGAS	1,517.00 CCF	157,161 Kbtu	2.506 Kbtu/ft²	\$1,517.81	\$1.001 /CCF	\$0.024 /ft²
WATER	24.00 CCF			\$367.66	\$15.319 /CCF	\$0.006 /ft²
<b>Totals:</b>		<b>239,459 Kbtu</b>	<b>3.818 Kbtu/ft²</b>	<b>\$6,465.59</b>		

## Energy

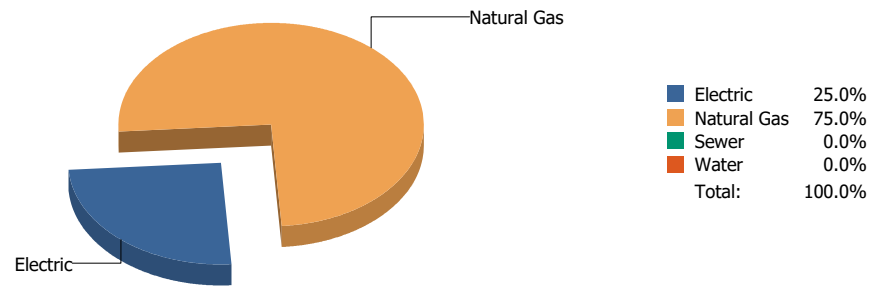


## Cost

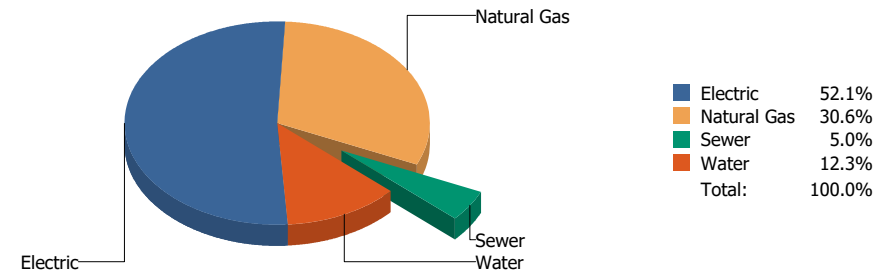


Commodity	Common Use	Energy Use	Energy Use / Area	Total Cost	Cost / Unit	Cost / Area
<b>Place: [COLDWELL] COLDWELL ELEMENTARY SCHOOL [BUILDING]</b>						
<b>Area: 67,310 ft²</b>						
<b>Billing Period: Mar 2025</b>						
ELECTRIC	17,204.00 kWh	58,700 Kbtu	0.872 Kbtu/ft²	\$2,545.42	\$0.148 /kWh	\$0.038 /ft²
NATURALGAS	1,126.00 CCF	116,654 Kbtu	1.733 Kbtu/ft²	\$1,444.16	\$1.283 /CCF	\$0.021 /ft²
SEWER	5.00 CCF			\$169.28	\$33.856 /CCF	\$0.003 /ft²
WATER	133.00 CCF			\$1,221.91	\$9.187 /CCF	\$0.018 /ft²
<b>Totals:</b>		<b>175,354 Kbtu</b>	<b>2.605 Kbtu/ft²</b>	<b>\$5,380.77</b>		

## Energy

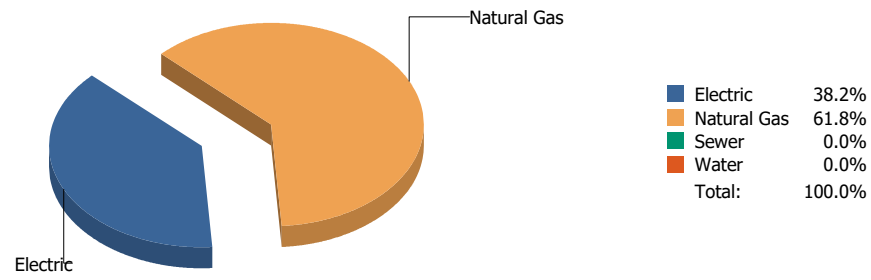


## Cost

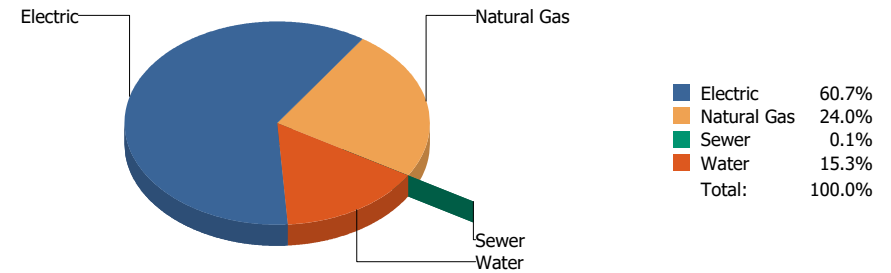


Commodity	Common Use	Energy Use	Energy Use / Area	Total Cost	Cost / Unit	Cost / Area
<b>Place: [COOLEY] COOLEY ELEMENTARY SCHOOL [BUILDING]</b>						
<b>Area: 95,590 ft²</b>						
<b>Billing Period: Mar 2025</b>						
ELECTRIC	36,425.00 kWh	124,282 Kbtu	1.300 Kbtu/ft²	\$5,996.34	\$0.165 /kWh	\$0.063 /ft²
NATURALGAS	3,602.00 CCF	373,167 Kbtu	3.904 Kbtu/ft²	\$3,521.40	\$0.978 /CCF	\$0.037 /ft²
SEWER	49.00 CCF			\$580.07	\$11.838 /CCF	\$0.006 /ft²
WATER	133.00 CCF			\$1,417.09	\$10.655 /CCF	\$0.015 /ft²
<b>Totals:</b>		<b>497,449 Kbtu</b>	<b>5.204 Kbtu/ft²</b>	<b>\$11,514.90</b>		

## Energy

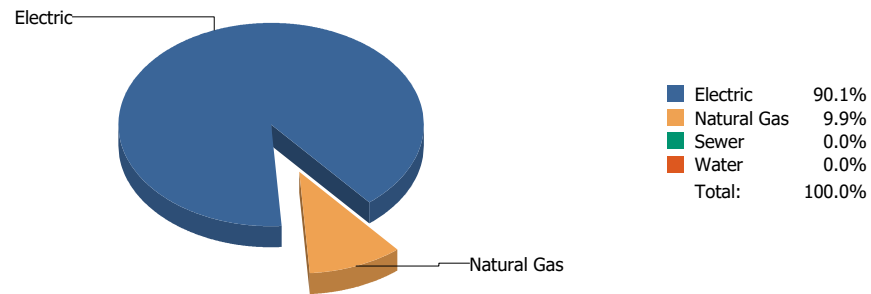


## Cost

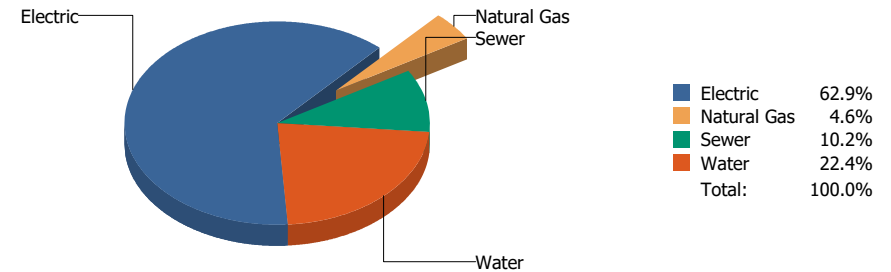


Commodity	Common Use	Energy Use	Energy Use / Area	Total Cost	Cost / Unit	Cost / Area
<b>Place: [CORONADO] CORONADO HIGH SCHOOL 005 [BUILDING]</b>						
<b>Area: 406,757 ft²</b>						
<b>Billing Period: Mar 2025</b>						
ELECTRIC	165,255.00 kWh	563,850 Kbtu	1.386 Kbtu/ft²	\$28,700.90	\$0.174 /kWh	\$0.070 /ft²
NATURALGAS	8,795.00 CCF	911,162 Kbtu	2.240 Kbtu/ft²	\$11,374.51	\$1.293 /CCF	\$0.027 /ft²
SEWER	1.00 CCF			\$25.41	\$25.410 /CCF	\$0.000 /ft²
WATER	1,640.00 CCF			\$7,220.29	\$4.403 /CCF	\$0.017 /ft²
<b>Totals:</b>		<b>1,475,012 Kbtu</b>	<b>3.626 Kbtu/ft²</b>	<b>\$47,321.11</b>		

## Energy

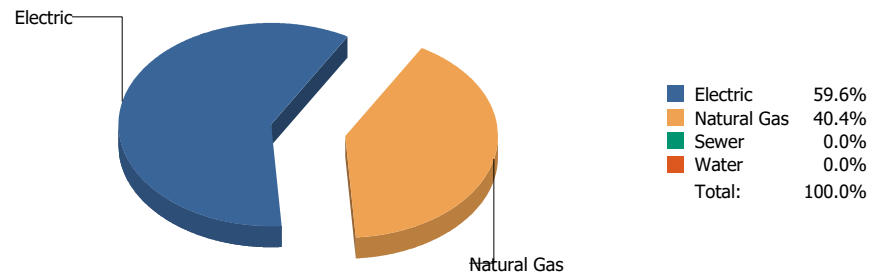


## Cost

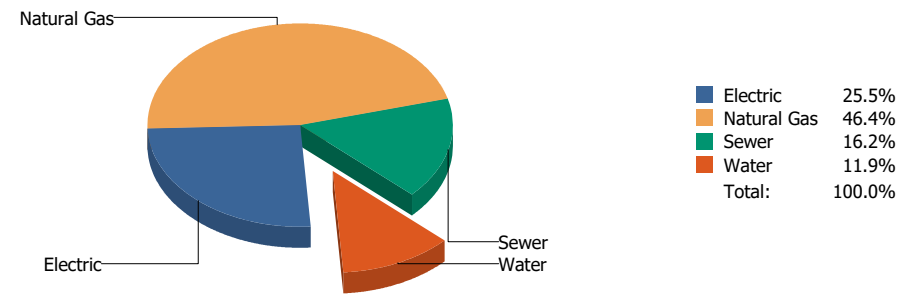


Commodity	Common Use	Energy Use	Energy Use / Area	Total Cost	Cost / Unit	Cost / Area
Place: [CROCKETT_1] CROCKETT ELEMENTARY SCHOOL 112 [BUILDING]						
Area: 92,585 ft²						
Billing Period: Mar 2025						
ELECTRIC	29,793.00 kWh	101,654 Kbtu	1.098 Kbtu/ft²	\$4,696.58	\$0.158 /kWh	\$0.051 /ft²
NATURALGAS	108.00 CCF	11,189 Kbtu	0.121 Kbtu/ft²	\$342.19	\$3.168 /CCF	\$0.004 /ft²
SEWER	92.00 CCF			\$761.96	\$8.282 /CCF	\$0.008 /ft²
WATER	194.00 CCF			\$1,671.01	\$8.613 /CCF	\$0.018 /ft²
<b>Totals:</b>		<b>112,843 Kbtu</b>	<b>1.219 Kbtu/ft²</b>	<b>\$7,471.74</b>		

## Energy

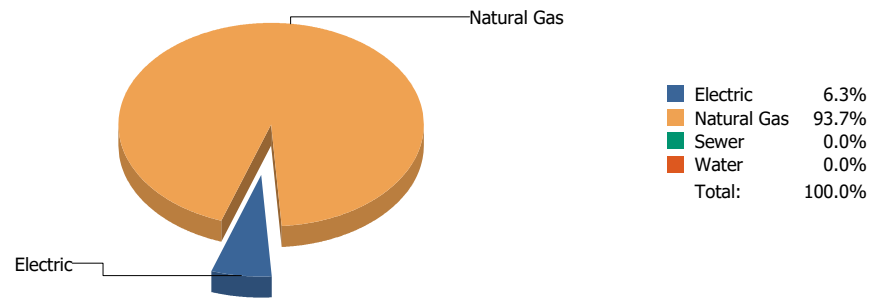


## Cost

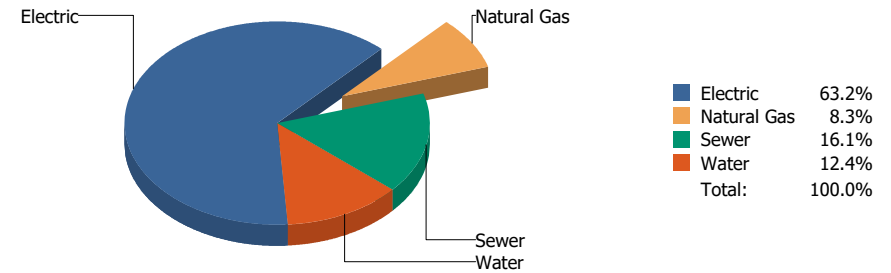


Commodity	Common Use	Energy Use	Energy Use / Area	Total Cost	Cost / Unit	Cost / Area
<b>Place: [CROSBY] CROSBY PLANETARIUM [BUILDING]</b>						
<b>Area: 83,100 ft²</b>						
<b>Billing Period: Mar 2025</b>						
ELECTRIC	2,193.00 kWh	7,483 Kbtu	0.090 Kbtu/ft²	\$299.34	\$0.136 /kWh	\$0.004 /ft²
NATURALGAS	49.00 CCF	5,076 Kbtu	0.061 Kbtu/ft²	\$545.52	\$11.133 /CCF	\$0.007 /ft²
SEWER	1.00 CCF			\$190.63	\$190.630 /CCF	\$0.002 /ft²
WATER	1.00 CCF			\$139.22	\$139.220 /CCF	\$0.002 /ft²
<b>Totals:</b>		<b>12,559 Kbtu</b>	<b>0.151 Kbtu/ft²</b>	<b>\$1,174.71</b>		

## Energy



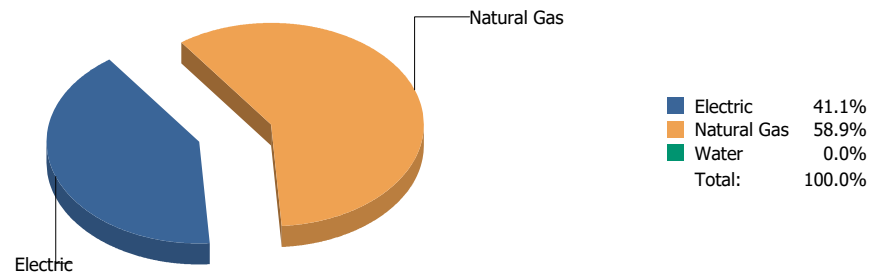
## Cost



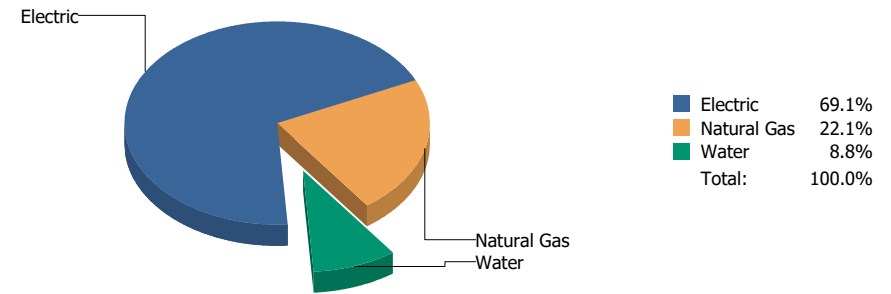
Commodity	Common Use	Energy Use	Energy Use / Area	Total Cost	Cost / Unit	Cost / Area
Place: [DELTA ACADEMY_1] DELTA ACADEMY 025 [BUILDING]						
Area: 3,627 ft²						
Billing Period: Mar 2025						
ELECTRIC	201.00 kWh	686 Kbtu	0.189 Kbtu/ft²	\$565.51	\$2.813 /kWh	\$0.156 /ft²
NATURALGAS	98.00 CCF	10,153 Kbtu	2.799 Kbtu/ft²	\$74.07	\$0.756 /CCF	\$0.020 /ft²
SEWER	16.00 CCF			\$144.36	\$9.023 /CCF	\$0.040 /ft²
WATER	12.00 CCF			\$110.97	\$9.248 /CCF	\$0.030 /ft²
<b>Totals:</b>		<b>10,839 Kbtu</b>	<b>2.988 Kbtu/ft²</b>	<b>\$894.91</b>		



## Energy

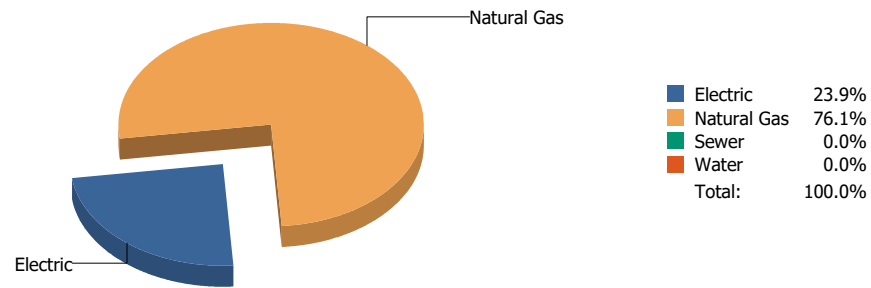


## Cost

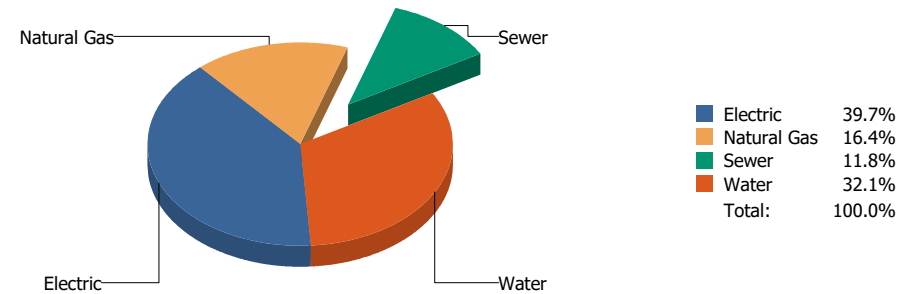


Commodity	Common Use	Energy Use	Energy Use / Area	Total Cost	Cost / Unit	Cost / Area
Place: [DELTA_OPERATIONS_CENTER_] DELTA OPERATIONS CENTER [BUILDING]						
Area: 0 ft <sup>2</sup>						
Billing Period: Mar 2025						
ELECTRIC	36,649.00 kWh	125,046 Kbtu		\$4,524.42	\$0.123 /kWh	
NATURALGAS	1,730.00 CCF	179,228 Kbtu		\$1,444.86	\$0.835 /CCF	
WATER	19.00 CCF			\$577.08	\$30.373 /CCF	
<b>Totals:</b>		<b>304,274 Kbtu</b>		<b>\$6,546.36</b>		

## Energy

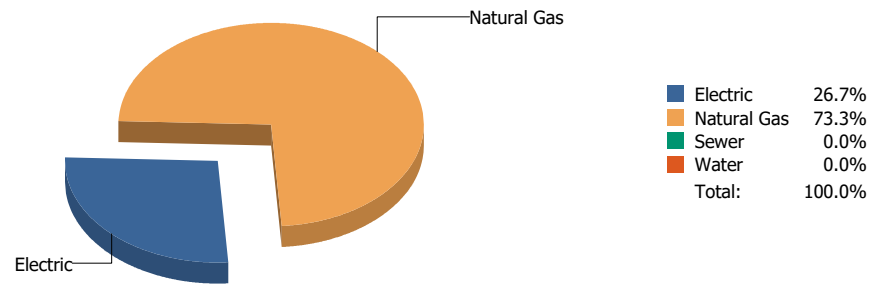


## Cost

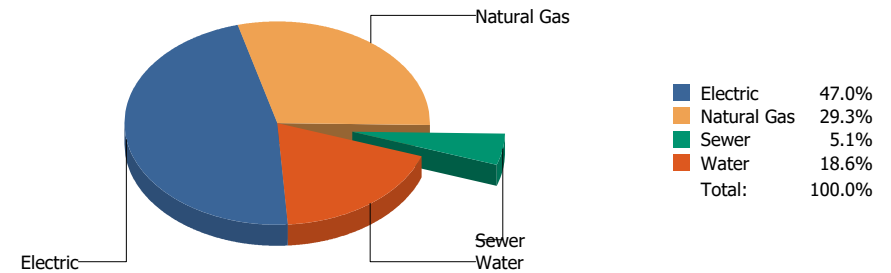


Commodity	Common Use	Energy Use	Energy Use / Area	Total Cost	Cost / Unit	Cost / Area
<b>Place: [DONHASKINSPK8] DON HASKINS PK-8 051 [BUILDING]</b>						
<b>Area: 163,678 ft²</b>						
<b>Billing Period: Mar 2025</b>						
ELECTRIC	30,960.00 kWh	105,636 Kbtu	0.645 Kbtu/ft²	\$7,222.41	\$0.233 /kWh	\$0.044 /ft²
NATURALGAS	3,255.00 CCF	337,218 Kbtu	2.060 Kbtu/ft²	\$2,978.22	\$0.915 /CCF	\$0.018 /ft²
SEWER	179.00 CCF			\$2,151.97	\$12.022 /CCF	\$0.013 /ft²
WATER	536.00 CCF			\$5,850.30	\$10.915 /CCF	\$0.036 /ft²
<b>Totals:</b>		<b>442,854 Kbtu</b>	<b>2.706 Kbtu/ft²</b>	<b>\$18,202.90</b>		

## Energy

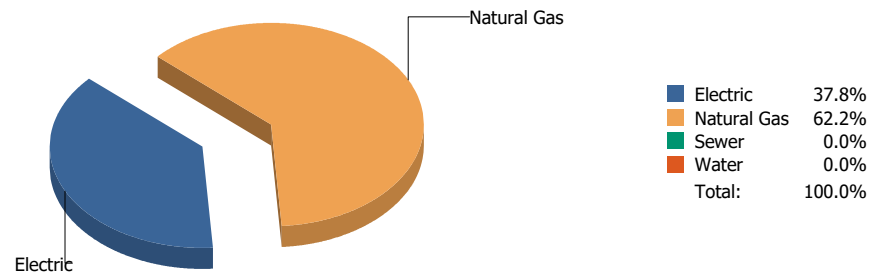


## Cost

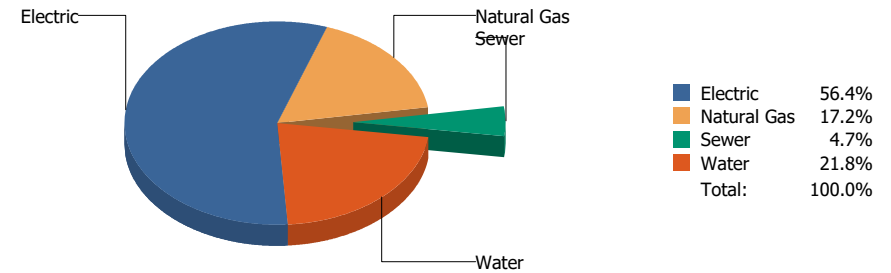


Commodity	Common Use	Energy Use	Energy Use / Area	Total Cost	Cost / Unit	Cost / Area
<b>Place: [DOUGLASS] DOUGLASS ELEMENTARY SCHOOL 114 [BUILDING]</b>						
<b>Area: 86,903 ft²</b>						
<b>Billing Period: Mar 2025</b>						
ELECTRIC	18,792.00 kWh	64,118 Kbtu	0.738 Kbtu/ft²	\$3,088.52	\$0.164 /kWh	\$0.035 /ft²
NATURALGAS	1,697.00 CCF	175,809 Kbtu	2.023 Kbtu/ft²	\$1,925.80	\$1.135 /CCF	\$0.022 /ft²
SEWER	44.00 CCF			\$334.25	\$7.597 /CCF	\$0.004 /ft²
WATER	201.00 CCF			\$1,225.11	\$6.095 /CCF	\$0.014 /ft²
<b>Totals:</b>		<b>239,928 Kbtu</b>	<b>2.761 Kbtu/ft²</b>	<b>\$6,573.68</b>		

## Energy

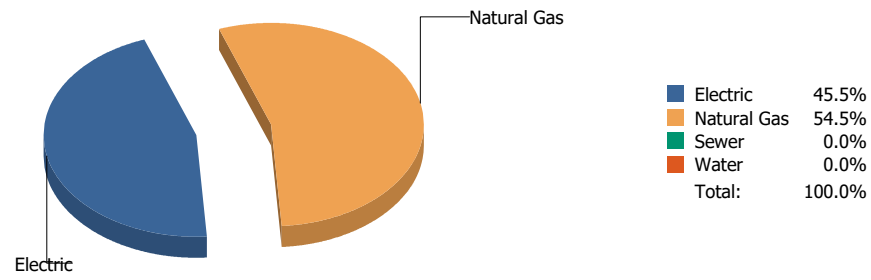


## Cost

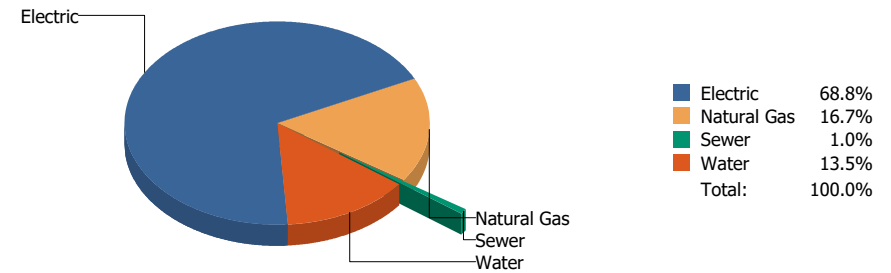


Commodity	Common Use	Energy Use	Energy Use / Area	Total Cost	Cost / Unit	Cost / Area
<b>Place: [DRHORNEDOMIDDLESCHOOL_1] DR. HORNEDO MIDDLE SCHOOL 058 [BUILDING]</b>						
<b>Area: 184,871 ft²</b>						
<b>Billing Period: Mar 2025</b>						
ELECTRIC	69,050.00 kWh	235,599 Kbtu	1.274 Kbtu/ft²	\$11,061.96	\$0.160 /kWh	\$0.060 /ft²
NATURALGAS	3,741.00 CCF	387,568 Kbtu	2.096 Kbtu/ft²	\$3,373.10	\$0.902 /CCF	\$0.018 /ft²
SEWER	66.00 CCF			\$913.72	\$13.844 /CCF	\$0.005 /ft²
WATER	443.00 CCF			\$4,277.01	\$9.655 /CCF	\$0.023 /ft²
<b>Totals:</b>		<b>623,166 Kbtu</b>	<b>3.371 Kbtu/ft²</b>	<b>\$19,625.79</b>		

## Energy

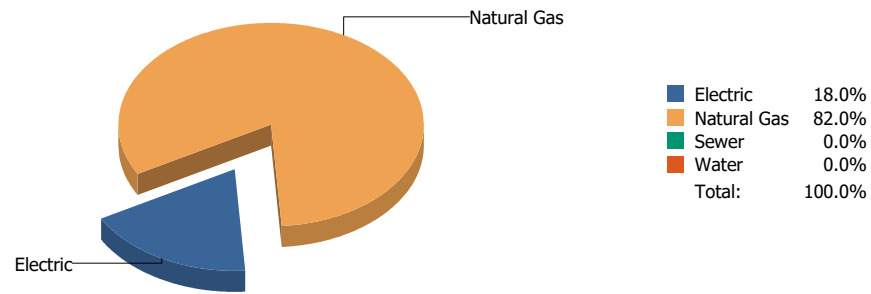


## Cost

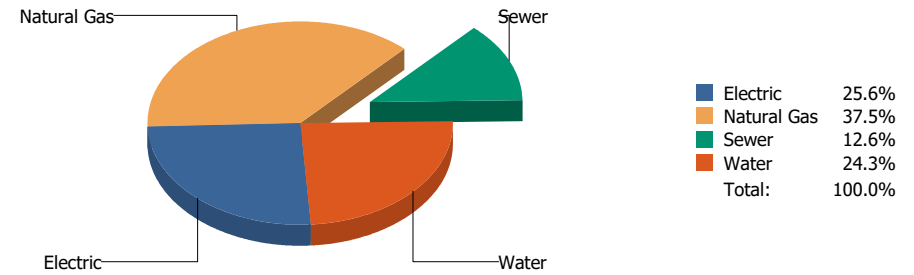


Commodity	Common Use	Energy Use	Energy Use / Area	Total Cost	Cost / Unit	Cost / Area
<b>Place: [EL-PASO-HIGH] EL PASO HIGH SCHOOL 006 [BUILDING]</b>						
<b>Area: 236,062 ft²</b>						
<b>Billing Period: Mar 2025</b>						
ELECTRIC	116,839.00 kWh	398,655 Kbtu	1.689 Kbtu/ft²	\$24,125.61	\$0.206 /kWh	\$0.101 /ft²
NATURALGAS	4,603.00 CCF	476,871 Kbtu	2.020 Kbtu/ft²	\$5,858.70	\$1.273 /CCF	\$0.025 /ft²
SEWER	37.00 CCF			\$342.91	\$9.268 /CCF	\$0.001 /ft²
WATER	563.00 CCF			\$4,748.69	\$8.435 /CCF	\$0.020 /ft²
<b>Totals:</b>		<b>875,525 Kbtu</b>	<b>3.709 Kbtu/ft²</b>	<b>\$35,075.91</b>		

## Energy

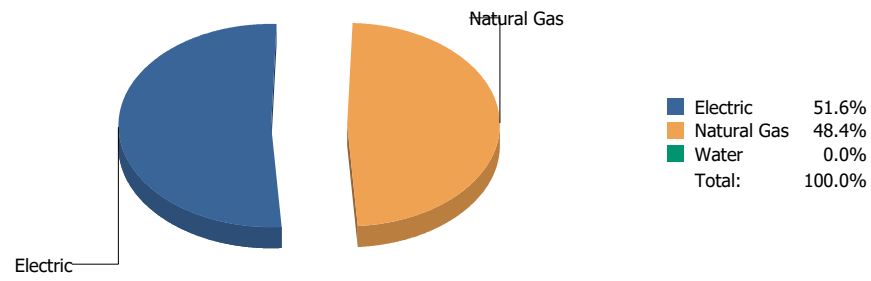


## Cost

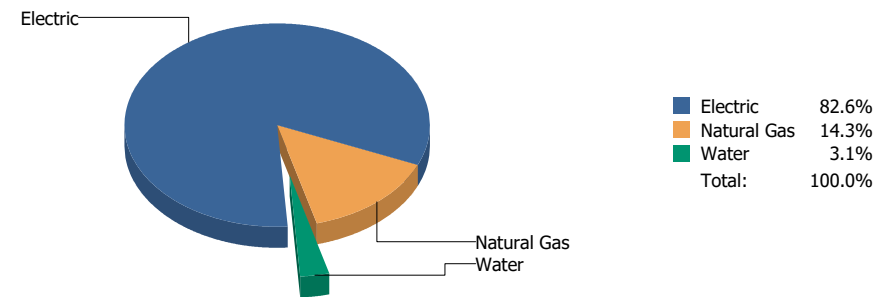


Commodity	Common Use	Energy Use	Energy Use / Area	Total Cost	Cost / Unit	Cost / Area
<b>Place: [FINEARTSMULTI-MEDIACENTER] FINE ARTS/MULTI-MEDIA CENTER [BUILDING]</b>						
<b>Area: 27,633 ft²</b>						
<b>Billing Period: Mar 2025</b>						
ELECTRIC	8,883.00 kWh	30,309 Kbtu	1.097 Kbtu/ft²	\$933.61	\$0.105 /kWh	\$0.034 /ft²
NATURALGAS	1,332.00 CCF	137,995 Kbtu	4.994 Kbtu/ft²	\$1,367.81	\$1.027 /CCF	\$0.049 /ft²
SEWER	65.00 CCF			\$461.35	\$7.098 /CCF	\$0.017 /ft²
WATER	146.00 CCF			\$885.25	\$6.063 /CCF	\$0.032 /ft²
<b>Totals:</b>		<b>168,304 Kbtu</b>	<b>6.091 Kbtu/ft²</b>	<b>\$3,648.02</b>		

## Energy

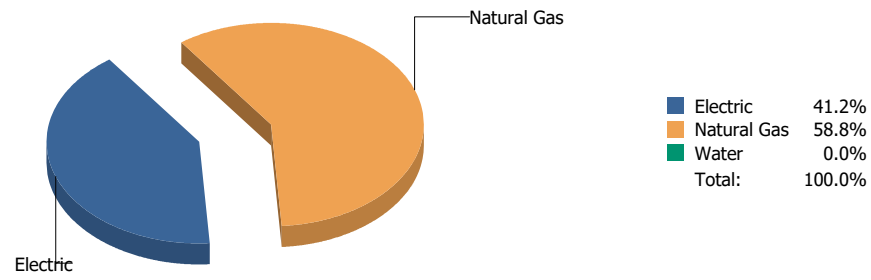


## Cost

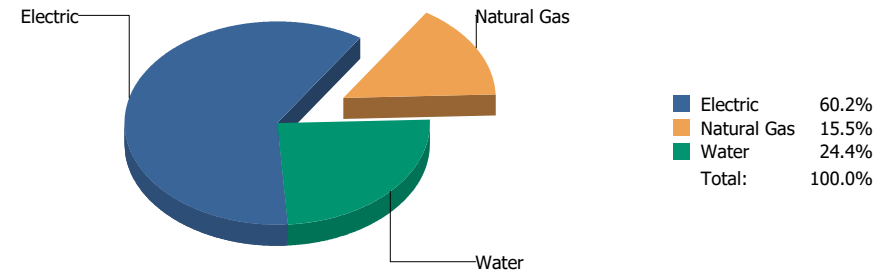


Commodity	Common Use	Energy Use	Energy Use / Area	Total Cost	Cost / Unit	Cost / Area
<b>Place: [FRANKLIN] FRANKLIN HIGH SCHOOL 010 [BUILDING]</b>						
<b>Area: 329,377 ft²</b>						
<b>Billing Period: Mar 2025</b>						
ELECTRIC	135,032.00 kWh	460,729 Kbtu	1.399 Kbtu/ft²	\$22,930.43	\$0.170 /kWh	\$0.069 /ft²
NATURALGAS	4,170.00 CCF	432,012 Kbtu	1.312 Kbtu/ft²	\$3,983.23	\$0.955 /CCF	\$0.012 /ft²
WATER	43.00 CCF			\$853.26	\$19.843 /CCF	\$0.003 /ft²
<b>Totals:</b>		<b>892,741 Kbtu</b>	<b>2.710 Kbtu/ft²</b>	<b>\$27,766.92</b>		

## Energy



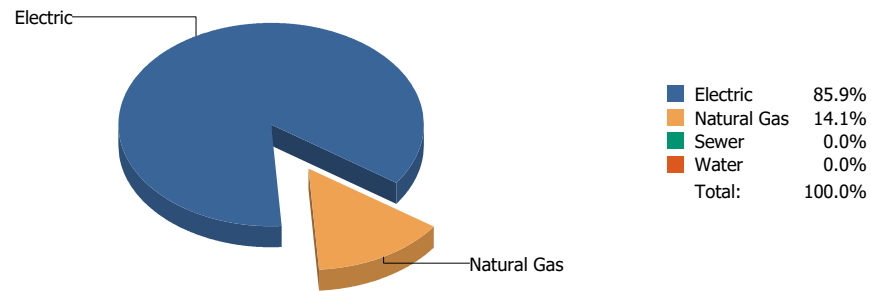
## Cost



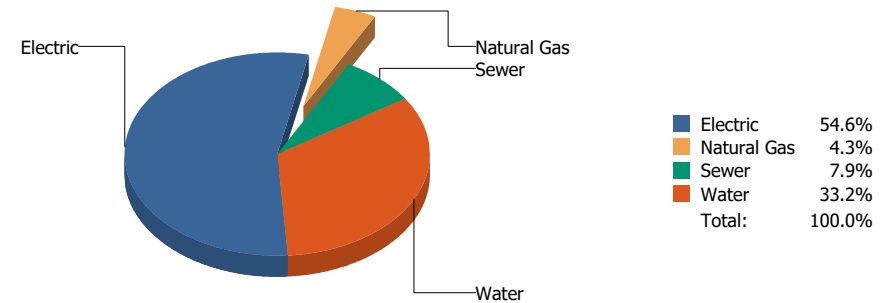
Commodity	Common Use	Energy Use	Energy Use / Area	Total Cost	Cost / Unit	Cost / Area
Place: [FRANKLIN9THGRADECENTER_2] FRANKLIN 9TH GRADE CENTER 053 [BUILDING]						
Area: 193,158 ft <sup>2</sup>						
Billing Period: Mar 2025						
ELECTRIC	81,849.00 kWh	279,269 Kbtu	1.446 Kbtu/ft <sup>2</sup>	\$13,475.28	\$0.165 /kWh	\$0.070 /ft <sup>2</sup>
NATURALGAS	3,854.00 CCF	399,274 Kbtu	2.067 Kbtu/ft <sup>2</sup>	\$3,467.37	\$0.900 /CCF	\$0.018 /ft <sup>2</sup>
WATER	1,345.00 CCF			\$5,454.54	\$4.055 /CCF	\$0.028 /ft <sup>2</sup>
<b>Totals:</b>		<b>678,543 Kbtu</b>	<b>3.513 Kbtu/ft<sup>2</sup></b>	<b>\$22,397.19</b>		



## Energy

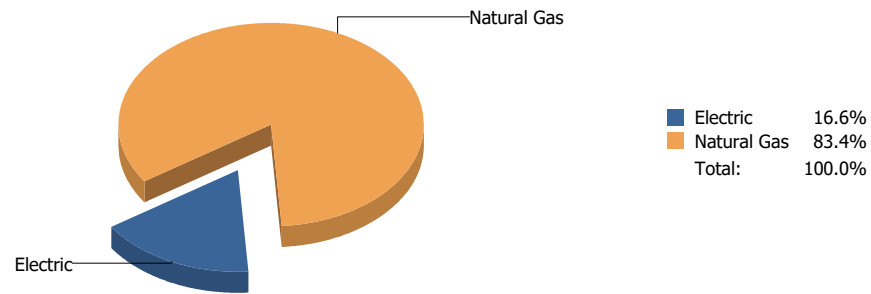


## Cost

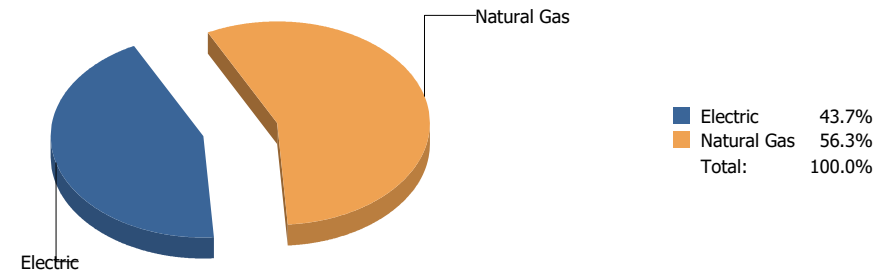


Commodity	Common Use	Energy Use	Energy Use / Area	Total Cost	Cost / Unit	Cost / Area
Place: [GABRIEL_NAVARETTEMIDDLE] GABRIEL NAVARRETE MIDDLE SCHOOL [BUILDING]						
Area: 0 ft²						
Billing Period: Mar 2025						
ELECTRIC	58,735.00 kWh	200,404 Kbtu		\$9,946.36	\$0.169 /kWh	
NATURALGAS	318.00 CCF	32,945 Kbtu		\$791.07	\$2.488 /CCF	
SEWER	41.00 CCF			\$1,442.51	\$35.183 /CCF	
WATER	595.00 CCF			\$6,051.09	\$10.170 /CCF	
<b>Totals:</b>		<b>233,349 Kbtu</b>		<b>\$18,231.03</b>		

## Energy

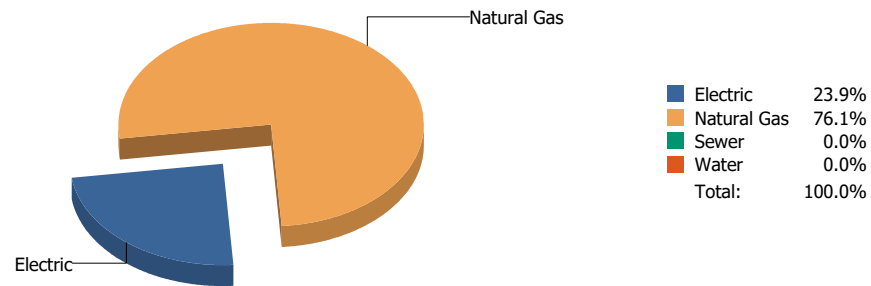


## Cost

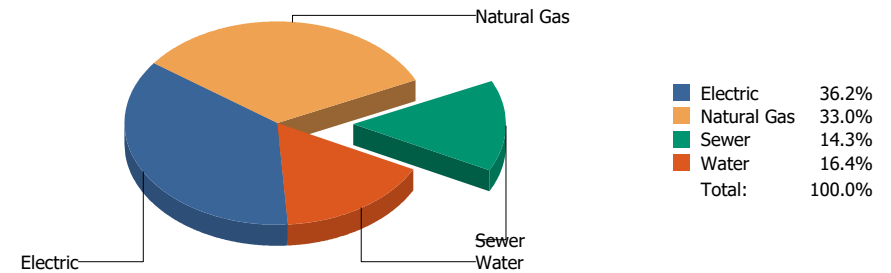


Commodity	Common Use	Energy Use	Energy Use / Area	Total Cost	Cost / Unit	Cost / Area
Place: [GAMBLE] JAMES GAMBLE WAREHOUSE [BUILDING]						
Area: 53,241 ft²						
Billing Period: Mar 2025						
ELECTRIC	14,871.00 kWh	50,740 Kbtu	0.953 Kbtu/ft²	\$1,798.06	\$0.121 /kWh	\$0.034 /ft²
NATURALGAS	2,469.00 CCF	255,788 Kbtu	4.804 Kbtu/ft²	\$2,311.86	\$0.936 /CCF	\$0.043 /ft²
<b>Totals:</b>		<b>306,528 Kbtu</b>	<b>5.757 Kbtu/ft²</b>	<b>\$4,109.92</b>		

## Energy

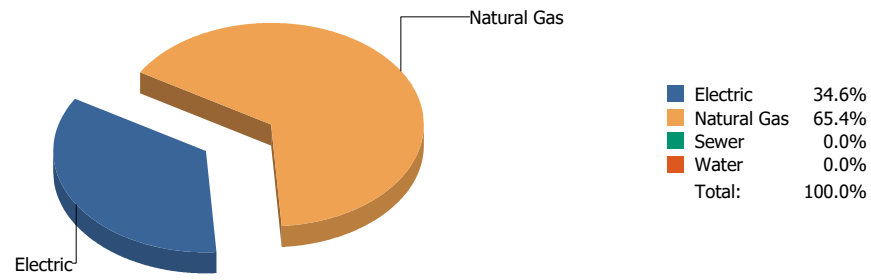


## Cost

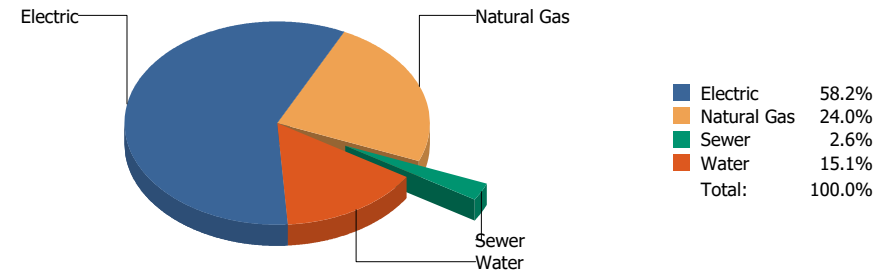


Commodity	Common Use	Energy Use	Energy Use / Area	Total Cost	Cost / Unit	Cost / Area
<b>Place: [GREEN] GREEN ELEMENTARY SCHOOL 162 [BUILDING]</b>						
<b>Area: 88,156 ft²</b>						
<b>Billing Period: Mar 2025</b>						
ELECTRIC	19,698.00 kWh	67,210 Kbtu	0.762 Kbtu/ft²	\$2,436.20	\$0.124 /kWh	\$0.028 /ft²
NATURALGAS	2,060.00 CCF	213,416 Kbtu	2.421 Kbtu/ft²	\$2,223.14	\$1.079 /CCF	\$0.025 /ft²
SEWER	78.00 CCF			\$964.48	\$12.365 /CCF	\$0.011 /ft²
WATER	95.00 CCF			\$1,103.12	\$11.612 /CCF	\$0.012 /ft²
<b>Totals:</b>		<b>280,626 Kbtu</b>	<b>3.183 Kbtu/ft²</b>	<b>\$6,726.94</b>		

## Energy

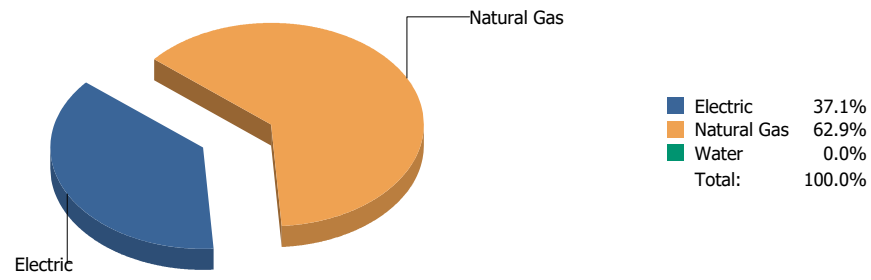


## Cost

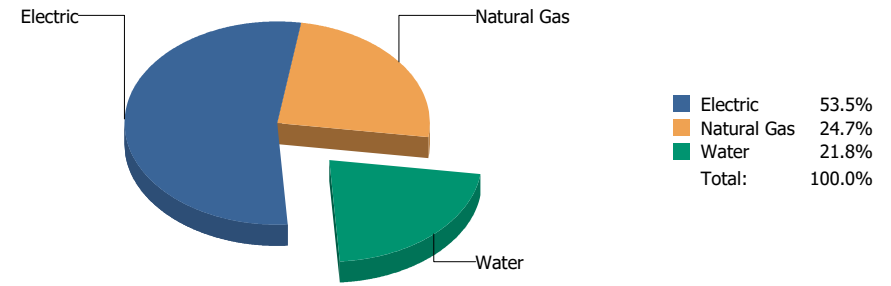


Commodity	Common Use	Energy Use	Energy Use / Area	Total Cost	Cost / Unit	Cost / Area
<b>Place: [GUERRERO] ROSA GUERRERO ELEMENTARY 163 [BUILDING]</b>						
<b>Area: 88,641 ft²</b>						
<b>Billing Period: Mar 2025</b>						
ELECTRIC	24,105.00 kWh	82,246 Kbtu	0.928 Kbtu/ft²	\$4,260.78	\$0.177 /kWh	\$0.048 /ft²
NATURALGAS	1,500.00 CCF	155,400 Kbtu	1.753 Kbtu/ft²	\$1,756.30	\$1.171 /CCF	\$0.020 /ft²
SEWER	2.00 CCF			\$190.63	\$95.315 /CCF	\$0.002 /ft²
WATER	149.00 CCF			\$1,107.43	\$7.432 /CCF	\$0.012 /ft²
<b>Totals:</b>		<b>237,646 Kbtu</b>	<b>2.681 Kbtu/ft²</b>	<b>\$7,315.14</b>		

## Energy

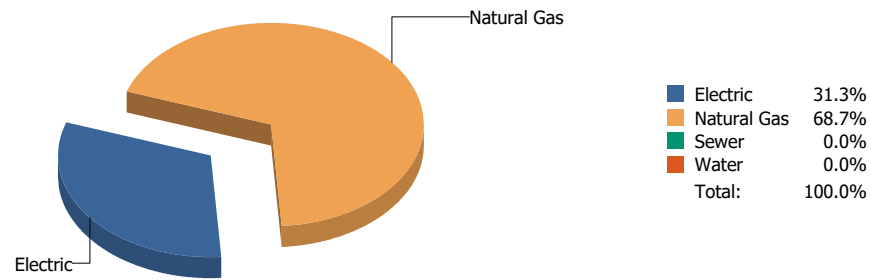


## Cost

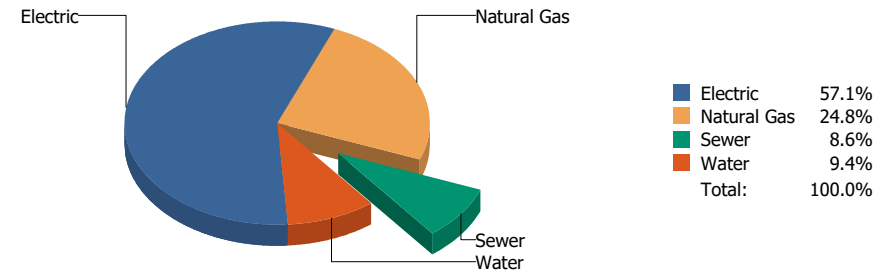


Commodity	Common Use	Energy Use	Energy Use / Area	Total Cost	Cost / Unit	Cost / Area
<b>Place: [GUILLEN] GUILLEN MIDDLE SCHOOL 044 [BUILDING]</b>						
<b>Area: 223,773 ft²</b>						
<b>Billing Period: Mar 2025</b>						
ELECTRIC	38,277.00 kWh	130,601 Kbtu	0.584 Kbtu/ft²	\$5,104.85	\$0.133 /kWh	\$0.023 /ft²
NATURALGAS	2,136.00 CCF	221,290 Kbtu	0.989 Kbtu/ft²	\$2,361.88	\$1.106 /CCF	\$0.010 /ft²
WATER	356.00 CCF			\$2,079.38	\$5.841 /CCF	\$0.009 /ft²
<b>Totals:</b>		<b>351,891 Kbtu</b>	<b>1.573 Kbtu/ft²</b>	<b>\$9,546.11</b>		

## Energy

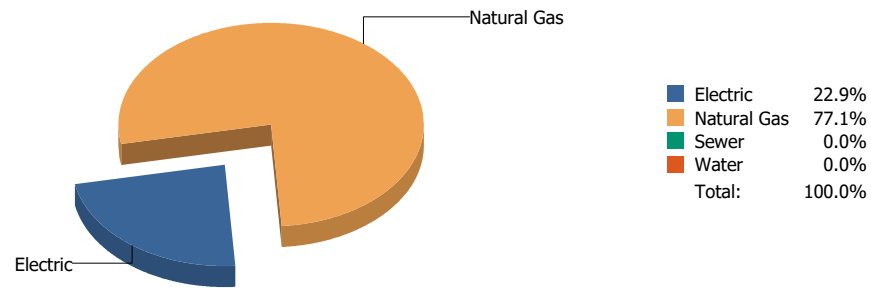


## Cost

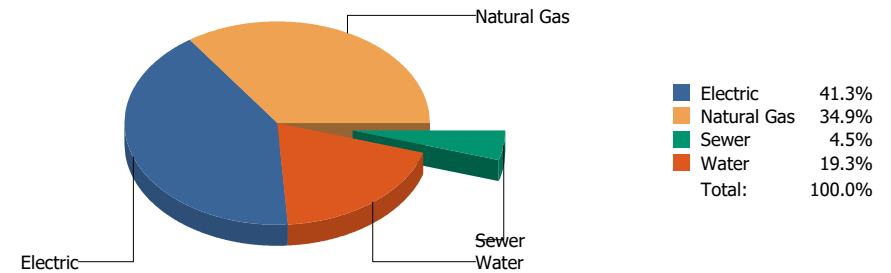


Commodity	Common Use	Energy Use	Energy Use / Area	Total Cost	Cost / Unit	Cost / Area
<b>Place: [HART] HART ELEMENTARY SCHOOL 118 [BUILDING]</b>						
<b>Area: 63,357 ft²</b>						
<b>Billing Period: Mar 2025</b>						
ELECTRIC	32,339.00 kWh	110,341 Kbtu	1.742 Kbtu/ft²	\$5,098.17	\$0.158 /kWh	\$0.080 /ft²
NATURALGAS	2,341.00 CCF	242,528 Kbtu	3.828 Kbtu/ft²	\$2,212.46	\$0.945 /CCF	\$0.035 /ft²
SEWER	85.00 CCF			\$771.53	\$9.077 /CCF	\$0.012 /ft²
WATER	96.00 CCF			\$838.68	\$8.736 /CCF	\$0.013 /ft²
<b>Totals:</b>		<b>352,868 Kbtu</b>	<b>5.570 Kbtu/ft²</b>	<b>\$8,920.84</b>		

## Energy

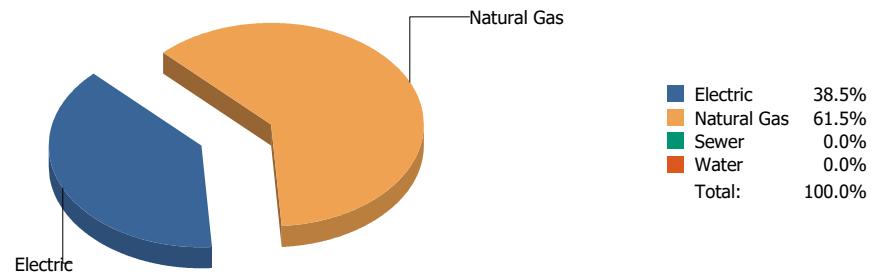


## Cost

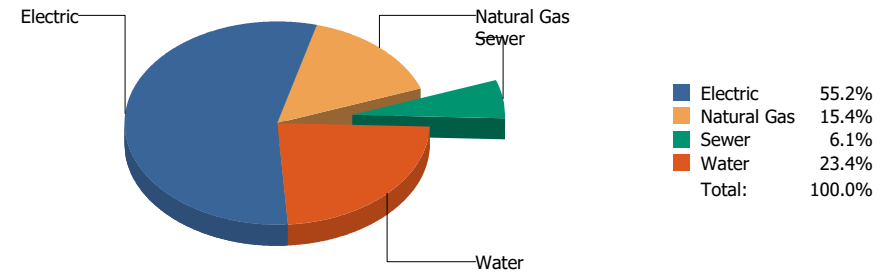


Commodity	Common Use	Energy Use	Energy Use / Area	Total Cost	Cost / Unit	Cost / Area
<b>Place: [HAWKINS] HAWKINS ELEMENTARY SCHOOL 119 [BUILDING]</b>						
<b>Area: 57,207 ft²</b>						
<b>Billing Period: Mar 2025</b>						
ELECTRIC	16,151.00 kWh	55,107 Kbtu	0.963 Kbtu/ft²	\$2,067.49	\$0.128 /kWh	\$0.036 /ft²
NATURALGAS	1,788.00 CCF	185,237 Kbtu	3.238 Kbtu/ft²	\$1,749.86	\$0.979 /CCF	\$0.031 /ft²
SEWER	9.00 CCF			\$224.47	\$24.941 /CCF	\$0.004 /ft²
WATER	129.00 CCF			\$966.43	\$7.492 /CCF	\$0.017 /ft²
<b>Totals:</b>		<b>240,344 Kbtu</b>	<b>4.201 Kbtu/ft²</b>	<b>\$5,008.25</b>		

## Energy



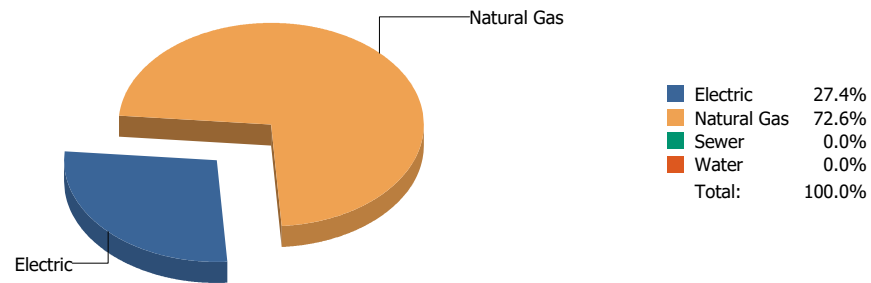
## Cost



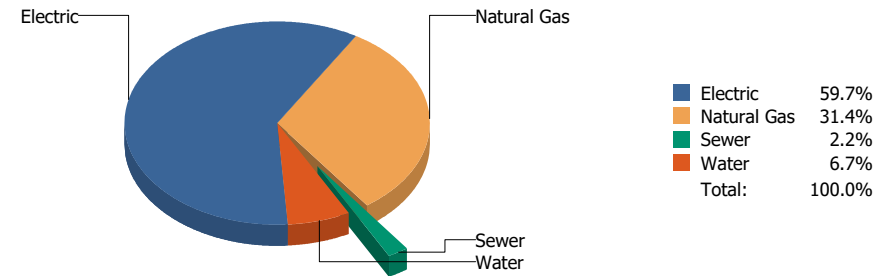
Commodity	Common Use	Energy Use	Energy Use / Area	Total Cost	Cost / Unit	Cost / Area
<b>Place: [HERRERA_1] HERRERA ELEMENTARY SCHOOL 174 [BUILDING]</b>						
<b>Area: 86,275 ft²</b>						
<b>Billing Period: Mar 2025</b>						
ELECTRIC	33,185.00 kWh	113,227 Kbtu	1.312 Kbtu/ft²	\$6,153.34	\$0.185 /kWh	\$0.071 /ft²
NATURALGAS	1,744.00 CCF	180,678 Kbtu	2.094 Kbtu/ft²	\$1,712.82	\$0.982 /CCF	\$0.020 /ft²
SEWER	10.00 CCF			\$676.84	\$67.684 /CCF	\$0.008 /ft²
WATER	216.00 CCF			\$2,614.37	\$12.104 /CCF	\$0.030 /ft²
<b>Totals:</b>		<b>293,906 Kbtu</b>	<b>3.407 Kbtu/ft²</b>	<b>\$11,157.37</b>		



## Energy

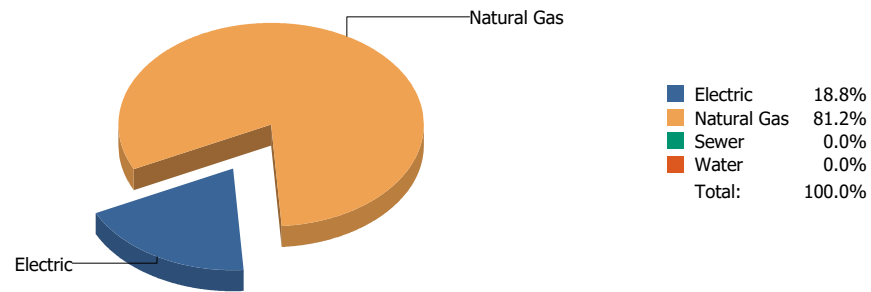


## Cost

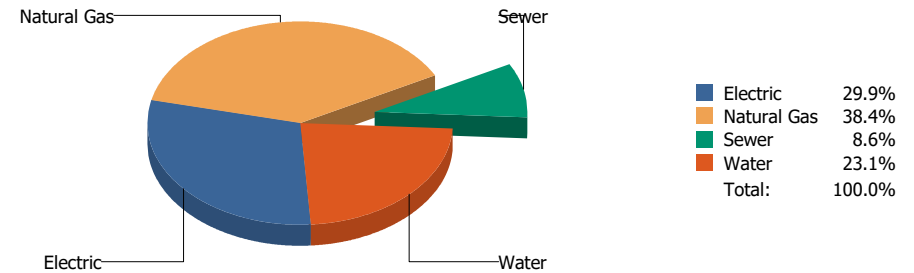


Commodity	Common Use	Energy Use	Energy Use / Area	Total Cost	Cost / Unit	Cost / Area
<b>Place: [HILLSIDE] HILLSIDE ELEMENTARY SCHOOL 121 [BUILDING]</b>						
<b>Area: 80,656 ft²</b>						
<b>Billing Period: Mar 2025</b>						
ELECTRIC	29,151.00 kWh	99,463 Kbtu	1.233 Kbtu/ft²	\$5,485.67	\$0.188 /kWh	\$0.068 /ft²
NATURALGAS	2,543.00 CCF	263,455 Kbtu	3.266 Kbtu/ft²	\$2,886.91	\$1.135 /CCF	\$0.036 /ft²
SEWER	3.00 CCF			\$199.09	\$66.363 /CCF	\$0.002 /ft²
WATER	53.00 CCF			\$617.51	\$11.651 /CCF	\$0.008 /ft²
<b>Totals:</b>		<b>362,918 Kbtu</b>	<b>4.500 Kbtu/ft²</b>	<b>\$9,189.18</b>		

## Energy

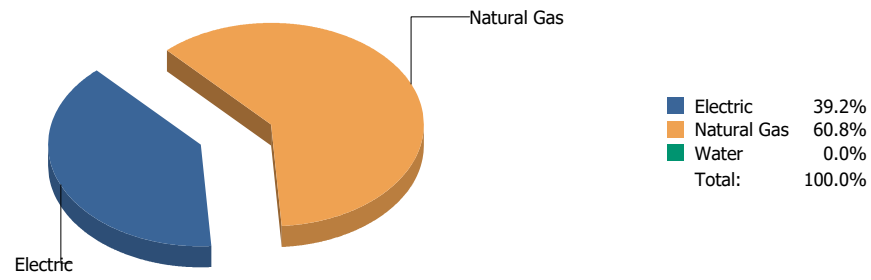


## Cost

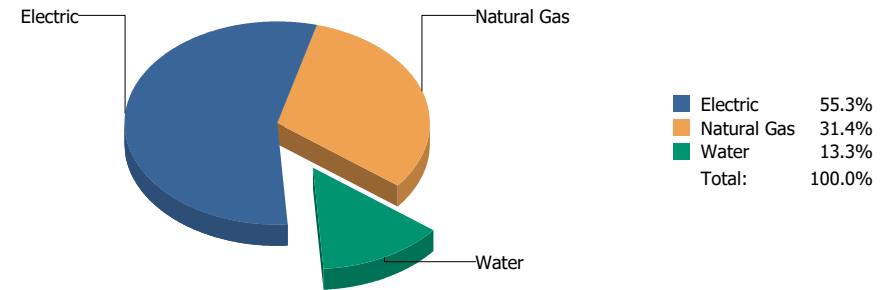


Commodity	Common Use	Energy Use	Energy Use / Area	Total Cost	Cost / Unit	Cost / Area
<b>Place: [HOUSTON] HOUSTON-CCTA 122 [BUILDING]</b>						
<b>Area: 84,178 ft²</b>						
<b>Billing Period: Mar 2025</b>						
ELECTRIC	14,286.00 kWh	48,744 Kbtu	0.579 Kbtu/ft²	\$1,711.01	\$0.120 /kWh	\$0.020 /ft²
NATURALGAS	2,035.00 CCF	210,826 Kbtu	2.505 Kbtu/ft²	\$2,202.24	\$1.082 /CCF	\$0.026 /ft²
SEWER	19.00 CCF			\$492.35	\$25.913 /CCF	\$0.006 /ft²
WATER	144.00 CCF			\$1,325.33	\$9.204 /CCF	\$0.016 /ft²
<b>Totals:</b>		<b>259,570 Kbtu</b>	<b>3.084 Kbtu/ft²</b>	<b>\$5,730.93</b>		

## Energy

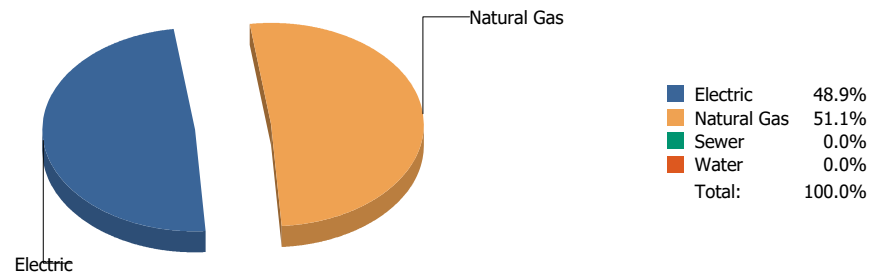


## Cost

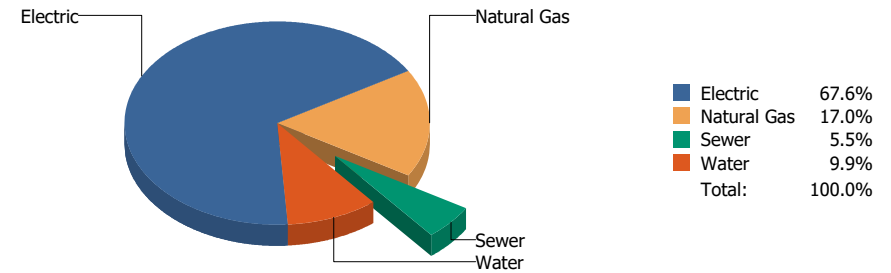


Commodity	Common Use	Energy Use	Energy Use / Area	Total Cost	Cost / Unit	Cost / Area
<b>Place: [IRVIN] IRVIN HIGH SCHOOL 008 [BUILDING]</b>						
<b>Area: 303,804 ft<sup>2</sup></b>						
<b>Billing Period: Mar 2025</b>						
ELECTRIC	98,630.00 kWh	336,526 Kbtu	1.108 Kbtu/ft <sup>2</sup>	\$11,829.13	\$0.120 /kWh	\$0.039 /ft <sup>2</sup>
NATURALGAS	5,029.00 CCF	521,004 Kbtu	1.715 Kbtu/ft <sup>2</sup>	\$6,719.29	\$1.336 /CCF	\$0.022 /ft <sup>2</sup>
WATER	306.00 CCF			\$2,850.89	\$9.317 /CCF	\$0.009 /ft <sup>2</sup>
<b>Totals:</b>		<b>857,530 Kbtu</b>	<b>2.823 Kbtu/ft<sup>2</sup></b>	<b>\$21,399.31</b>		

## Energy

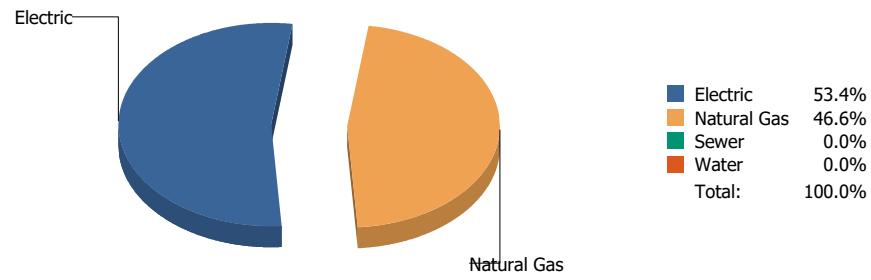


## Cost

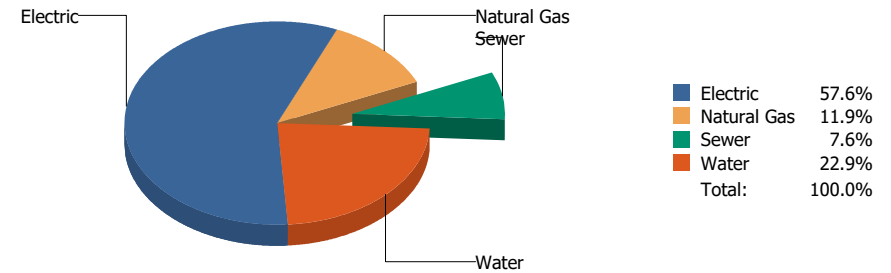


Commodity	Common Use	Energy Use	Energy Use / Area	Total Cost	Cost / Unit	Cost / Area
<b>Place: [JEFFERSN] JEFFERSON HIGH SCHOOL 009 [BUILDING]</b>						
<b>Area: 257,708 ft²</b>						
<b>Billing Period: Mar 2025</b>						
ELECTRIC	92,895.00 kWh	316,958 Kbtu	1.230 Kbtu/ft²	\$16,624.95	\$0.179 /kWh	\$0.064 /ft²
NATURALGAS	3,198.00 CCF	331,313 Kbtu	1.286 Kbtu/ft²	\$4,191.60	\$1.311 /CCF	\$0.016 /ft²
SEWER	233.00 CCF			\$1,358.39	\$5.830 /CCF	\$0.005 /ft²
WATER	329.00 CCF			\$2,425.22	\$7.371 /CCF	\$0.009 /ft²
<b>Totals:</b>		<b>648,271 Kbtu</b>	<b>2.516 Kbtu/ft²</b>	<b>\$24,600.16</b>		

## Energy

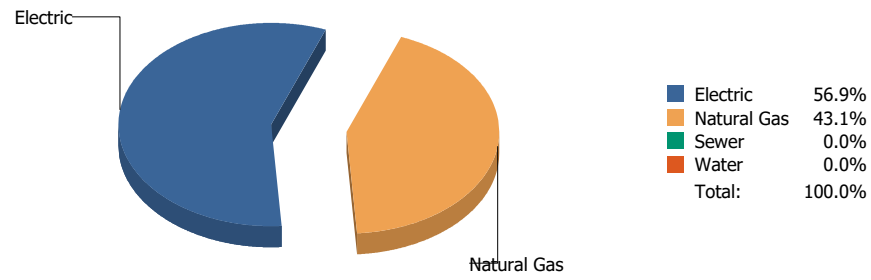


## Cost

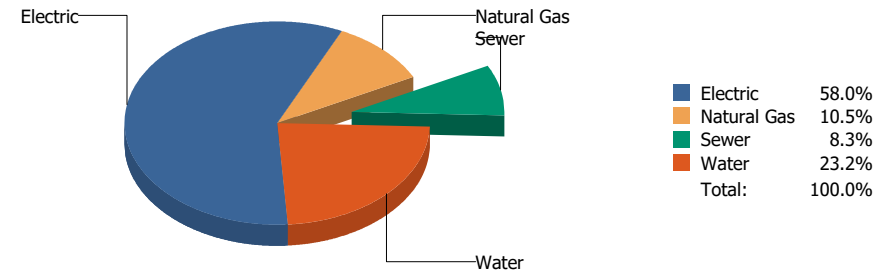


Commodity	Common Use	Energy Use	Energy Use / Area	Total Cost	Cost / Unit	Cost / Area
Place: [JOSEPH_E_TORRES] JOSEPH E. TORRES ELEMENTARY 158 [BUILDING]						
Area: 59,142 ft²						
Billing Period: Mar 2025						
ELECTRIC	36,169.00 kWh	123,409 Kbtu	2.087 Kbtu/ft²	\$5,817.47	\$0.161 /kWh	\$0.098 /ft²
NATURALGAS	1,040.00 CCF	107,744 Kbtu	1.822 Kbtu/ft²	\$1,202.21	\$1.156 /CCF	\$0.020 /ft²
SEWER	39.00 CCF			\$769.90	\$19.741 /CCF	\$0.013 /ft²
WATER	197.00 CCF			\$2,317.13	\$11.762 /CCF	\$0.039 /ft²
<b>Totals:</b>		<b>231,153 Kbtu</b>	<b>3.908 Kbtu/ft²</b>	<b>\$10,106.71</b>		

## Energy

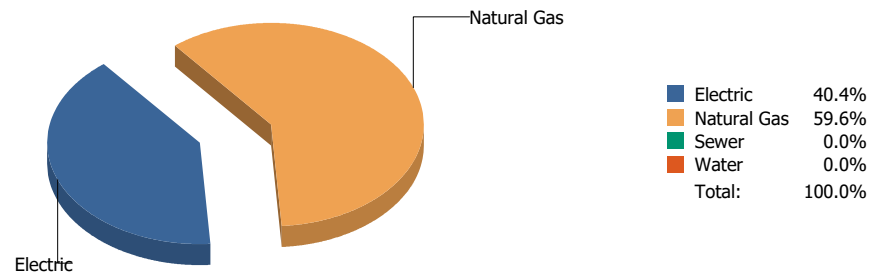


## Cost

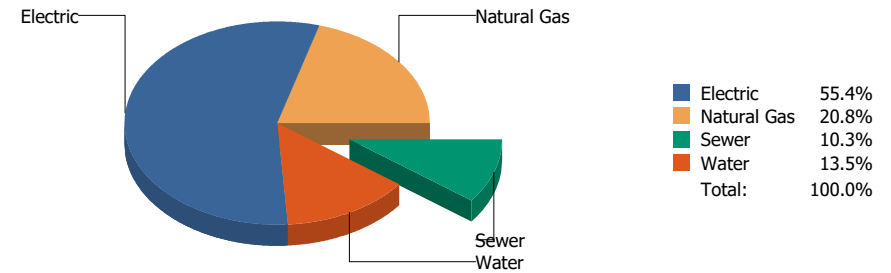


Commodity	Common Use	Energy Use	Energy Use / Area	Total Cost	Cost / Unit	Cost / Area
Place: [JV_TINAJERO_] J.V. TINAJERO PK-8 [BUILDING]						
Area: 312,312 ft²						
Billing Period: Mar 2025						
ELECTRIC	65,939.00 kWh	224,984 Kbtu	0.720 Kbtu/ft²	\$7,927.95	\$0.120 /kWh	\$0.025 /ft²
NATURALGAS	1,647.00 CCF	170,629 Kbtu	0.546 Kbtu/ft²	\$1,427.92	\$0.867 /CCF	\$0.005 /ft²
SEWER	69.00 CCF			\$1,129.73	\$16.373 /CCF	\$0.004 /ft²
WATER	329.00 CCF			\$3,175.82	\$9.653 /CCF	\$0.010 /ft²
<b>Totals:</b>		<b>395,613 Kbtu</b>	<b>1.267 Kbtu/ft²</b>	<b>\$13,661.42</b>		

## Energy

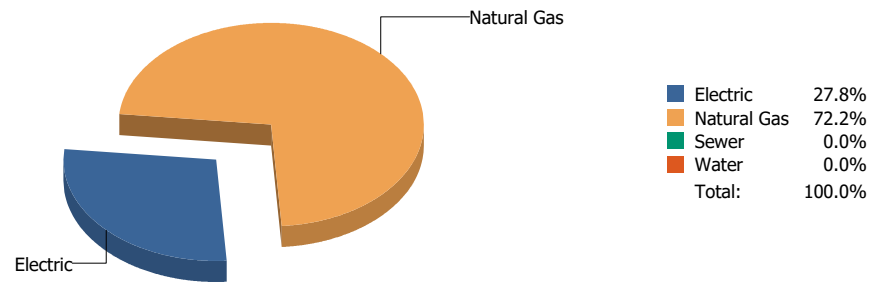


## Cost

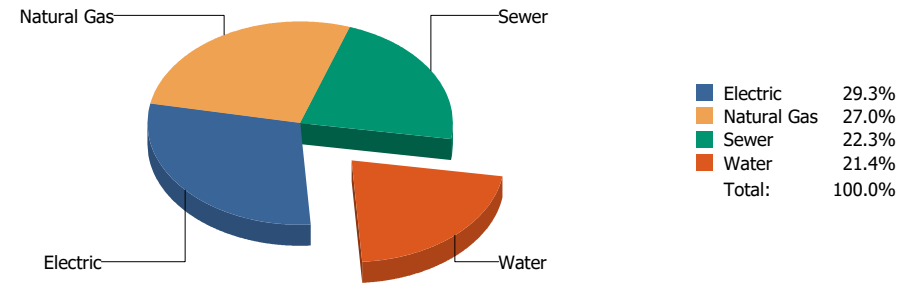


Commodity	Common Use	Energy Use	Energy Use / Area	Total Cost	Cost / Unit	Cost / Area
<b>Place: [KOHLBERG] KOHLBERG ELEMENTARY SCHOOL [BUILDING]</b>						
<b>Area: 99,884 ft²</b>						
<b>Billing Period: Mar 2025</b>						
ELECTRIC	33,506.00 kWh	114,322 Kbtu	1.145 Kbtu/ft²	\$4,982.61	\$0.149 /kWh	\$0.050 /ft²
NATURALGAS	1,628.00 CCF	168,661 Kbtu	1.689 Kbtu/ft²	\$1,868.03	\$1.147 /CCF	\$0.019 /ft²
SEWER	121.00 CCF			\$923.81	\$7.635 /CCF	\$0.009 /ft²
WATER	201.00 CCF			\$1,213.72	\$6.038 /CCF	\$0.012 /ft²
<b>Totals:</b>		<b>282,983 Kbtu</b>	<b>2.833 Kbtu/ft²</b>	<b>\$8,988.17</b>		

## Energy



## Cost



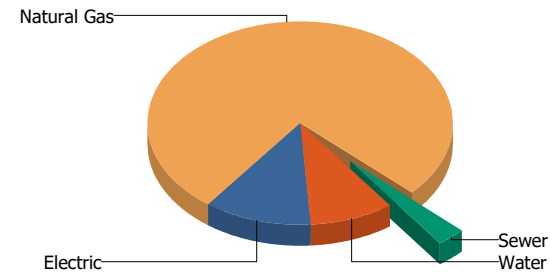
Commodity	Common Use	Energy Use	Energy Use / Area	Total Cost	Cost / Unit	Cost / Area
<b>Place: [LAMAR] LAMAR ELEMENTARY SCHOOL 125 [BUILDING]</b>						
<b>Area: 76,252 ft²</b>						
<b>Billing Period: Mar 2025</b>						
ELECTRIC	13,997.00 kWh	47,758 Kbtu	0.626 Kbtu/ft²	\$1,902.79	\$0.136 /kWh	\$0.025 /ft²
NATURALGAS	1,198.00 CCF	124,113 Kbtu	1.628 Kbtu/ft²	\$1,756.34	\$1.466 /CCF	\$0.023 /ft²
SEWER	103.00 CCF			\$1,446.05	\$14.039 /CCF	\$0.019 /ft²
WATER	165.00 CCF			\$1,387.97	\$8.412 /CCF	\$0.018 /ft²
<b>Totals:</b>		<b>171,871 Kbtu</b>	<b>2.254 Kbtu/ft²</b>	<b>\$6,493.15</b>		



## Energy

## Cost

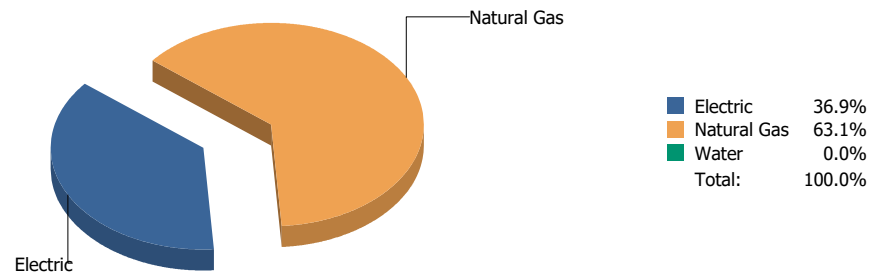
Electric	0.0%
Natural Gas	0.0%
Sewer	0.0%
Water	0.0%
Total:	100.0%



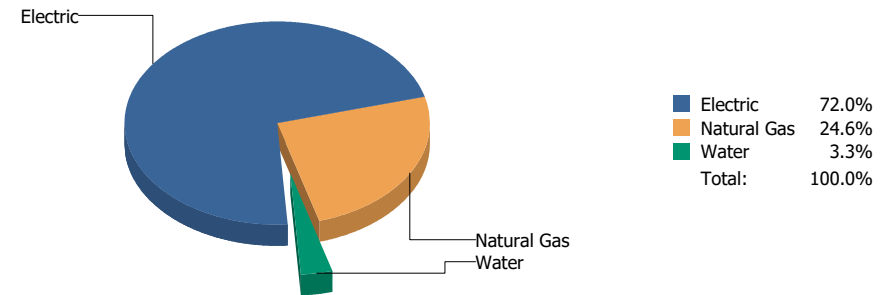
Electric	11.4%
Natural Gas	76.6%
Sewer	3.2%
Water	8.8%
Total:	100.0%

Commodity	Common Use	Energy Use	Energy Use / Area	Total Cost	Cost / Unit	Cost / Area
Place: [LIVE-MAT] LIVE MATERIAL CENTER 929 [BUILDING]						
Area: 2,483 ft <sup>2</sup>						
Billing Period: Mar 2025						
ELECTRIC	0.00 kWh	0 Kbtu	0.000 Kbtu/ft <sup>2</sup>	\$75.16	\$0.000 /kWh	\$0.030 /ft <sup>2</sup>
NATURALGAS	0.00 CCF	0 Kbtu	0.000 Kbtu/ft <sup>2</sup>	\$504.64	\$0.000 /CCF	\$0.203 /ft <sup>2</sup>
SEWER	0.00 CCF			\$21.18	\$0.000 /CCF	\$0.009 /ft <sup>2</sup>
WATER	0.00 CCF			\$57.80	\$0.000 /CCF	\$0.023 /ft <sup>2</sup>
<b>Totals:</b>		<b>0 Kbtu</b>	<b>0.000 Kbtu/ft<sup>2</sup></b>	<b>\$658.78</b>		

## Energy

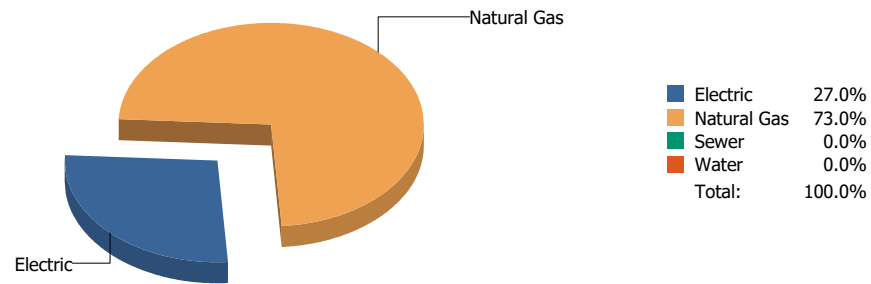


## Cost

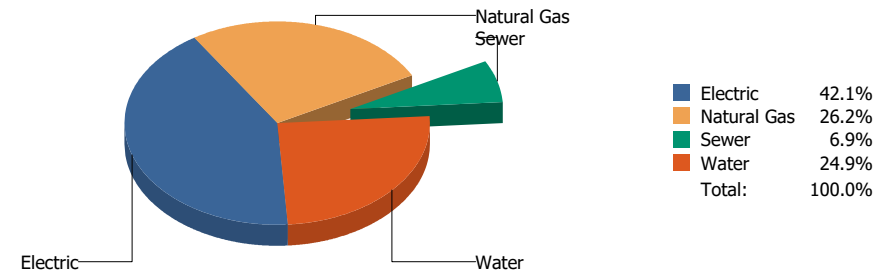


Commodity	Common Use	Energy Use	Energy Use / Area	Total Cost	Cost / Unit	Cost / Area
<b>Place: [LOGAN] LOGAN ELEMENTARY SCHOOL 128 [BUILDING]</b>						
<b>Area: 72,248 ft<sup>2</sup></b>						
<b>Billing Period: Mar 2025</b>						
ELECTRIC	33,772.00 kWh	115,230 Kbtu	1.595 Kbtu/ft <sup>2</sup>	\$5,374.56	\$0.159 /kWh	\$0.074 /ft <sup>2</sup>
NATURALGAS	1,900.00 CCF	196,840 Kbtu	2.725 Kbtu/ft <sup>2</sup>	\$1,837.32	\$0.967 /CCF	\$0.025 /ft <sup>2</sup>
WATER	16.00 CCF			\$248.99	\$15.562 /CCF	\$0.003 /ft <sup>2</sup>
<b>Totals:</b>		<b>312,070 Kbtu</b>	<b>4.319 Kbtu/ft<sup>2</sup></b>	<b>\$7,460.87</b>		

## Energy

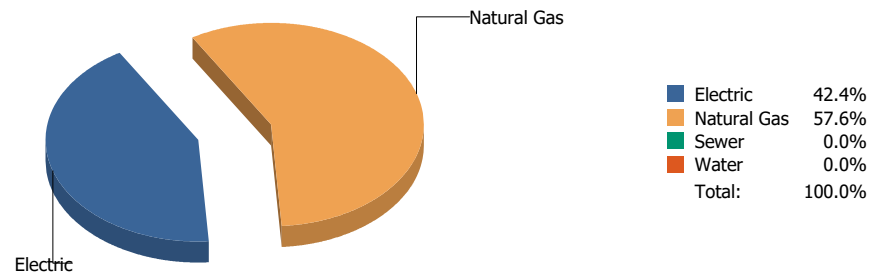


## Cost

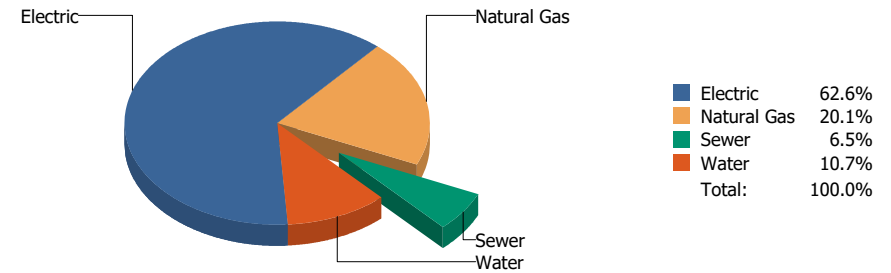


Commodity	Common Use	Energy Use	Energy Use / Area	Total Cost	Cost / Unit	Cost / Area
<b>Place: [LUNDY_2] LUNDY ELEMENTARY SCHOOL 177 [BUILDING]</b>						
<b>Area: 112,731 ft²</b>						
<b>Billing Period: Mar 2025</b>						
ELECTRIC	47,584.00 kWh	162,357 Kbtu	1.440 Kbtu/ft²	\$6,494.28	\$0.136 /kWh	\$0.058 /ft²
NATURALGAS	4,239.00 CCF	439,160 Kbtu	3.896 Kbtu/ft²	\$4,040.87	\$0.953 /CCF	\$0.036 /ft²
SEWER	100.00 CCF			\$1,057.54	\$10.575 /CCF	\$0.009 /ft²
WATER	410.00 CCF			\$3,841.92	\$9.371 /CCF	\$0.034 /ft²
<b>Totals:</b>		<b>601,517 Kbtu</b>	<b>5.336 Kbtu/ft²</b>	<b>\$15,434.61</b>		

## Energy



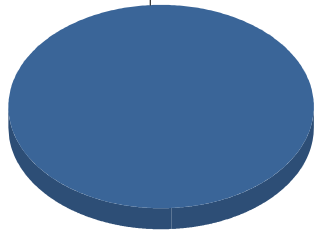
## Cost



Commodity	Common Use	Energy Use	Energy Use / Area	Total Cost	Cost / Unit	Cost / Area
Place: [MACARHTUR_PK-8] MACARTHUR PK-8 129 [BUILDING]						
Area: 143,341 ft²						
Billing Period: Mar 2025						
ELECTRIC	63,191.00 kWh	215,608 Kbtu	1.504 Kbtu/ft²	\$8,154.90	\$0.129 /kWh	\$0.057 /ft²
NATURALGAS	2,828.00 CCF	292,981 Kbtu	2.044 Kbtu/ft²	\$2,620.63	\$0.927 /CCF	\$0.018 /ft²
SEWER	104.00 CCF			\$851.90	\$8.191 /CCF	\$0.006 /ft²
WATER	180.00 CCF			\$1,392.64	\$7.737 /CCF	\$0.010 /ft²
<b>Totals:</b>		<b>508,588 Kbtu</b>	<b>3.548 Kbtu/ft²</b>	<b>\$13,020.07</b>		

## Energy

Electric

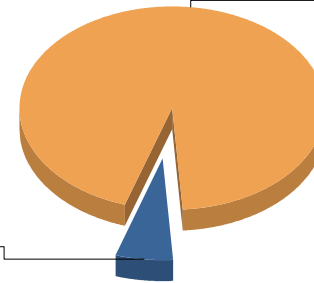


■ Electric 100.0%  
 ■ Water 0.0%  
 Total: 100.0%

## Cost

Water

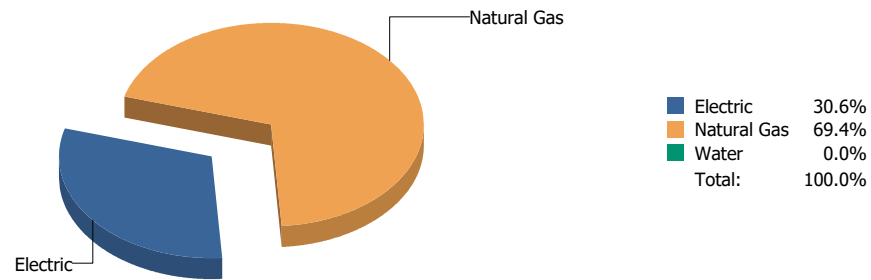
Electric



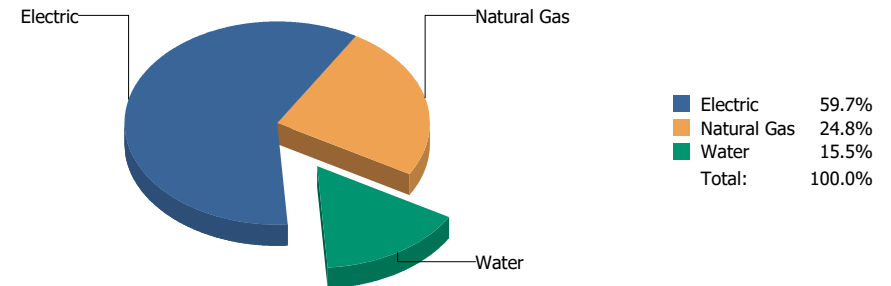
■ Electric 6.1%  
 ■ Water 93.9%  
 Total: 100.0%

Commodity	Common Use	Energy Use	Energy Use / Area	Total Cost	Cost / Unit	Cost / Area
Place: [MAGOFFIN] MAGOFFIN CUSTODIAL 047 [BUILDING]						
Area: 76,378 ft <sup>2</sup>						
Billing Period: Mar 2025						
ELECTRIC	1,215.00 kWh	4,146 Kbtu	0.054 Kbtu/ft <sup>2</sup>	\$165.88	\$0.137 /kWh	\$0.002 /ft <sup>2</sup>
WATER	345.00 CCF			\$2,549.44	\$7.390 /CCF	\$0.033 /ft <sup>2</sup>
<b>Totals:</b>		<b>4,146 Kbtu</b>	<b>0.054 Kbtu/ft<sup>2</sup></b>	<b>\$2,715.32</b>		

## Energy

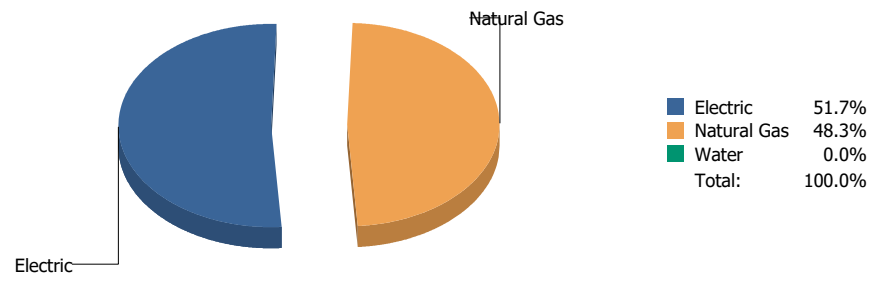


## Cost

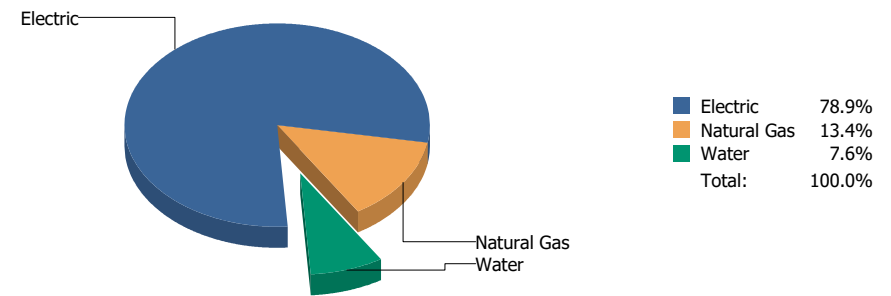


Commodity	Common Use	Energy Use	Energy Use / Area	Total Cost	Cost / Unit	Cost / Area
<b>Place: [MAGOFFINNEWMIDDLESCHOOL] MAGOFFIN MIDDLE SCHOOL [BUILDING]</b>						
<b>Area: 116,136 ft²</b>						
<b>Billing Period: Mar 2025</b>						
ELECTRIC	70,359.00 kWh	240,065 Kbtu	2.067 Kbtu/ft²	\$11,749.62	\$0.167 /kWh	\$0.101 /ft²
NATURALGAS	5,256.00 CCF	544,522 Kbtu	4.689 Kbtu/ft²	\$4,889.36	\$0.930 /CCF	\$0.042 /ft²
WATER	292.00 CCF			\$3,041.84	\$10.417 /CCF	\$0.026 /ft²
<b>Totals:</b>		<b>784,587 Kbtu</b>	<b>6.756 Kbtu/ft²</b>	<b>\$19,680.82</b>		

## Energy

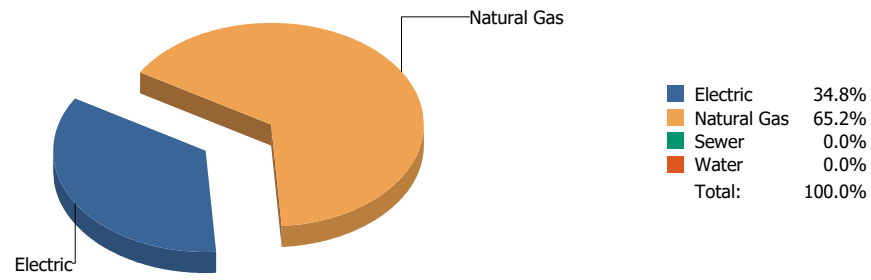


## Cost

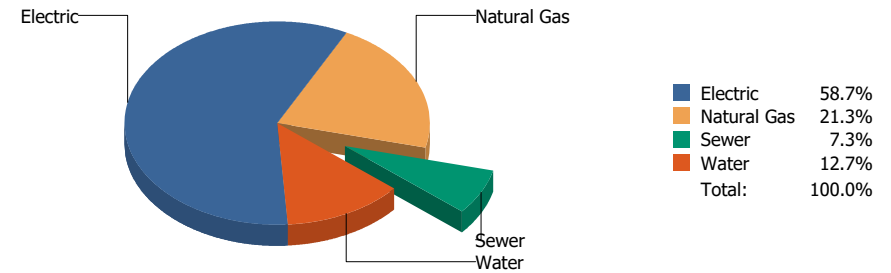


Commodity	Common Use	Energy Use	Energy Use / Area	Total Cost	Cost / Unit	Cost / Area
<b>Place: [MAXINE] MAXINE SILVA HEALTH MAGNET 011 [BUILDING]</b>						
<b>Area: 80,909 ft²</b>						
<b>Billing Period: Mar 2025</b>						
ELECTRIC	38,022.00 kWh	129,731 Kbtu	1.603 Kbtu/ft²	\$7,262.20	\$0.191 /kWh	\$0.090 /ft²
NATURALGAS	1,171.00 CCF	121,316 Kbtu	1.499 Kbtu/ft²	\$1,232.98	\$1.053 /CCF	\$0.015 /ft²
WATER	71.00 CCF			\$703.32	\$9.906 /CCF	\$0.009 /ft²
<b>Totals:</b>		<b>251,047 Kbtu</b>	<b>3.103 Kbtu/ft²</b>	<b>\$9,198.50</b>		

## Energy



## Cost



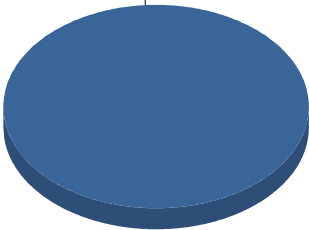
Commodity	Common Use	Energy Use	Energy Use / Area	Total Cost	Cost / Unit	Cost / Area
<b>Place: [MESITA] MESITA ELEMENTARY SCHOOL 130 [BUILDING]</b>						
<b>Area: 100,583 ft²</b>						
<b>Billing Period: Mar 2025</b>						
ELECTRIC	40,492.00 kWh	138,159 Kbtu	1.374 Kbtu/ft²	\$7,145.83	\$0.176 /kWh	\$0.071 /ft²
NATURALGAS	2,495.00 CCF	258,482 Kbtu	2.570 Kbtu/ft²	\$2,585.99	\$1.036 /CCF	\$0.026 /ft²
SEWER	59.00 CCF			\$884.11	\$14.985 /CCF	\$0.009 /ft²
WATER	111.00 CCF			\$1,549.89	\$13.963 /CCF	\$0.015 /ft²
<b>Totals:</b>		<b>396,641 Kbtu</b>	<b>3.943 Kbtu/ft²</b>	<b>\$12,165.82</b>		



Energy

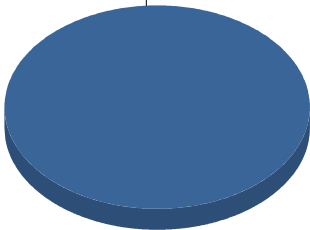
Cost

Electric



■ Electric 100.0%  
Total: 100.0%

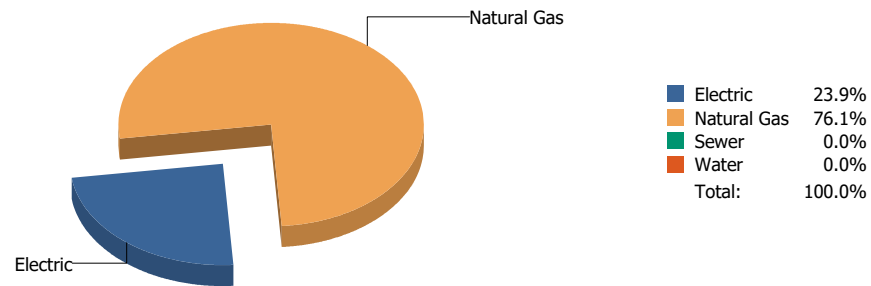
Electric



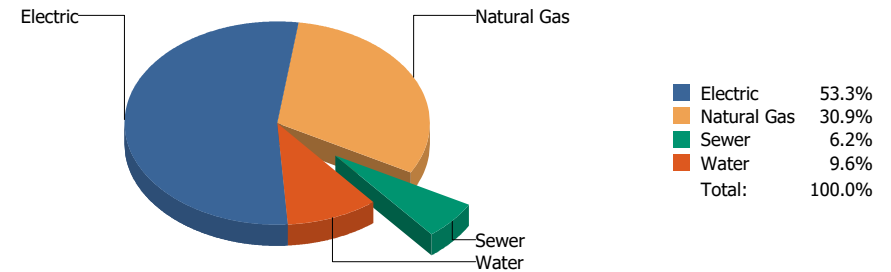
■ Electric 100.0%  
Total: 100.0%

Commodity	Common Use	Energy Use	Energy Use / Area	Total Cost	Cost / Unit	Cost / Area
Place: [MILAM] MILAM ELEMENTARY SCHOOL 131 [BUILDING]						
Area: 63,641 ft²						
Billing Period: Mar 2025						
ELECTRIC	11,578.00 kWh	39,504 Kbtu	0.621 Kbtu/ft²	\$2,088.17	\$0.180 /kWh	\$0.033 /ft²
Totals:		39,504 Kbtu	0.621 Kbtu/ft²	\$2,088.17		

## Energy

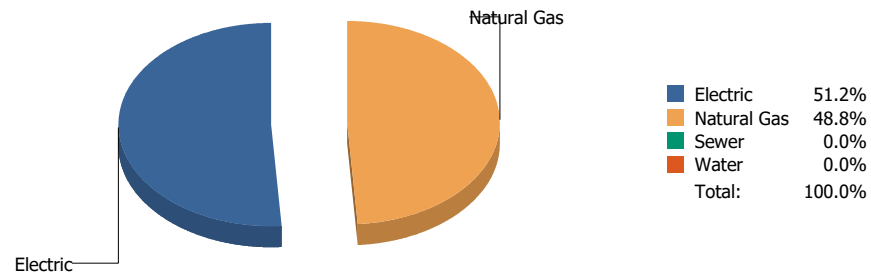


## Cost

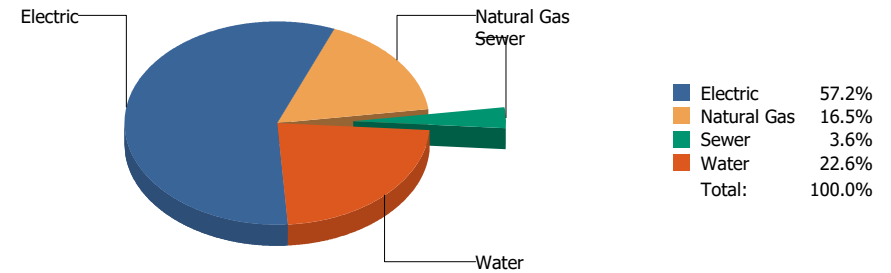


Commodity	Common Use	Energy Use	Energy Use / Area	Total Cost	Cost / Unit	Cost / Area
<b>Place: [MOYE_2] MOYE ELEMENTARY SCHOOL [BUILDING]</b>						
<b>Area: 93,197 ft²</b>						
<b>Billing Period: Mar 2025</b>						
ELECTRIC	40,892.00 kWh	139,524 Kbtu	1.497 Kbtu/ft²	\$6,599.18	\$0.161 /kWh	\$0.071 /ft²
NATURALGAS	4,284.00 CCF	443,822 Kbtu	4.762 Kbtu/ft²	\$3,826.09	\$0.893 /CCF	\$0.041 /ft²
SEWER	41.00 CCF			\$774.13	\$18.881 /CCF	\$0.008 /ft²
WATER	95.00 CCF			\$1,192.01	\$12.547 /CCF	\$0.013 /ft²
<b>Totals:</b>		<b>583,346 Kbtu</b>	<b>6.259 Kbtu/ft²</b>	<b>\$12,391.41</b>		

## Energy

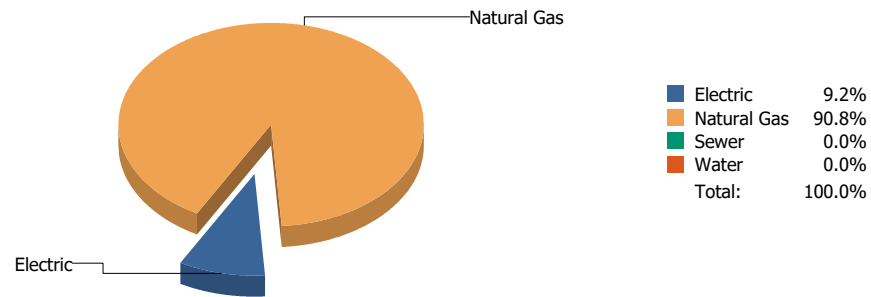


## Cost

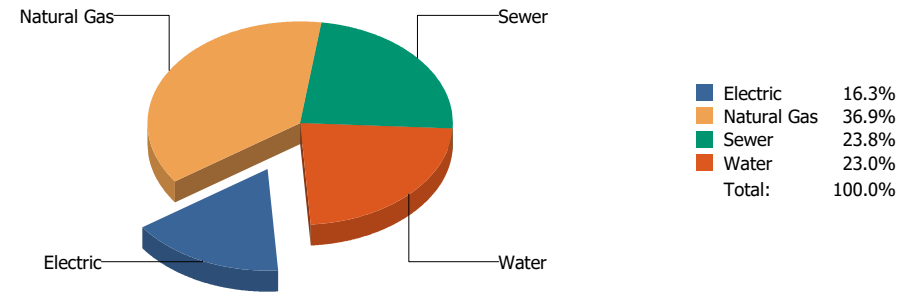


Commodity	Common Use	Energy Use	Energy Use / Area	Total Cost	Cost / Unit	Cost / Area
<b>Place: [MURPHREE-PK-8] CHARLES Q. MURPHREE PK-8 [BUILDING]</b>						
<b>Area: 87,993 ft²</b>						
<b>Billing Period: Mar 2025</b>						
ELECTRIC	64,037.00 kWh	218,494 Kbtu	2.483 Kbtu/ft²	\$8,424.20	\$0.132 /kWh	\$0.096 /ft²
NATURALGAS	2,014.00 CCF	208,650 Kbtu	2.371 Kbtu/ft²	\$2,436.97	\$1.210 /CCF	\$0.028 /ft²
SEWER	28.00 CCF			\$530.42	\$18.944 /CCF	\$0.006 /ft²
WATER	443.00 CCF			\$3,334.94	\$7.528 /CCF	\$0.038 /ft²
<b>Totals:</b>		<b>427,145 Kbtu</b>	<b>4.854 Kbtu/ft²</b>	<b>\$14,726.53</b>		

## Energy

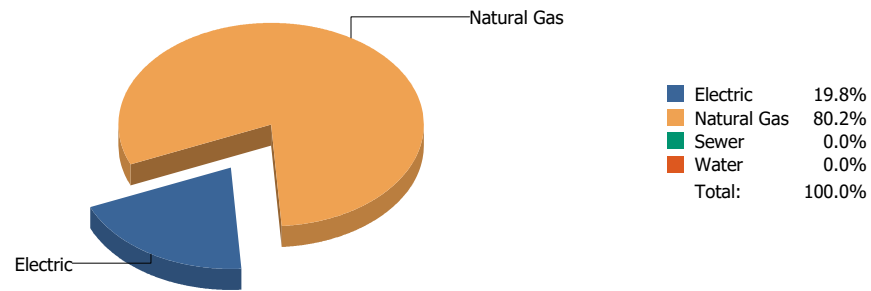


## Cost

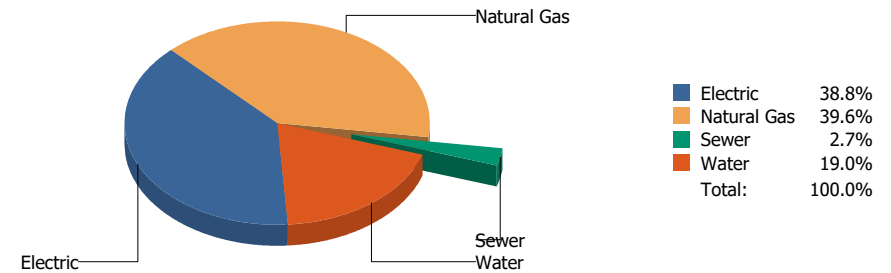


Commodity	Common Use	Energy Use	Energy Use / Area	Total Cost	Cost / Unit	Cost / Area
Place: [NETTRANSPORTATION] N.E. TRANSPORTATION 826 [BUILDING]						
Area: 5,995 ft²						
Billing Period: Mar 2025						
ELECTRIC	3,560.00 kWh	12,147 Kbtu	2.026 Kbtu/ft²	\$535.68	\$0.150 /kWh	\$0.089 /ft²
NATURALGAS	1,157.00 CCF	119,865 Kbtu	19.994 Kbtu/ft²	\$1,217.49	\$1.052 /CCF	\$0.203 /ft²
SEWER	35.00 CCF			\$782.59	\$22.360 /CCF	\$0.131 /ft²
WATER	58.00 CCF			\$759.33	\$13.092 /CCF	\$0.127 /ft²
<b>Totals:</b>		<b>132,012 Kbtu</b>	<b>22.020 Kbtu/ft²</b>	<b>\$3,295.09</b>		

## Energy

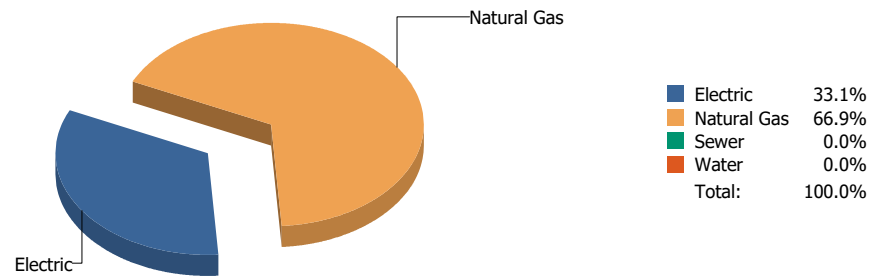


## Cost

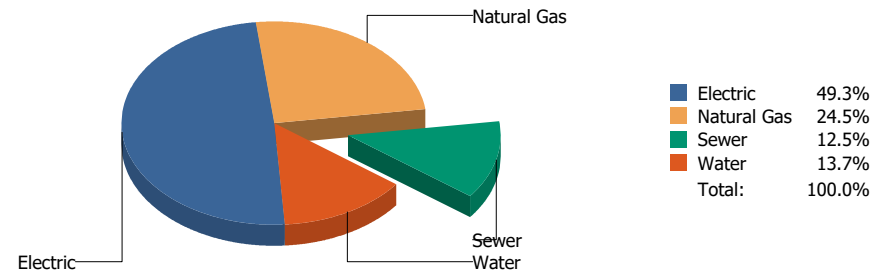


Commodity	Common Use	Energy Use	Energy Use / Area	Total Cost	Cost / Unit	Cost / Area
<b>Place: [NEWMAN] NEWMAN ELEMENTARY SCHOOL 133 [BUILDING]</b>						
<b>Area: 73,291 ft²</b>						
<b>Billing Period: Mar 2025</b>						
ELECTRIC	14,194.00 kWh	48,430 Kbtu	0.661 Kbtu/ft²	\$2,292.15	\$0.161 /kWh	\$0.031 /ft²
NATURALGAS	1,897.00 CCF	196,529 Kbtu	2.681 Kbtu/ft²	\$2,339.48	\$1.233 /CCF	\$0.032 /ft²
SEWER	2.00 CCF			\$156.59	\$78.295 /CCF	\$0.002 /ft²
WATER	162.00 CCF			\$1,120.75	\$6.918 /CCF	\$0.015 /ft²
<b>Totals:</b>		<b>244,959 Kbtu</b>	<b>3.342 Kbtu/ft²</b>	<b>\$5,908.97</b>		

## Energy

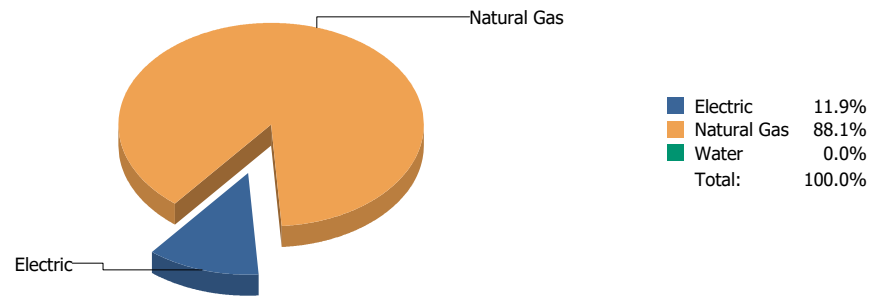


## Cost

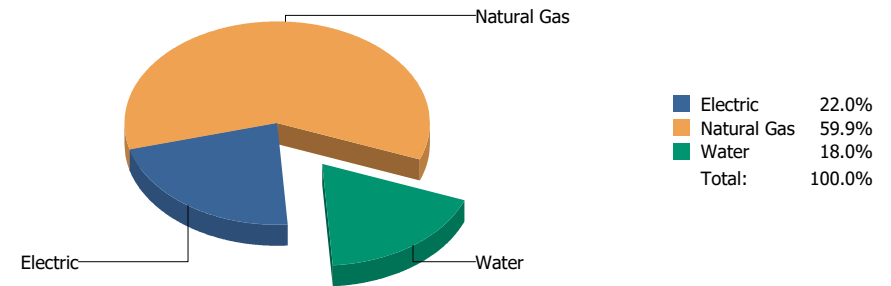


Commodity	Common Use	Energy Use	Energy Use / Area	Total Cost	Cost / Unit	Cost / Area
<b>Place: [NIXON] L.A. NIXON ELEMENTARY SCHOOL 161 [BUILDING]</b>						
<b>Area: 76,873 ft²</b>						
<b>Billing Period: Mar 2025</b>						
ELECTRIC	27,428.00 kWh	93,584 Kbtu	1.217 Kbtu/ft²	\$4,077.44	\$0.149 /kWh	\$0.053 /ft²
NATURALGAS	1,825.00 CCF	189,070 Kbtu	2.460 Kbtu/ft²	\$2,027.11	\$1.111 /CCF	\$0.026 /ft²
SEWER	103.00 CCF			\$1,029.84	\$9.998 /CCF	\$0.013 /ft²
WATER	163.00 CCF			\$1,136.11	\$6.970 /CCF	\$0.015 /ft²
<b>Totals:</b>		<b>282,654 Kbtu</b>	<b>3.677 Kbtu/ft²</b>	<b>\$8,270.50</b>		

## Energy

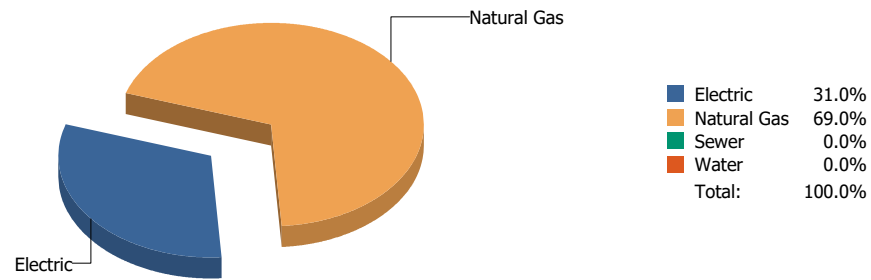


## Cost

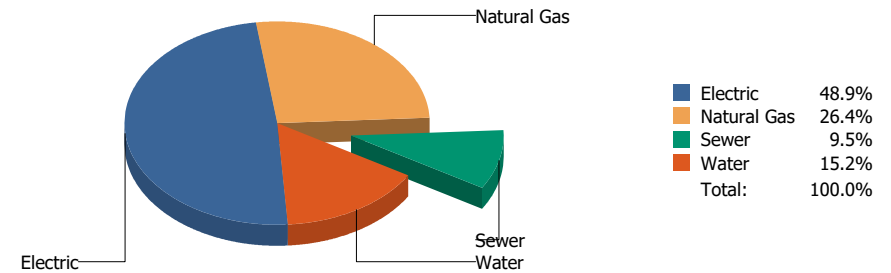


Commodity	Common Use	Energy Use	Energy Use / Area	Total Cost	Cost / Unit	Cost / Area
<b>Place: [OCC-CTR] OCCUPATIONAL CTR. [BUILDING]</b>						
<b>Area: 11,845 ft²</b>						
<b>Billing Period: Mar 2025</b>						
ELECTRIC	2,286.00 kWh	7,800 Kbtu	0.658 Kbtu/ft²	\$263.68	\$0.115 /kWh	\$0.022 /ft²
NATURALGAS	555.00 CCF	57,498 Kbtu	4.854 Kbtu/ft²	\$717.10	\$1.292 /CCF	\$0.061 /ft²
WATER	24.00 CCF			\$215.71	\$8.988 /CCF	\$0.018 /ft²
<b>Totals:</b>		<b>65,298 Kbtu</b>	<b>5.513 Kbtu/ft²</b>	<b>\$1,196.49</b>		

## Energy



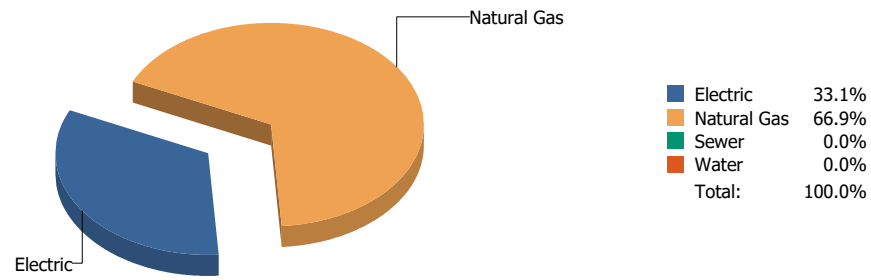
## Cost



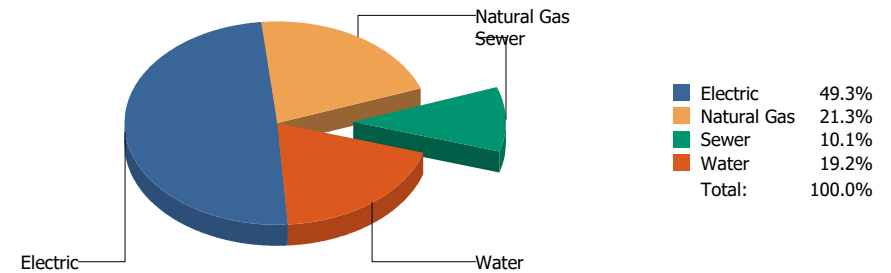
Commodity	Common Use	Energy Use	Energy Use / Area	Total Cost	Cost / Unit	Cost / Area
Place: [PARK] PARK ELEMENTARY SCHOOL 134 [BUILDING]						
Area: 63,609 ft²						
Billing Period: Mar 2025						
ELECTRIC	25,256.00 kWh	86,173 Kbtu	1.355 Kbtu/ft²	\$3,793.96	\$0.150 /kWh	\$0.060 /ft²
NATURALGAS	1,852.00 CCF	191,867 Kbtu	3.016 Kbtu/ft²	\$2,049.73	\$1.107 /CCF	\$0.032 /ft²
SEWER	62.00 CCF			\$736.38	\$11.877 /CCF	\$0.011 /ft²
WATER	188.00 CCF			\$1,177.58	\$6.264 /CCF	\$0.018 /ft²
<b>Totals:</b>		<b>278,041 Kbtu</b>	<b>4.371 Kbtu/ft²</b>	<b>\$7,757.65</b>		



## Energy

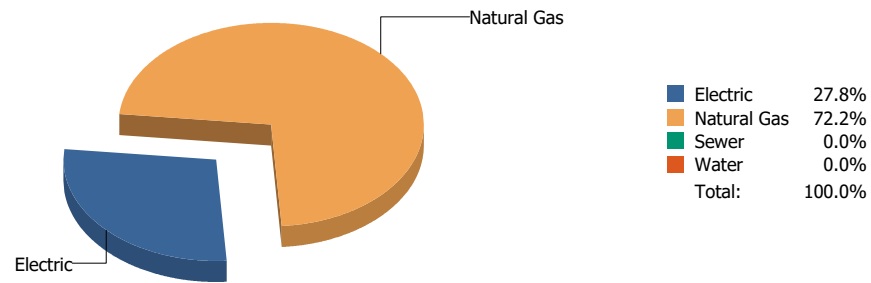


## Cost

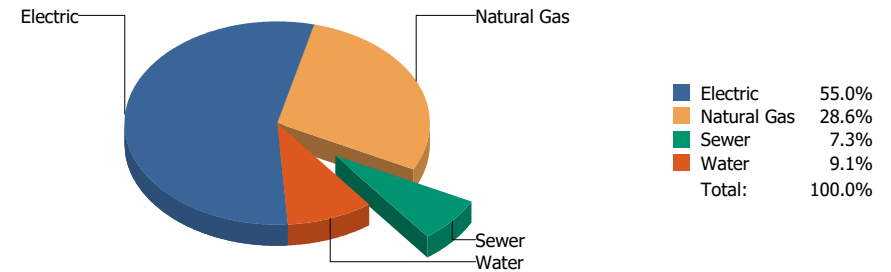


Commodity	Common Use	Energy Use	Energy Use / Area	Total Cost	Cost / Unit	Cost / Area
Place: [PAUL-MORENO_1] PAUL MORENO ELEMENTARY SCHOOL 167 [BUILDING]						
Area: 87,824 ft²						
Billing Period: Mar 2025						
ELECTRIC	23,165.00 kWh	79,039 Kbtu	0.900 Kbtu/ft²	\$4,147.86	\$0.179 /kWh	\$0.047 /ft²
NATURALGAS	1,545.00 CCF	160,062 Kbtu	1.823 Kbtu/ft²	\$1,793.51	\$1.161 /CCF	\$0.020 /ft²
SEWER	70.00 CCF			\$851.98	\$12.171 /CCF	\$0.010 /ft²
WATER	221.00 CCF			\$1,613.93	\$7.303 /CCF	\$0.018 /ft²
<b>Totals:</b>		<b>239,101 Kbtu</b>	<b>2.723 Kbtu/ft²</b>	<b>\$8,407.28</b>		

## Energy

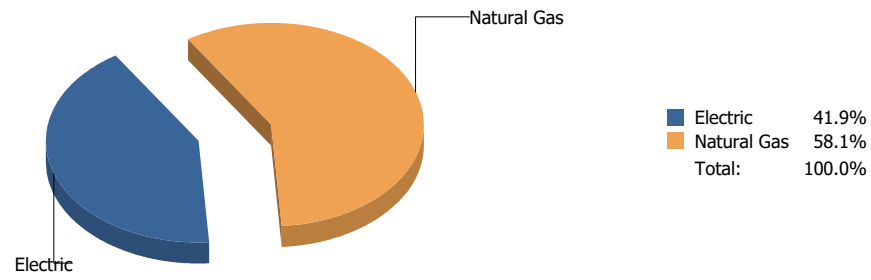


## Cost

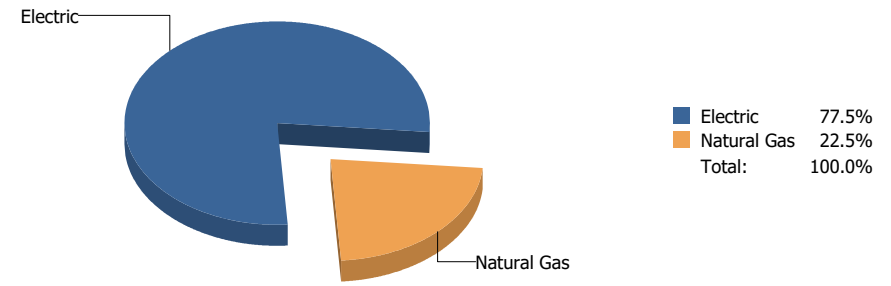


Commodity	Common Use	Energy Use	Energy Use / Area	Total Cost	Cost / Unit	Cost / Area
<b>Place: [POLK] POLK ELEMENTARY SCHOOL 159 [BUILDING]</b>						
<b>Area: 67,321 ft²</b>						
<b>Billing Period: Mar 2025</b>						
ELECTRIC	30,028.00 kWh	102,456 Kbtu	1.522 Kbtu/ft²	\$5,097.63	\$0.170 /kWh	\$0.076 /ft²
NATURALGAS	2,574.00 CCF	266,666 Kbtu	3.961 Kbtu/ft²	\$2,651.89	\$1.030 /CCF	\$0.039 /ft²
SEWER	62.00 CCF			\$674.24	\$10.875 /CCF	\$0.010 /ft²
WATER	118.00 CCF			\$843.93	\$7.152 /CCF	\$0.013 /ft²
<b>Totals:</b>		<b>369,122 Kbtu</b>	<b>5.483 Kbtu/ft²</b>	<b>\$9,267.69</b>		

## Energy

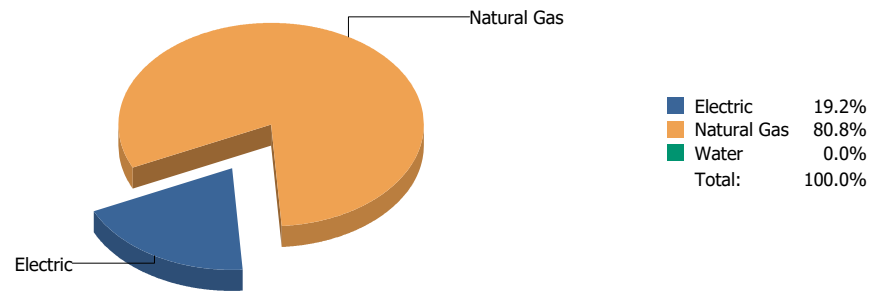


## Cost

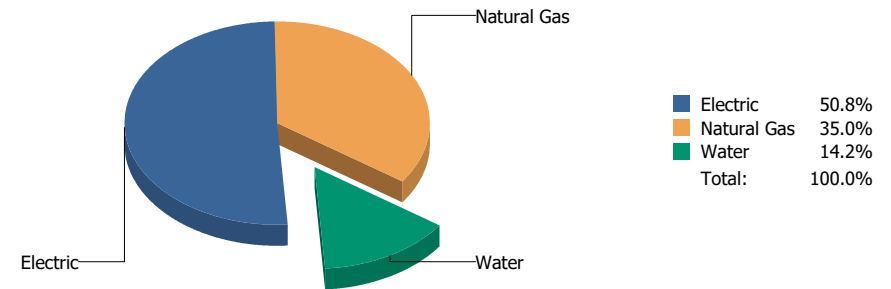


Commodity	Common Use	Energy Use	Energy Use / Area	Total Cost	Cost / Unit	Cost / Area
<b>Place: [POWELL_2] POWELL ELEMENTARY SCHOOL 175 [BUILDING]</b>						
<b>Area: 79,770 ft<sup>2</sup></b>						
<b>Billing Period: Mar 2025</b>						
ELECTRIC	35,159.00 kWh	119,963 Kbtu	1.504 Kbtu/ft <sup>2</sup>	\$5,481.88	\$0.156 /kWh	\$0.069 /ft <sup>2</sup>
NATURALGAS	1,608.00 CCF	166,589 Kbtu	2.088 Kbtu/ft <sup>2</sup>	\$1,593.73	\$0.991 /CCF	\$0.020 /ft <sup>2</sup>
<b>Totals:</b>		<b>286,551 Kbtu</b>	<b>3.592 Kbtu/ft<sup>2</sup></b>	<b>\$7,075.61</b>		

## Energy

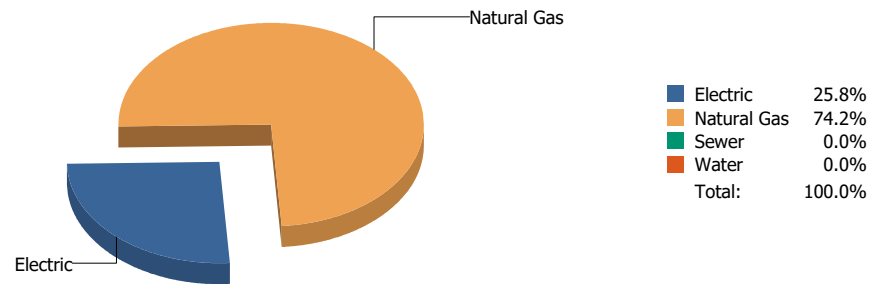


## Cost

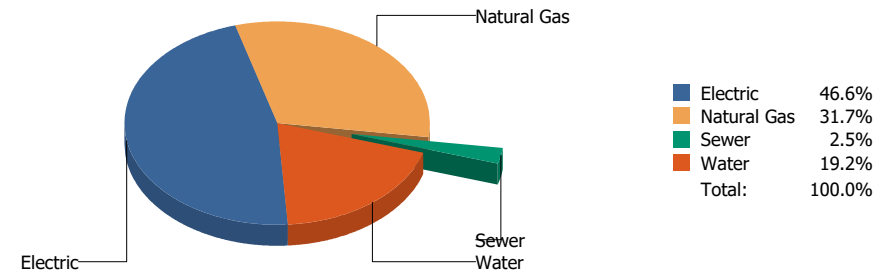


Commodity	Common Use	Energy Use	Energy Use / Area	Total Cost	Cost / Unit	Cost / Area
<b>Place: [PROFESSIONAL-DEV] PROF DEVELOPMENT CENTER931 [BUILDING]</b>						
<b>Area: 18,400 ft<sup>2</sup></b>						
<b>Billing Period: Mar 2025</b>						
ELECTRIC	6,000.00 kWh	20,472 Kbtu	1.113 Kbtu/ft <sup>2</sup>	\$1,379.65	\$0.230 /kWh	\$0.075 /ft <sup>2</sup>
NATURALGAS	832.00 CCF	86,195 Kbtu	4.685 Kbtu/ft <sup>2</sup>	\$949.07	\$1.141 /CCF	\$0.052 /ft <sup>2</sup>
WATER	46.00 CCF			\$385.27	\$8.375 /CCF	\$0.021 /ft <sup>2</sup>
<b>Totals:</b>		<b>106,667 Kbtu</b>	<b>5.797 Kbtu/ft<sup>2</sup></b>	<b>\$2,713.99</b>		

## Energy

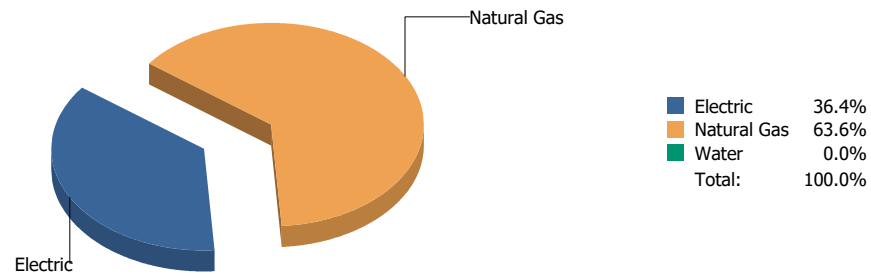


## Cost

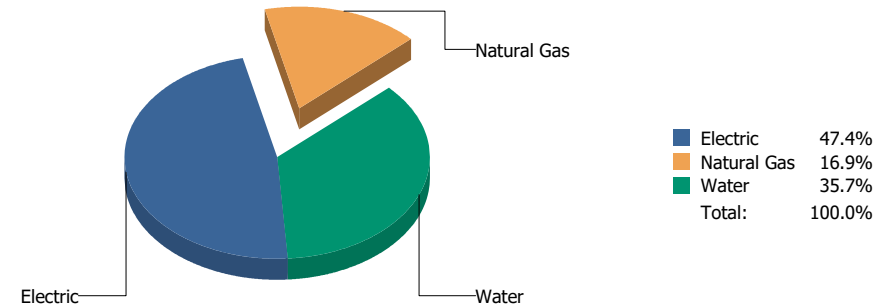


Commodity	Common Use	Energy Use	Energy Use / Area	Total Cost	Cost / Unit	Cost / Area
<b>Place: [PUTNAM] PUTNAM ELEMENTARY SCHOOL 135 [BUILDING]</b>						
<b>Area: 61,978 ft²</b>						
<b>Billing Period: Mar 2025</b>						
ELECTRIC	17,093.00 kWh	58,321 Kbtu	0.941 Kbtu/ft²	\$2,733.98	\$0.160 /kWh	\$0.044 /ft²
NATURALGAS	1,621.00 CCF	167,936 Kbtu	2.710 Kbtu/ft²	\$1,856.97	\$1.146 /CCF	\$0.030 /ft²
SEWER	18.00 CCF			\$145.74	\$8.097 /CCF	\$0.002 /ft²
WATER	120.00 CCF			\$1,127.64	\$9.397 /CCF	\$0.018 /ft²
<b>Totals:</b>		<b>226,257 Kbtu</b>	<b>3.651 Kbtu/ft²</b>	<b>\$5,864.33</b>		

## Energy

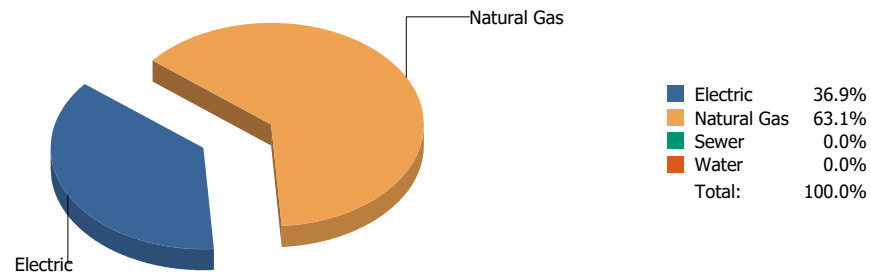


## Cost

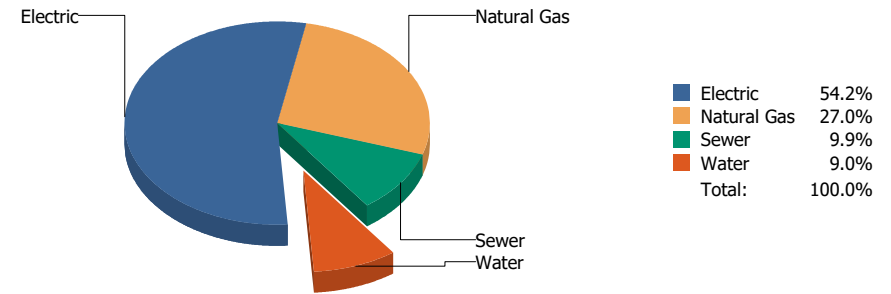


Commodity	Common Use	Energy Use	Energy Use / Area	Total Cost	Cost / Unit	Cost / Area
<b>Place: [RICHARDS] RICHARDSON MIDDLE SCHOOL [BUILDING]</b>						
<b>Area: 115,872 ft<sup>2</sup></b>						
<b>Billing Period: Mar 2025</b>						
ELECTRIC	52,708.00 kWh	179,840 Kbtu	1.552 Kbtu/ft <sup>2</sup>	\$7,792.44	\$0.148 /kWh	\$0.067 /ft <sup>2</sup>
NATURALGAS	3,035.00 CCF	314,426 Kbtu	2.714 Kbtu/ft <sup>2</sup>	\$2,784.15	\$0.917 /CCF	\$0.024 /ft <sup>2</sup>
WATER	977.00 CCF			\$5,876.12	\$6.014 /CCF	\$0.051 /ft <sup>2</sup>
<b>Totals:</b>		<b>494,266 Kbtu</b>	<b>4.266 Kbtu/ft<sup>2</sup></b>	<b>\$16,452.71</b>		

## Energy

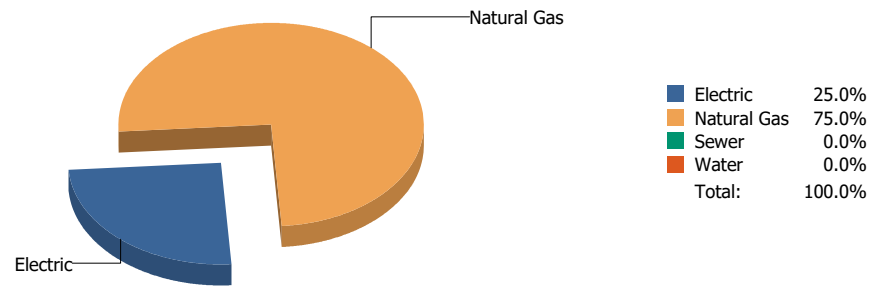


## Cost

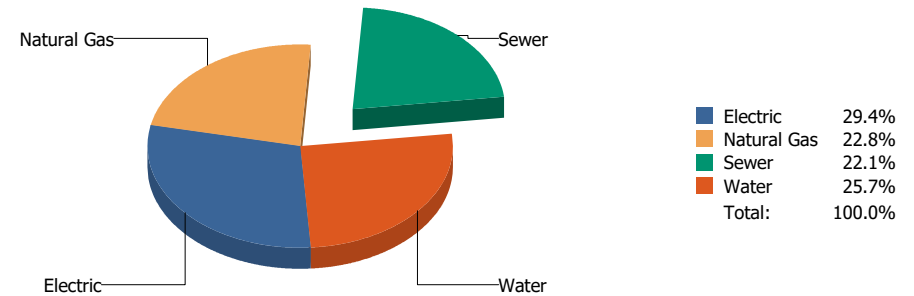


Commodity	Common Use	Energy Use	Energy Use / Area	Total Cost	Cost / Unit	Cost / Area
<b>Place: [RIVERA] RIVERA ELEMENTARY SCHOOL 156 [BUILDING]</b>						
<b>Area: 77,562 ft²</b>						
<b>Billing Period: Mar 2025</b>						
ELECTRIC	31,057.00 kWh	105,966 Kbtu	1.366 Kbtu/ft²	\$3,938.04	\$0.127 /kWh	\$0.051 /ft²
NATURALGAS	1,751.00 CCF	181,404 Kbtu	2.339 Kbtu/ft²	\$1,965.33	\$1.122 /CCF	\$0.025 /ft²
SEWER	46.00 CCF			\$716.82	\$15.583 /CCF	\$0.009 /ft²
WATER	23.00 CCF			\$651.04	\$28.306 /CCF	\$0.008 /ft²
<b>Totals:</b>		<b>287,370 Kbtu</b>	<b>3.705 Kbtu/ft²</b>	<b>\$7,271.23</b>		

## Energy



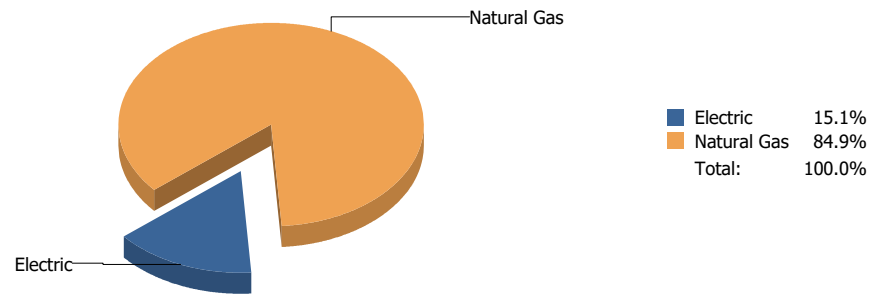
## Cost



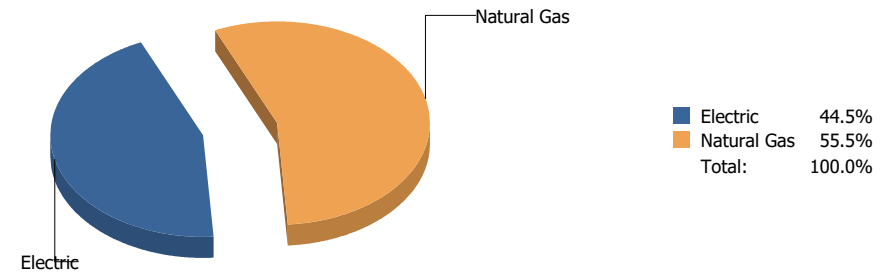
Commodity	Common Use	Energy Use	Energy Use / Area	Total Cost	Cost / Unit	Cost / Area
<b>Place: [RUSK] RUSK ELEMENTARY SCHOOL 138 [BUILDING]</b>						
<b>Area: 67,240 ft²</b>						
<b>Billing Period: Mar 2025</b>						
ELECTRIC	11,691.00 kWh	39,890 Kbtu	0.593 Kbtu/ft²	\$1,891.53	\$0.162 /kWh	\$0.028 /ft²
NATURALGAS	1,153.00 CCF	119,451 Kbtu	1.776 Kbtu/ft²	\$1,466.52	\$1.272 /CCF	\$0.022 /ft²
SEWER	249.00 CCF			\$1,426.07	\$5.727 /CCF	\$0.021 /ft²
WATER	46.00 CCF			\$1,657.29	\$36.028 /CCF	\$0.025 /ft²
<b>Totals:</b>		<b>159,340 Kbtu</b>	<b>2.370 Kbtu/ft²</b>	<b>\$6,441.41</b>		



## Energy



## Cost

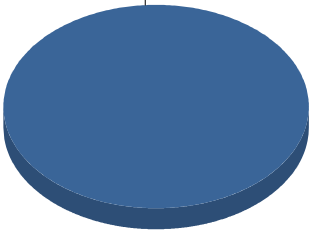


Commodity	Common Use	Energy Use	Energy Use / Area	Total Cost	Cost / Unit	Cost / Area
<b>Place: [SAN-JAC] SAN JACINTO 139 [BUILDING]</b> <b>Area: 29,589 ft²</b> <b>Billing Period: Mar 2025</b>						
ELECTRIC	5,818.00 kWh	19,851 Kbtu	0.671 Kbtu/ft²	\$924.97	\$0.159 /kWh	\$0.031 /ft²
NATURALGAS	1,075.00 CCF	111,370 Kbtu	3.764 Kbtu/ft²	\$1,152.46	\$1.072 /CCF	\$0.039 /ft²
<b>Totals:</b>		<b>131,221 Kbtu</b>	<b>4.435 Kbtu/ft²</b>	<b>\$2,077.43</b>		

Energy

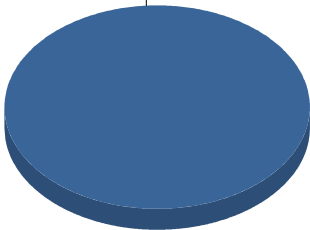
Cost

Electric



■ Electric 100.0%  
Total: 100.0%

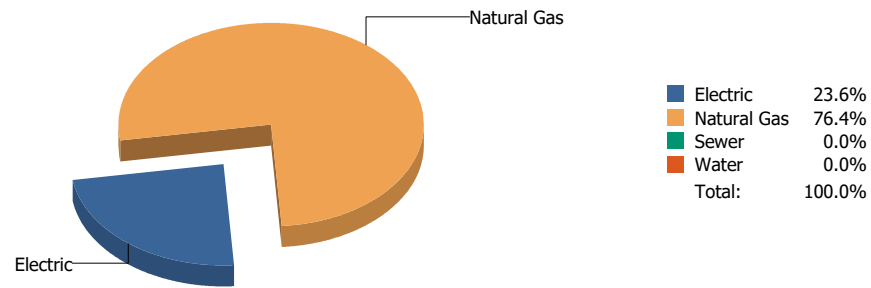
Electric



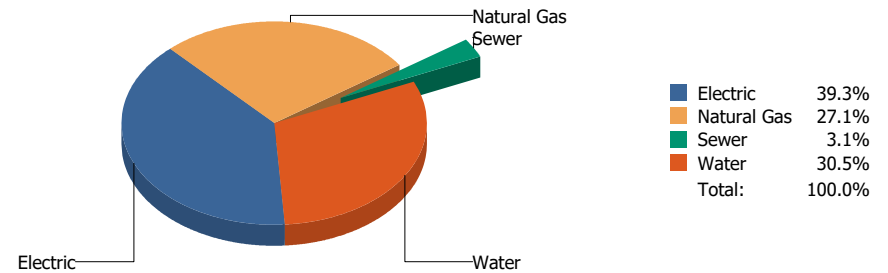
■ Electric 100.0%  
Total: 100.0%

Commodity	Common Use	Energy Use	Energy Use / Area	Total Cost	Cost / Unit	Cost / Area
Place: [SCHUSTER] SCHUSTER 140 [BUILDING]						
Area: 34,371 ft²						
Billing Period: Mar 2025						
ELECTRIC	218.00 kWh	744 Kbtu	0.022 Kbtu/ft²	\$59.14	\$0.271 /kWh	\$0.002 /ft²
Totals:		744 Kbtu	0.022 Kbtu/ft²	\$59.14		

## Energy

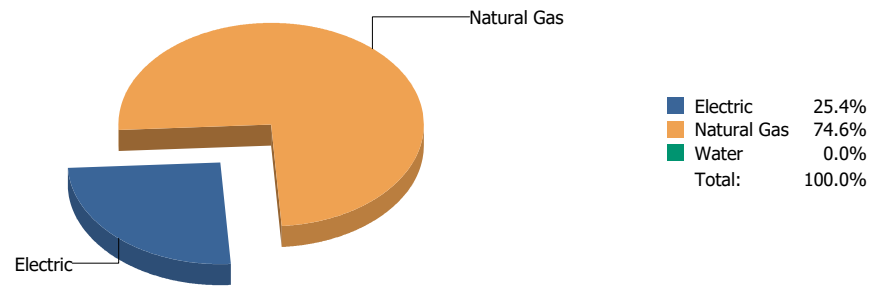


## Cost

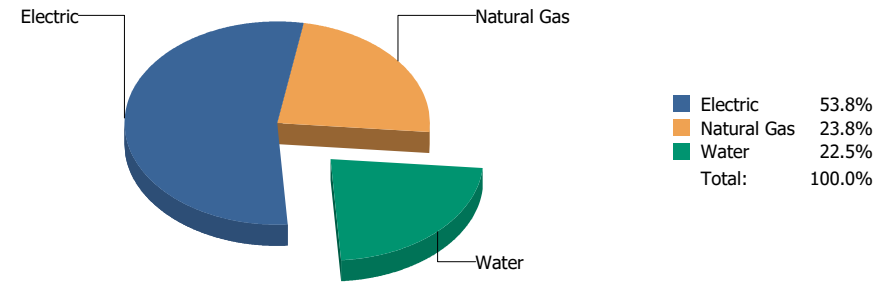


Commodity	Common Use	Energy Use	Energy Use / Area	Total Cost	Cost / Unit	Cost / Area
<b>Place: [STANTON] STANTON ELEMENTARY SCHOOL 141 [BUILDING]</b>						
<b>Area: 75,957 ft²</b>						
<b>Billing Period: Mar 2025</b>						
ELECTRIC	15,439.00 kWh	52,678 Kbtu	0.694 Kbtu/ft²	\$2,719.94	\$0.176 /kWh	\$0.036 /ft²
NATURALGAS	1,645.00 CCF	170,422 Kbtu	2.244 Kbtu/ft²	\$1,877.13	\$1.141 /CCF	\$0.025 /ft²
SEWER	5.00 CCF			\$211.78	\$42.356 /CCF	\$0.003 /ft²
WATER	391.00 CCF			\$2,114.85	\$5.409 /CCF	\$0.028 /ft²
<b>Totals:</b>		<b>223,100 Kbtu</b>	<b>2.937 Kbtu/ft²</b>	<b>\$6,923.70</b>		

## Energy

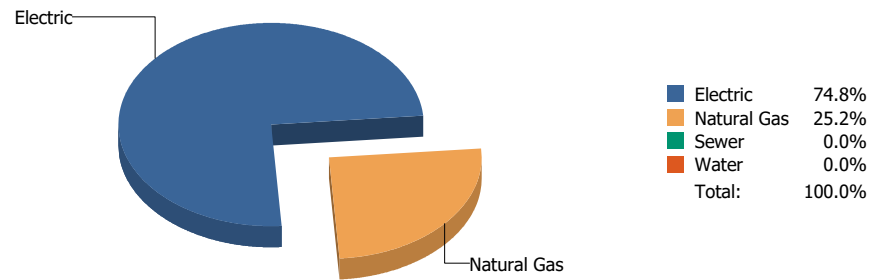


## Cost

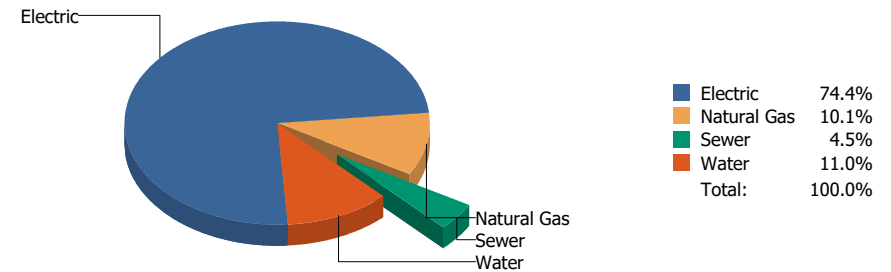


Commodity	Common Use	Energy Use	Energy Use / Area	Total Cost	Cost / Unit	Cost / Area
<b>Place: [SUNRISEMOUNT] SUNRISE MOUNTAIN ELEMENTARY 150 [BUILDING]</b>						
<b>Area: 78,368 ft²</b>						
<b>Billing Period: Mar 2025</b>						
ELECTRIC	17,862.00 kWh	60,945 Kbtu	0.778 Kbtu/ft²	\$3,834.72	\$0.215 /kWh	\$0.049 /ft²
NATURALGAS	1,729.00 CCF	179,124 Kbtu	2.286 Kbtu/ft²	\$1,694.68	\$0.980 /CCF	\$0.022 /ft²
WATER	160.00 CCF			\$1,602.52	\$10.016 /CCF	\$0.020 /ft²
<b>Totals:</b>		<b>240,070 Kbtu</b>	<b>3.063 Kbtu/ft²</b>	<b>\$7,131.92</b>		

## Energy

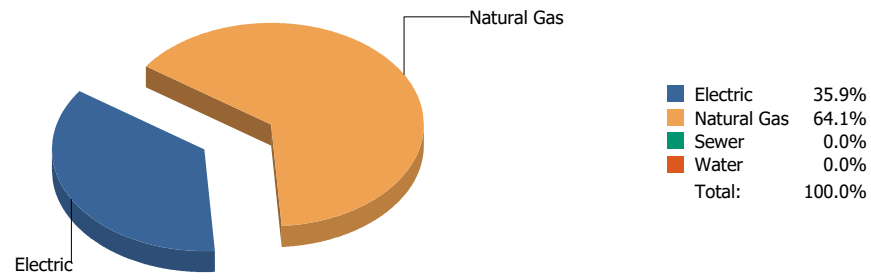


## Cost

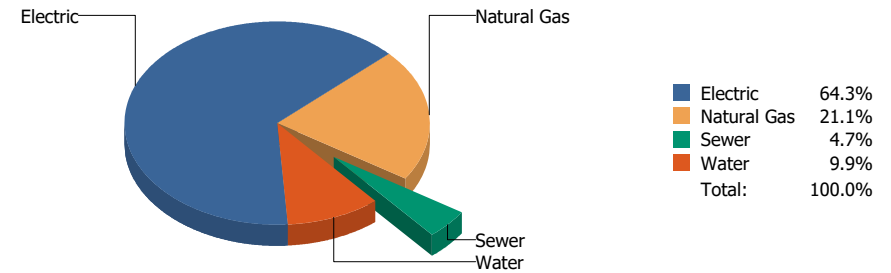


Commodity	Common Use	Energy Use	Energy Use / Area	Total Cost	Cost / Unit	Cost / Area
<b>Place: [SUNSET-HIGH_1] TECHNOLOGY SERVICES [BUILDING]</b>						
<b>Area: 33,263 ft²</b>						
<b>Billing Period: Mar 2025</b>						
ELECTRIC	59,503.00 kWh	203,024 Kbtu	6.104 Kbtu/ft²	\$5,924.53	\$0.100 /kWh	\$0.178 /ft²
NATURALGAS	660.00 CCF	68,376 Kbtu	2.056 Kbtu/ft²	\$803.05	\$1.217 /CCF	\$0.024 /ft²
SEWER	41.00 CCF			\$359.83	\$8.776 /CCF	\$0.011 /ft²
WATER	119.00 CCF			\$874.06	\$7.345 /CCF	\$0.026 /ft²
<b>Totals:</b>		<b>271,400 Kbtu</b>	<b>8.159 Kbtu/ft²</b>	<b>\$7,961.47</b>		

## Energy

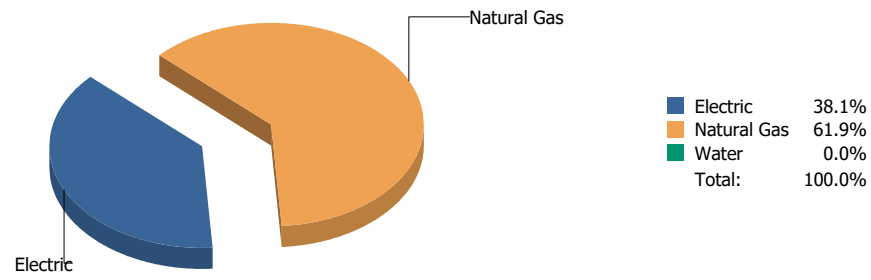


## Cost

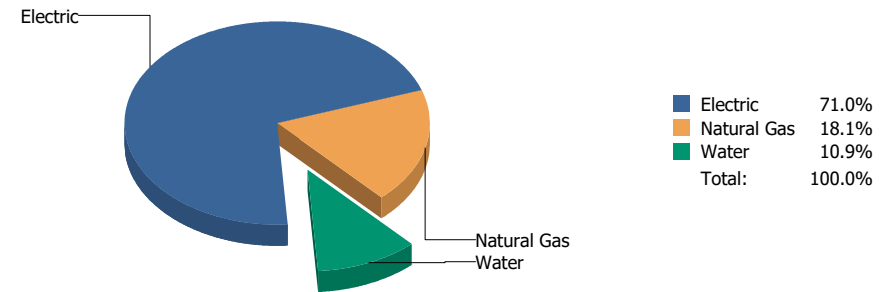


Commodity	Common Use	Energy Use	Energy Use / Area	Total Cost	Cost / Unit	Cost / Area
<b>Place: [TIPPENELEMENTARY] TIPPIN ELEMENTARY SCHOOL 168 [BUILDING]</b>						
<b>Area: 93,360 ft²</b>						
<b>Billing Period: Mar 2025</b>						
ELECTRIC	36,353.00 kWh	124,036 Kbtu	1.329 Kbtu/ft²	\$6,195.62	\$0.170 /kWh	\$0.066 /ft²
NATURALGAS	2,139.00 CCF	221,600 Kbtu	2.374 Kbtu/ft²	\$2,036.51	\$0.952 /CCF	\$0.022 /ft²
SEWER	10.00 CCF			\$454.28	\$45.428 /CCF	\$0.005 /ft²
WATER	82.00 CCF			\$952.40	\$11.615 /CCF	\$0.010 /ft²
<b>Totals:</b>		<b>345,637 Kbtu</b>	<b>3.702 Kbtu/ft²</b>	<b>\$9,638.81</b>		

## Energy

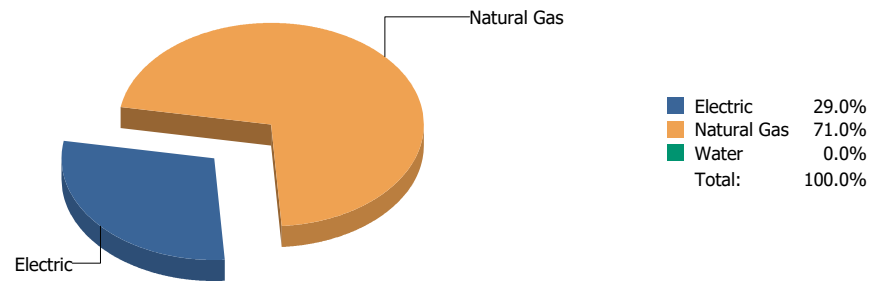


## Cost

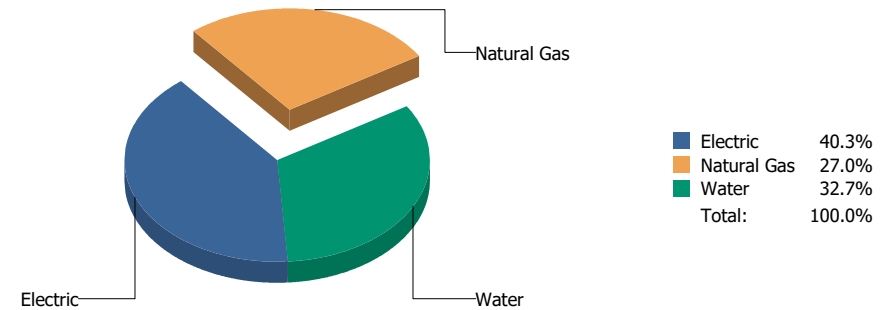


Commodity	Common Use	Energy Use	Energy Use / Area	Total Cost	Cost / Unit	Cost / Area
<b>Place: [TOMLEA_2] TOM LEA ELEMENTARY SCHOOL 178 [BUILDING]</b>						
<b>Area: 88,828 ft²</b>						
<b>Billing Period: Mar 2025</b>						
ELECTRIC	54,297.00 kWh	185,261 Kbtu	2.086 Kbtu/ft²	\$10,482.44	\$0.193 /kWh	\$0.118 /ft²
NATURALGAS	2,909.00 CCF	301,372 Kbtu	3.393 Kbtu/ft²	\$2,679.04	\$0.921 /CCF	\$0.030 /ft²
WATER	163.00 CCF			\$1,608.53	\$9.868 /CCF	\$0.018 /ft²
<b>Totals:</b>		<b>486,634 Kbtu</b>	<b>5.478 Kbtu/ft²</b>	<b>\$14,770.01</b>		

## Energy



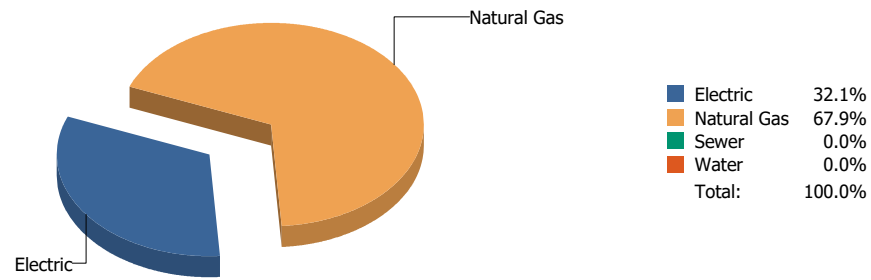
## Cost



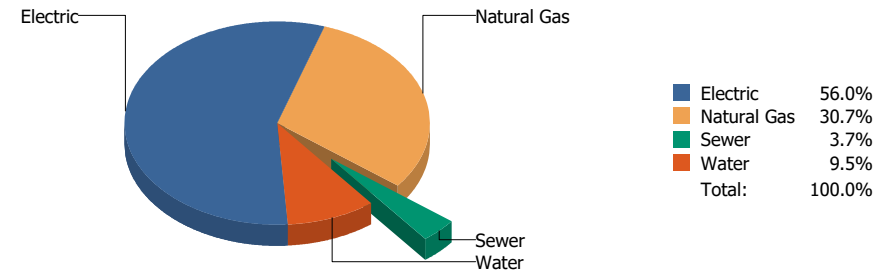
Commodity	Common Use	Energy Use	Energy Use / Area	Total Cost	Cost / Unit	Cost / Area
<b>Place: [TRAVIS] TRAVIS ELEMENTARY SCHOOL 143 [BUILDING]</b>						
<b>Area: 78,925 ft²</b>						
<b>Billing Period: Mar 2025</b>						
ELECTRIC	13,636.00 kWh	46,526 Kbtu	0.589 Kbtu/ft²	\$1,744.71	\$0.128 /kWh	\$0.022 /ft²
NATURALGAS	1,101.00 CCF	114,064 Kbtu	1.445 Kbtu/ft²	\$1,170.59	\$1.063 /CCF	\$0.015 /ft²
WATER	270.00 CCF			\$1,418.90	\$5.255 /CCF	\$0.018 /ft²
<b>Totals:</b>		<b>160,590 Kbtu</b>	<b>2.035 Kbtu/ft²</b>	<b>\$4,334.20</b>		



## Energy

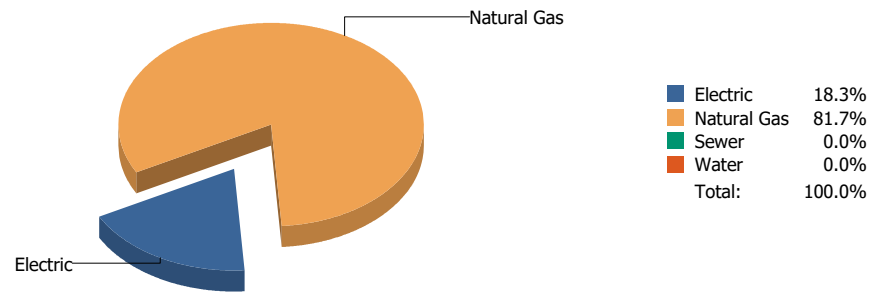


## Cost

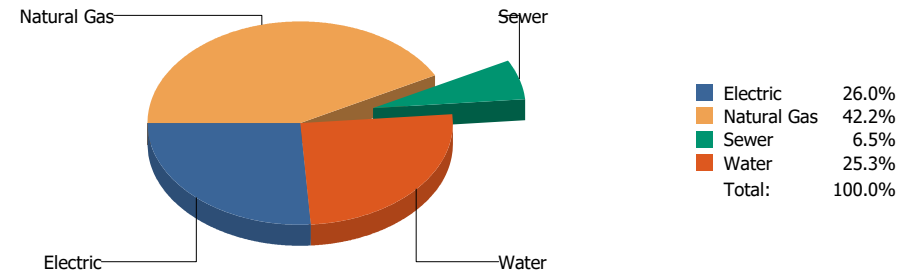


Commodity	Common Use	Energy Use	Energy Use / Area	Total Cost	Cost / Unit	Cost / Area
<b>Place: [VILAS] VILAS ELEMENTARY SCHOOL 144 [BUILDING]</b>						
<b>Area: 66,992 ft²</b>						
<b>Billing Period: Mar 2025</b>						
ELECTRIC	27,028.00 kWh	92,220 Kbtu	1.377 Kbtu/ft²	\$4,239.32	\$0.157 /kWh	\$0.063 /ft²
NATURALGAS	1,880.00 CCF	194,768 Kbtu	2.907 Kbtu/ft²	\$2,325.07	\$1.237 /CCF	\$0.035 /ft²
SEWER	23.00 CCF			\$283.69	\$12.334 /CCF	\$0.004 /ft²
WATER	57.00 CCF			\$721.20	\$12.653 /CCF	\$0.011 /ft²
<b>Totals:</b>		<b>286,988 Kbtu</b>	<b>4.284 Kbtu/ft²</b>	<b>\$7,569.28</b>		

## Energy

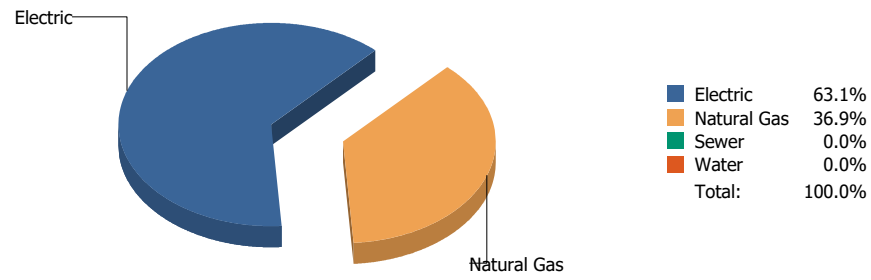


## Cost

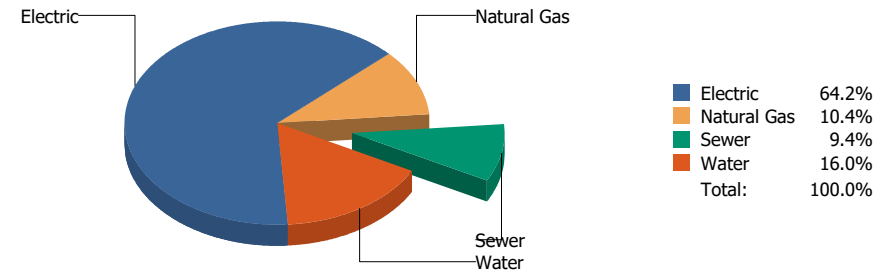


Commodity	Common Use	Energy Use	Energy Use / Area	Total Cost	Cost / Unit	Cost / Area
Place: [WAINWRIG] WAINWRIGHT 145 [BUILDING]						
Area: 38,227 ft²						
Billing Period: Mar 2025						
ELECTRIC	5,987.00 kWh	20,428 Kbtu	0.534 Kbtu/ft²	\$763.75	\$0.128 /kWh	\$0.020 /ft²
NATURALGAS	882.00 CCF	91,375 Kbtu	2.390 Kbtu/ft²	\$1,240.38	\$1.406 /CCF	\$0.032 /ft²
SEWER	1.00 CCF			\$190.63	\$190.630 /CCF	\$0.005 /ft²
WATER	138.00 CCF			\$743.85	\$5.390 /CCF	\$0.019 /ft²
<b>Totals:</b>		<b>111,803 Kbtu</b>	<b>2.925 Kbtu/ft²</b>	<b>\$2,938.61</b>		

## Energy



## Cost

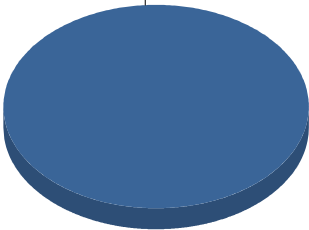


Commodity	Common Use	Energy Use	Energy Use / Area	Total Cost	Cost / Unit	Cost / Area
<b>Place: [WALLY-HARTLEY-PK-8] WALLY HARTLEY PK-8 042 [BUILDING]</b>						
<b>Area: 131,497 ft<sup>2</sup></b>						
<b>Billing Period: Mar 2025</b>						
ELECTRIC	75,566.00 kWh	257,831 Kbtu	1.961 Kbtu/ft <sup>2</sup>	\$13,784.40	\$0.182 /kWh	\$0.104 /ft <sup>2</sup>
NATURALGAS	1,456.00 CCF	150,842 Kbtu	1.147 Kbtu/ft <sup>2</sup>	\$2,222.67	\$1.527 /CCF	\$0.017 /ft <sup>2</sup>
SEWER	150.00 CCF			\$2,015.55	\$13.437 /CCF	\$0.015 /ft <sup>2</sup>
WATER	281.00 CCF			\$3,431.84	\$12.213 /CCF	\$0.026 /ft <sup>2</sup>
<b>Totals:</b>		<b>408,673 Kbtu</b>	<b>3.108 Kbtu/ft<sup>2</sup></b>	<b>\$21,454.46</b>		

Energy

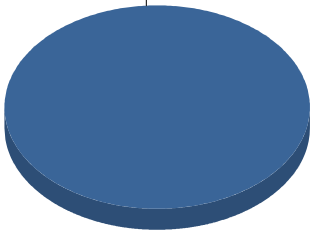
Cost

Electric



■ Electric 100.0%  
Total: 100.0%

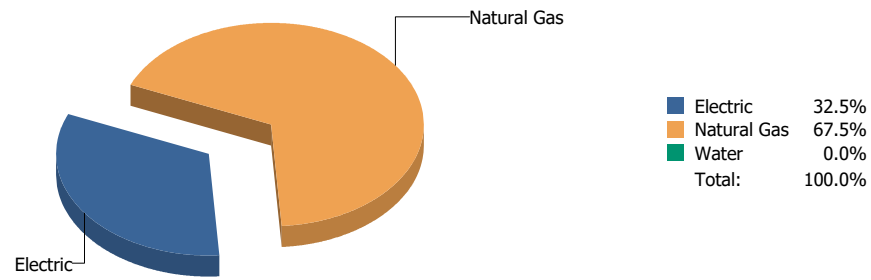
Electric



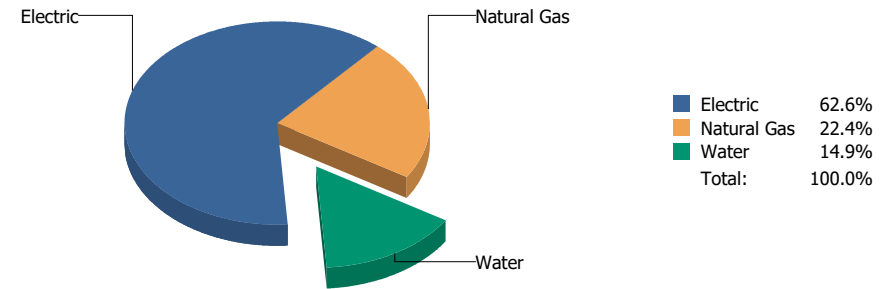
■ Electric 100.0%  
Total: 100.0%

Commodity	Common Use	Energy Use	Energy Use / Area	Total Cost	Cost / Unit	Cost / Area
Place: [WESTSIDE] WESTSIDE TRANSPORTATION 951 [BUILDING]						
Area: 4,040 ft²						
Billing Period: Mar 2025						
ELECTRIC	1,777.00 kWh	6,063 Kbtu	1.501 Kbtu/ft²	\$250.92	\$0.141 /kWh	\$0.062 /ft²
Totals:		6,063 Kbtu	1.501 Kbtu/ft²	\$250.92		

## Energy

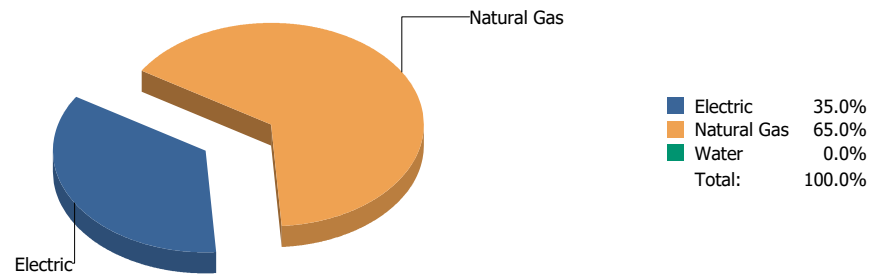


## Cost

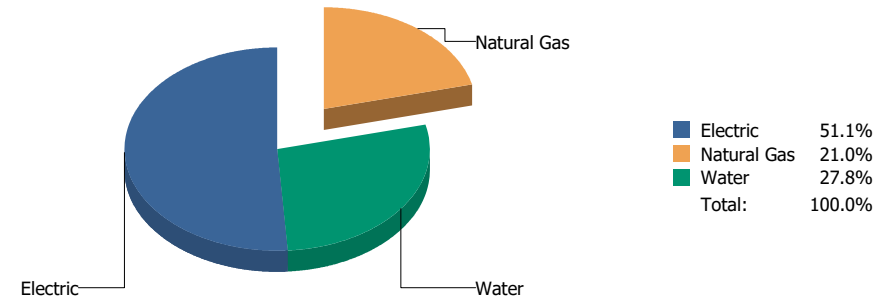


Commodity	Common Use	Energy Use	Energy Use / Area	Total Cost	Cost / Unit	Cost / Area
<b>Place: [W-HILLS] WESTERN HILLS ELEMENTARY SCHOOL 146 [BUILDING]</b>						
<b>Area: 77,753 ft²</b>						
<b>Billing Period: Mar 2025</b>						
ELECTRIC	30,691.00 kWh	104,718 Kbtu	1.347 Kbtu/ft²	\$5,596.30	\$0.182 /kWh	\$0.072 /ft²
NATURALGAS	2,100.00 CCF	217,560 Kbtu	2.798 Kbtu/ft²	\$2,004.16	\$0.954 /CCF	\$0.026 /ft²
WATER	195.00 CCF			\$1,334.69	\$6.845 /CCF	\$0.017 /ft²
<b>Totals:</b>		<b>322,278 Kbtu</b>	<b>4.145 Kbtu/ft²</b>	<b>\$8,935.15</b>		

## Energy

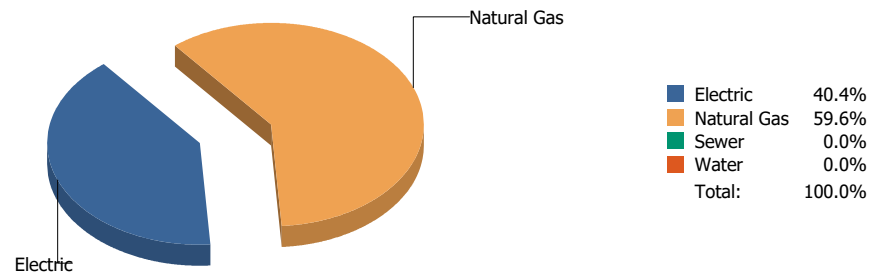


## Cost

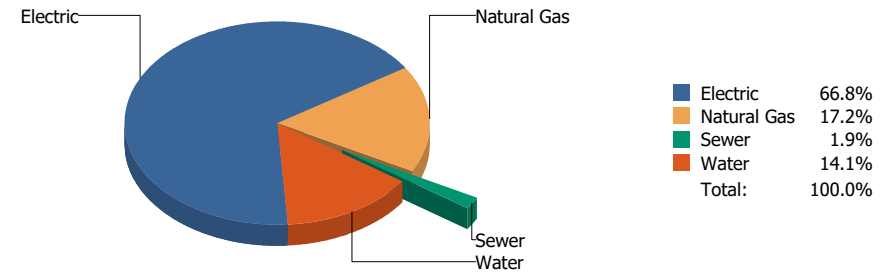


Commodity	Common Use	Energy Use	Energy Use / Area	Total Cost	Cost / Unit	Cost / Area
<b>Place: [WHITAKER] WHITAKER ELEMENTARY SCHOOL 153 [BUILDING]</b>						
<b>Area: 89,458 ft<sup>2</sup></b>						
<b>Billing Period: Mar 2025</b>						
ELECTRIC	51,862.00 kWh	176,953 Kbtu	1.978 Kbtu/ft <sup>2</sup>	\$7,045.76	\$0.136 /kWh	\$0.079 /ft <sup>2</sup>
NATURALGAS	3,175.00 CCF	328,930 Kbtu	3.677 Kbtu/ft <sup>2</sup>	\$2,900.91	\$0.914 /CCF	\$0.032 /ft <sup>2</sup>
WATER	682.00 CCF			\$3,836.98	\$5.626 /CCF	\$0.043 /ft <sup>2</sup>
<b>Totals:</b>		<b>505,883 Kbtu</b>	<b>5.655 Kbtu/ft<sup>2</sup></b>	<b>\$13,783.65</b>		

## Energy

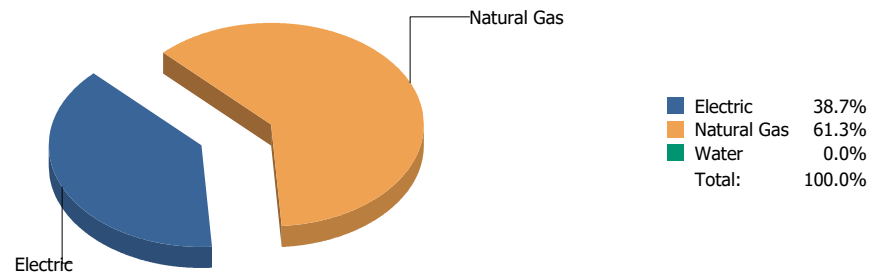


## Cost

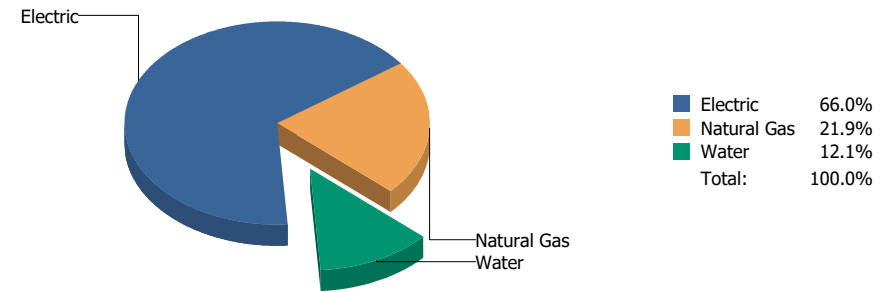


Commodity	Common Use	Energy Use	Energy Use / Area	Total Cost	Cost / Unit	Cost / Area
<b>Place: [WHITE] ZACH WHITE ELEMENTARY SCHOOL [BUILDING]</b>						
<b>Area: 92,458 ft²</b>						
<b>Billing Period: Mar 2025</b>						
ELECTRIC	30,822.00 kWh	105,165 Kbtu	1.137 Kbtu/ft²	\$6,856.31	\$0.222 /kWh	\$0.074 /ft²
NATURALGAS	1,499.00 CCF	155,296 Kbtu	1.680 Kbtu/ft²	\$1,759.98	\$1.174 /CCF	\$0.019 /ft²
SEWER	2.00 CCF			\$194.86	\$97.430 /CCF	\$0.002 /ft²
WATER	230.00 CCF			\$1,446.55	\$6.289 /CCF	\$0.015 /ft²
<b>Totals:</b>		<b>260,461 Kbtu</b>	<b>2.817 Kbtu/ft²</b>	<b>\$10,257.70</b>		

## Energy



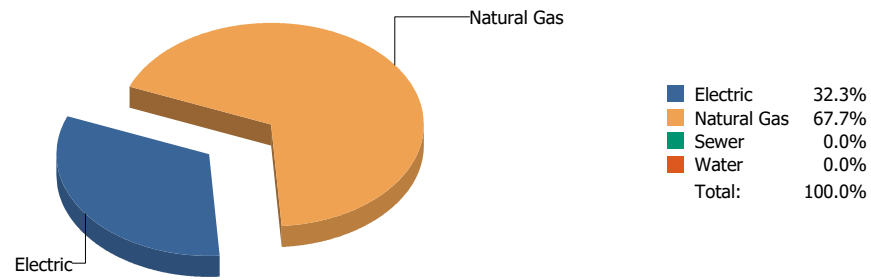
## Cost



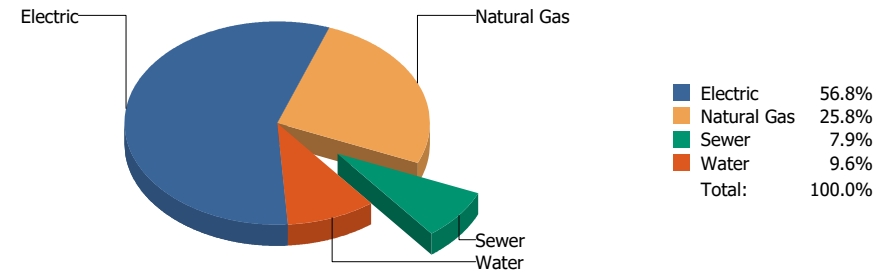
Commodity	Common Use	Energy Use	Energy Use / Area	Total Cost	Cost / Unit	Cost / Area
<b>Place: [WIGGS] WIGGS MIDDLE SCHOOL 052 [BUILDING]</b>						
<b>Area: 110,689 ft<sup>2</sup></b>						
<b>Billing Period: Mar 2025</b>						
ELECTRIC	32,555.00 kWh	111,078 Kbtu	1.004 Kbtu/ft <sup>2</sup>	\$5,016.95	\$0.154 /kWh	\$0.045 /ft <sup>2</sup>
NATURALGAS	1,696.00 CCF	175,706 Kbtu	1.587 Kbtu/ft <sup>2</sup>	\$1,667.16	\$0.983 /CCF	\$0.015 /ft <sup>2</sup>
WATER	90.00 CCF			\$919.73	\$10.219 /CCF	\$0.008 /ft <sup>2</sup>
<b>Totals:</b>		<b>286,783 Kbtu</b>	<b>2.591 Kbtu/ft<sup>2</sup></b>	<b>\$7,603.84</b>		



## Energy

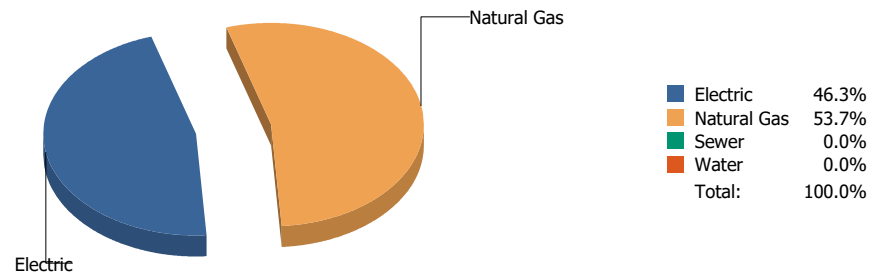


## Cost

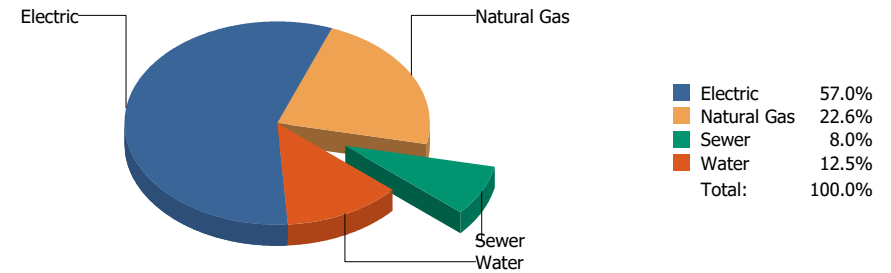


Commodity	Common Use	Energy Use	Energy Use / Area	Total Cost	Cost / Unit	Cost / Area
<b>Place: [YOUNG/WOMENS/ACADEMY/1] YOUNG WOMENS ACADEMY [BUILDING]</b>						
<b>Area: 133,779 ft²</b>						
<b>Billing Period: Mar 2025</b>						
ELECTRIC	57,031.00 kWh	194,590 Kbtu	1.455 Kbtu/ft²	\$7,784.96	\$0.137 /kWh	\$0.058 /ft²
NATURALGAS	3,937.00 CCF	407,873 Kbtu	3.049 Kbtu/ft²	\$3,536.64	\$0.898 /CCF	\$0.026 /ft²
SEWER	92.00 CCF			\$1,078.69	\$11.725 /CCF	\$0.008 /ft²
WATER	155.00 CCF			\$1,310.58	\$8.455 /CCF	\$0.010 /ft²
<b>Totals:</b>		<b>602,463 Kbtu</b>	<b>4.503 Kbtu/ft²</b>	<b>\$13,710.87</b>		

## Energy



## Cost



Commodity	Common Use	Energy Use	Energy Use / Area	Total Cost	Cost / Unit	Cost / Area
<b>Place: [ZAVALA] ZAVALA ELEMENTARY SCHOOL 148 [BUILDING]</b>						
<b>Area: 53,356 ft²</b>						
<b>Billing Period: Mar 2025</b>						
ELECTRIC	17,031.00 kWh	58,110 Kbtu	1.089 Kbtu/ft²	\$2,233.94	\$0.131 /kWh	\$0.042 /ft²
NATURALGAS	651.00 CCF	67,444 Kbtu	1.264 Kbtu/ft²	\$885.47	\$1.360 /CCF	\$0.017 /ft²
SEWER	30.00 CCF			\$313.30	\$10.443 /CCF	\$0.006 /ft²
WATER	45.00 CCF			\$489.02	\$10.867 /CCF	\$0.009 /ft²
<b>Totals:</b>		<b>125,553 Kbtu</b>	<b>2.353 Kbtu/ft²</b>	<b>\$3,921.73</b>		

**Requested by:** camontel@episd.org

**Client version:**

**Report version:** 9

**Filters:** Meters in Building Name: Not one of ZACH WHITE MODULAR SCHOOL 147; START SCHOOL EARLY 1 DAY VALUE; STADIUM RATE CHANGES; SKY PARK IB1; SKY PARK I 200; SKY PARK; ROOSEVELT 137; REMCON COTTAGES; PARKDALE COTTAGES 957; NORTHEAST BOOK DEPOSITORY 814; NEW COMPUTERS SINCE JUNE 1990; Lighting; CANYON HILLS PORTABLES; Butterfield Trail Warehouse; BRANON COTTAGES 955; BLUE FLAME BLDG.; BARCELONA COTTAGES; ALL REFUNDS AND REBATES; ; Bill is Void Equals 0; Account is Active Equals 1; Bill is from External Vendor Equals 1; ; Billing Period Equals Mar 2025

**Record count:** 0