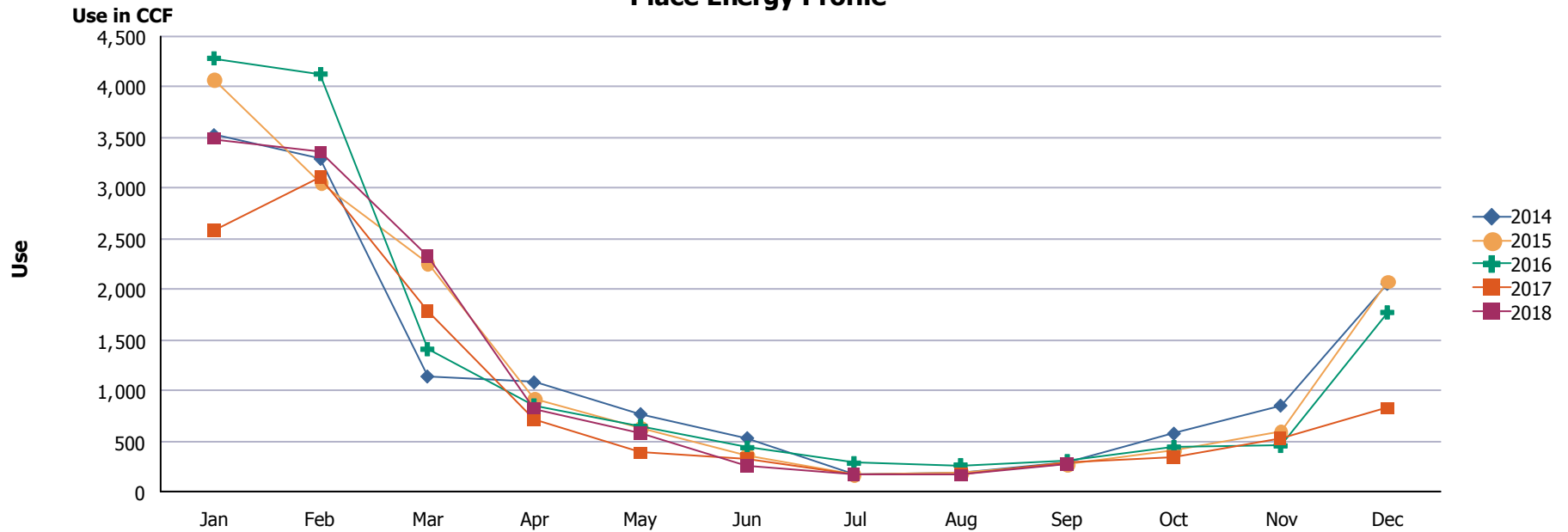


Place: [ALTA] ALTA VISTA 102

1000 N, GRAMA

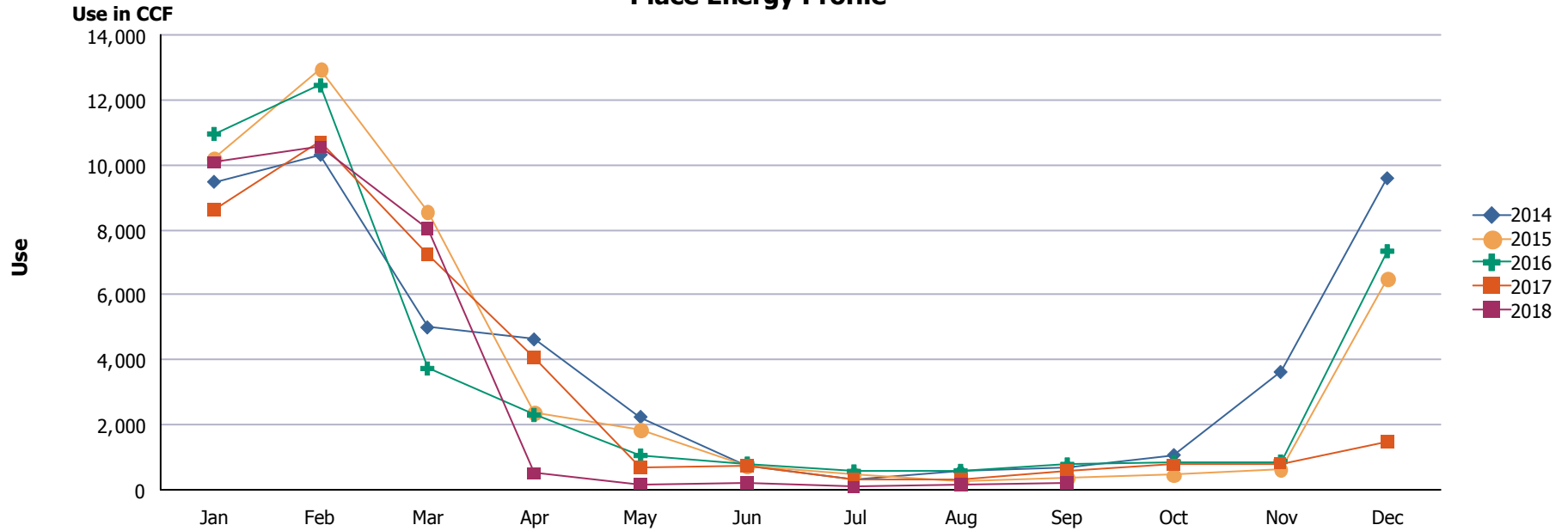
Place Energy Profile



Year	Jan	Feb	Mar	Apr	May	Jun	Jul	Aug	Sep	Oct	Nov	Dec	Totals
2014	3,525	3,290	1,138	1,080	766	529	178	192	289	573	850	2,054	14,464
2015	4,079	3,057	2,261	918	630	364	173	186	273	410	591	2,079	15,021
2016	4,285	4,129	1,408	852	645	434	281	262	301	440	452	1,772	15,261
2017	2,586	3,111	1,782	719	384	325	176	167	281	343	527	824	11,225
2018	3,488	3,355	2,331	822	577	260	168	163	277	0	0	0	11,441
Totals	17,963	16,942	8,920	4,391	3,002	1,912	976	970	1,421	1,766	2,420	6,729	67,412

Place: [ADDRESS] ADDRESS 001
 5400 SUN VALLEY

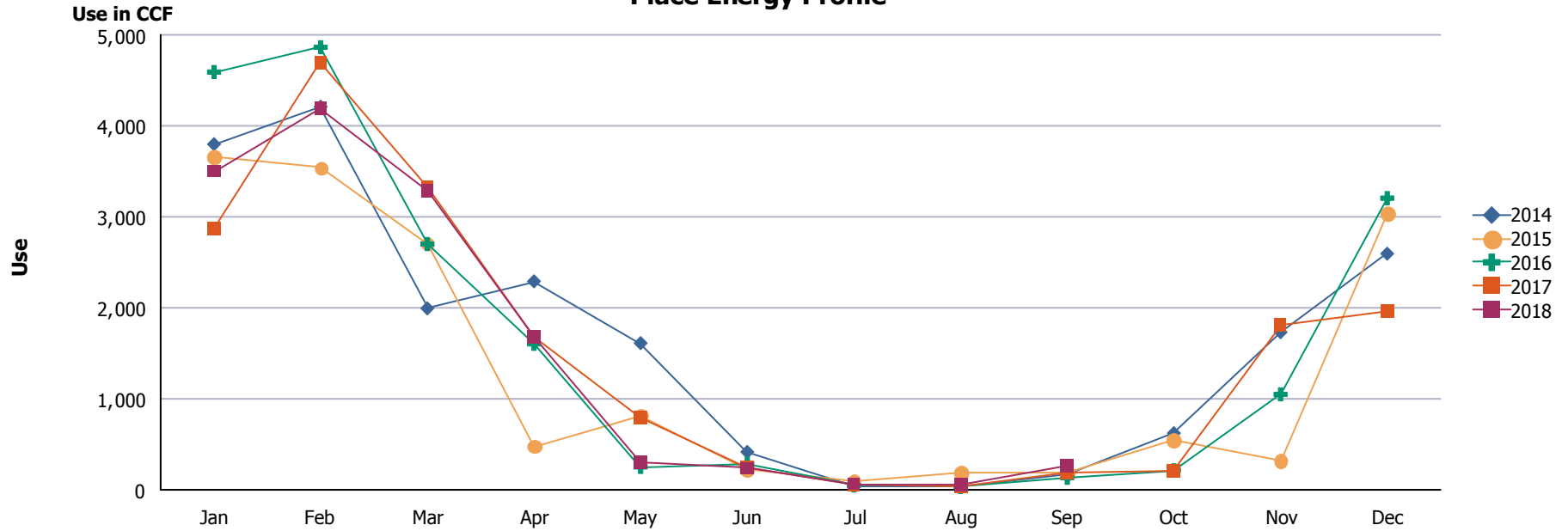
Place Energy Profile



Year	Jan	Feb	Mar	Apr	May	Jun	Jul	Aug	Sep	Oct	Nov	Dec	Totals
2014	9,480	10,314	4,998	4,630	2,245	751	331	568	675	1,071	3,628	9,590	48,281
2015	10,196	12,962	8,543	2,394	1,852	751	471	280	383	454	620	6,508	45,414
2016	10,954	12,445	3,736	2,303	1,056	809	569	586	782	860	871	7,344	42,315
2017	8,605	10,702	7,229	4,061	688	751	341	310	605	768	818	1,482	36,360
2018	10,071	10,541	8,044	507	183	204	86	141	201	0	0	0	29,978
Totals	49,306	56,964	32,550	13,895	6,024	3,266	1,798	1,885	2,646	3,153	5,937	24,924	202,348

Place: [AOY] AOY 103
 901 CAMPBELL

Place Energy Profile

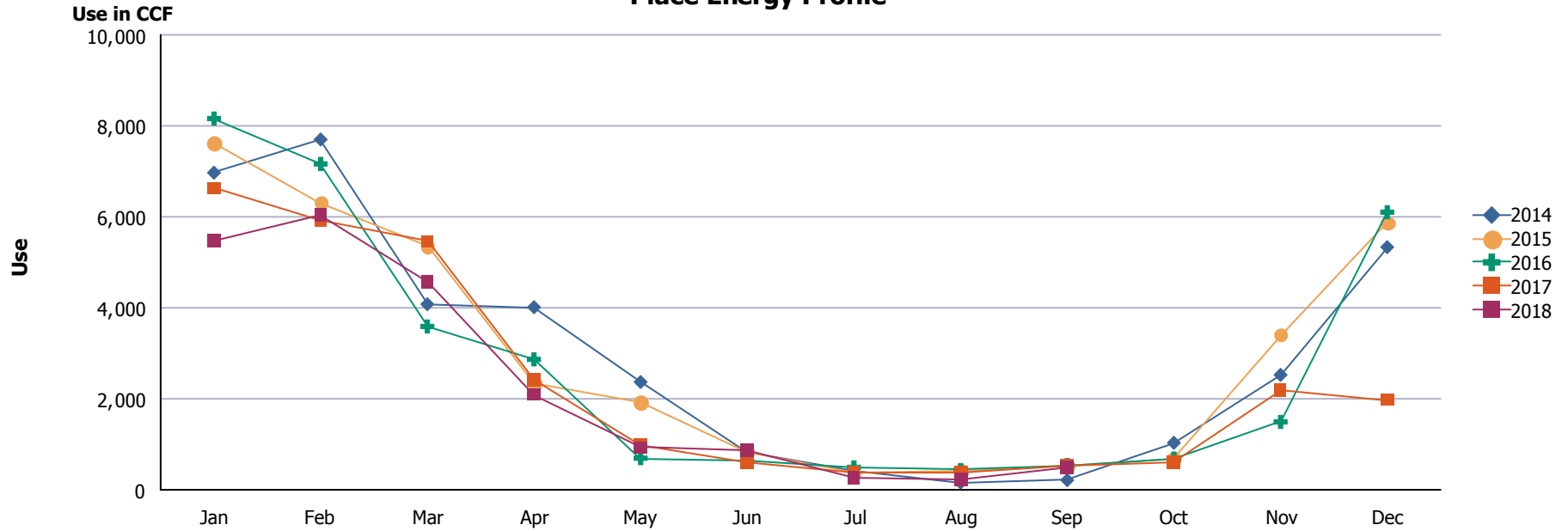


Year	Jan	Feb	Mar	Apr	May	Jun	Jul	Aug	Sep	Oct	Nov	Dec	Totals
2014	3,799	4,211	1,995	2,292	1,613	417	46	38	175	624	1,733	2,596	19,539
2015	3,667	3,538	2,707	480	819	228	99	186	194	545	327	3,041	15,831
2016	4,592	4,865	2,702	1,605	253	288	49	31	133	215	1,050	3,206	18,989
2017	2,865	4,695	3,322	1,674	797	250	52	35	180	210	1,805	1,962	17,847
2018	3,498	4,186	3,280	1,684	306	236	64	59	265	0	0	0	13,578
Totals	18,421	21,495	14,006	7,735	3,788	1,419	310	349	947	1,594	4,915	10,805	85,784

Place: [ARMENDARIZ_1] ARMENDARIZ MIDDLE SCHOOL

2231 ARIZONA DR.

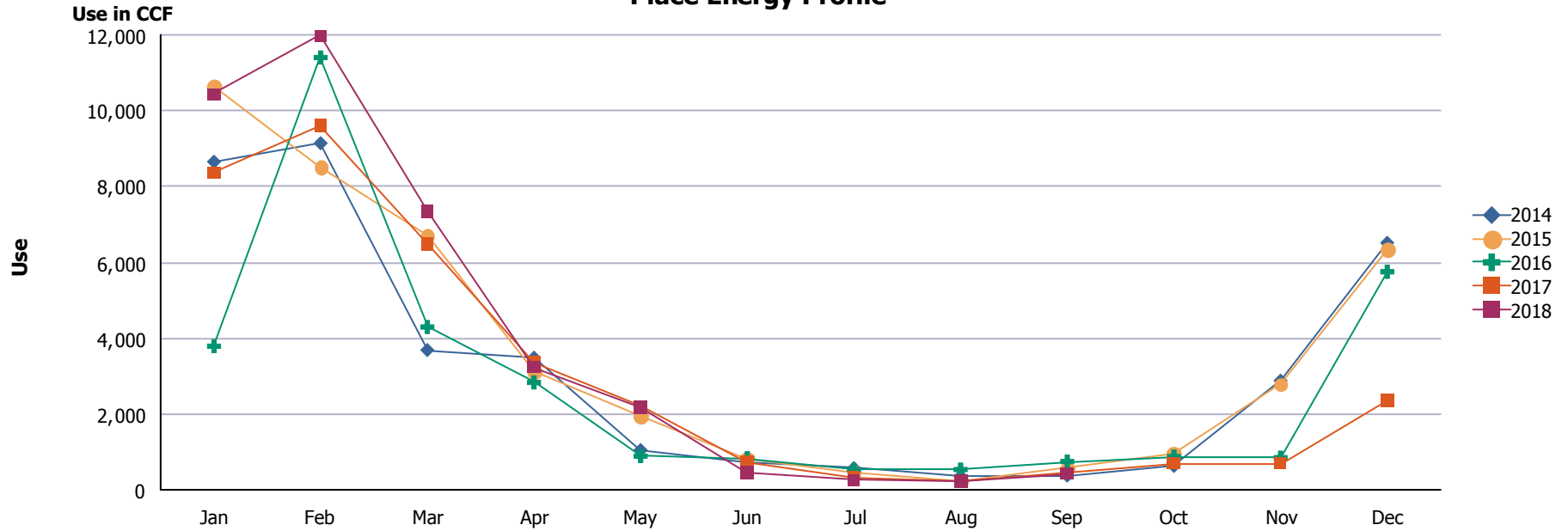
Place Energy Profile



Year	Jan	Feb	Mar	Apr	May	Jun	Jul	Aug	Sep	Oct	Nov	Dec	Totals
2014	6,972	7,703	4,081	4,016	2,371	815	399	162	214	1,035	2,528	5,336	35,632
2015	7,610	6,319	5,365	2,334	1,932	830	372	406	516	686	3,414	5,872	35,656
2016	8,162	7,165	3,593	2,868	697	630	495	434	544	689	1,493	6,105	32,875
2017	6,623	5,937	5,455	2,413	991	603	377	386	546	605	2,182	1,979	28,097
2018	5,483	6,050	4,576	2,092	928	881	276	235	479	0	0	0	21,000
Totals	34,850	33,174	23,070	13,723	6,919	3,759	1,919	1,623	2,299	3,015	9,617	19,292	153,260

Place: [AUSTIN] AUSTIN 002
 3500 MEMPHIS AVE

Place Energy Profile

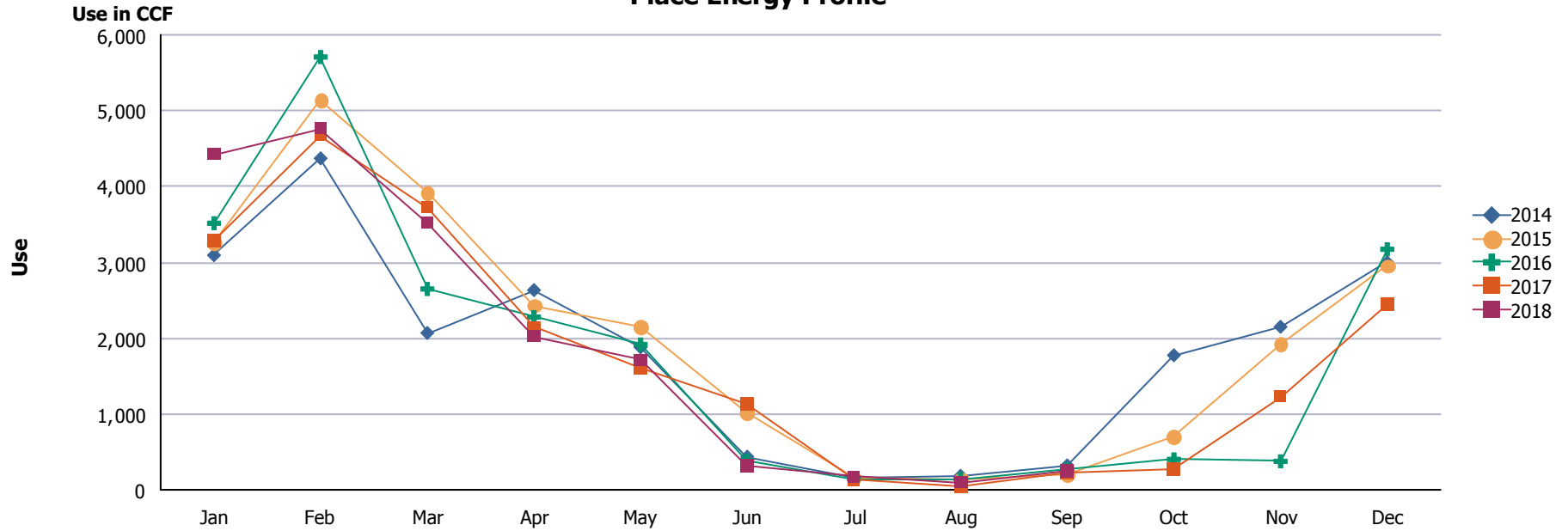


Year	Jan	Feb	Mar	Apr	May	Jun	Jul	Aug	Sep	Oct	Nov	Dec	Totals
2014	8,656	9,144	3,689	3,486	1,051	721	571	361	377	632	2,881	6,516	38,085
2015	10,656	8,516	6,694	3,110	1,958	831	460	245	568	970	2,786	6,331	43,125
2016	3,791	11,405	4,297	2,835	893	835	530	536	747	877	849	5,753	33,348
2017	8,361	9,590	6,485	3,364	2,197	719	335	236	436	697	696	2,347	35,463
2018	10,444	11,983	7,344	3,232	2,184	450	253	236	429	0	0	0	36,555
Totals	41,908	50,638	28,509	16,027	8,283	3,556	2,149	1,614	2,557	3,176	7,212	20,947	186,576

Place: [BARRON ELEMENTARY] Barron Elementary 165

11155 Whitey Ford

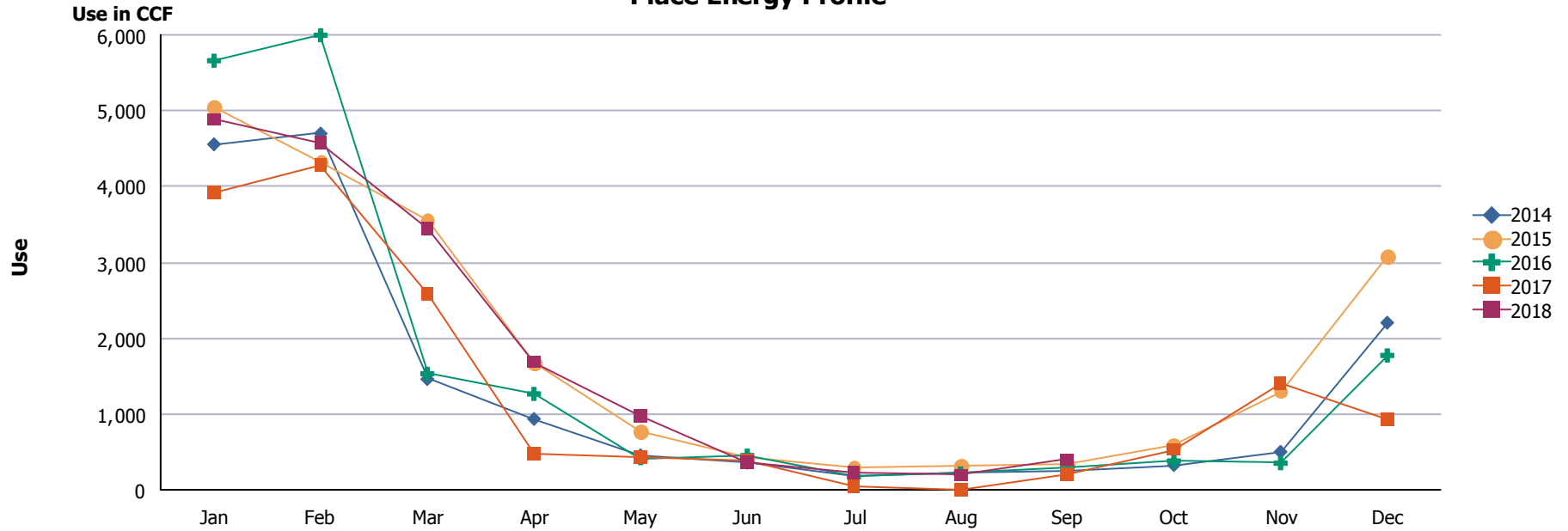
Place Energy Profile



Year	Jan	Feb	Mar	Apr	May	Jun	Jul	Aug	Sep	Oct	Nov	Dec	Totals
2014	3,095	4,372	2,070	2,635	1,880	438	161	186	323	1,775	2,151	3,002	22,088
2015	3,260	5,134	3,921	2,431	2,153	1,014	160	145	206	705	1,924	2,955	24,008
2016	3,517	5,709	2,649	2,278	1,918	386	147	141	272	402	377	3,173	20,969
2017	3,282	4,674	3,722	2,142	1,612	1,126	129	44	216	276	1,233	2,452	20,908
2018	4,425	4,763	3,518	2,024	1,712	317	173	100	247	0	0	0	17,279
Totals	17,579	24,652	15,880	11,510	9,275	3,281	770	616	1,264	3,158	5,685	11,582	105,252

Place: [BASSETT] BASSETT 049
 4400 ELM

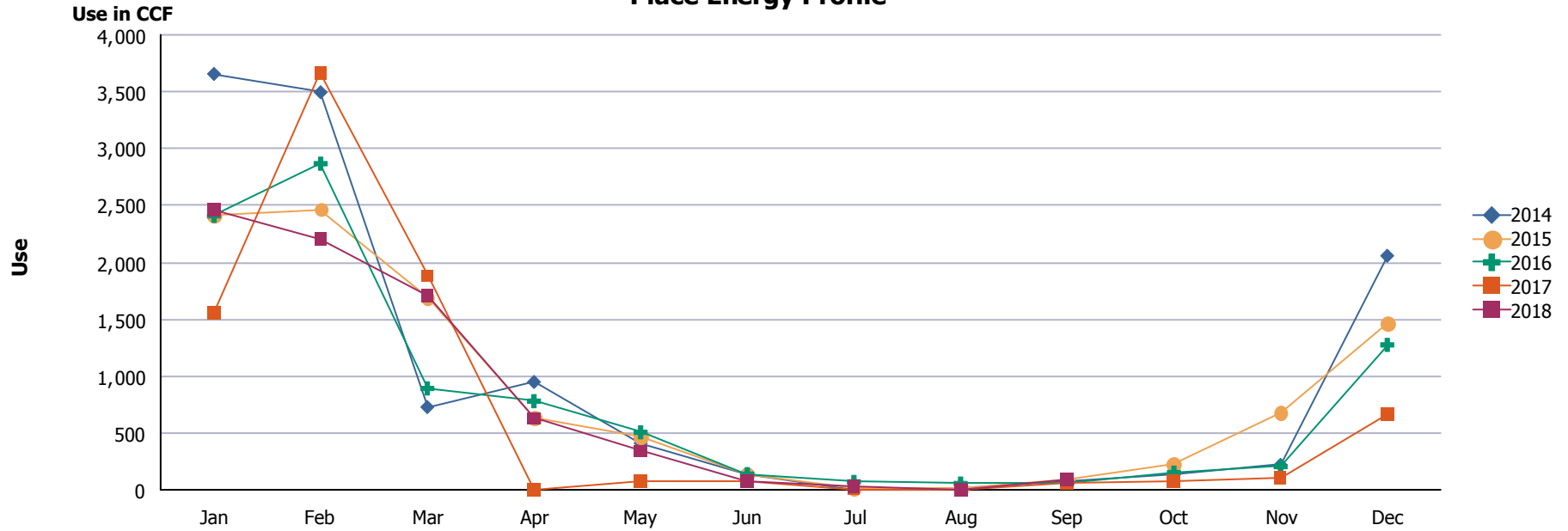
Place Energy Profile



Year	Jan	Feb	Mar	Apr	May	Jun	Jul	Aug	Sep	Oct	Nov	Dec	Totals
2014	4,558	4,699	1,461	936	456	358	177	231	244	327	502	2,205	16,154
2015	5,042	4,321	3,547	1,677	774	421	296	324	337	583	1,301	3,074	21,697
2016	5,661	5,996	1,531	1,265	418	451	172	217	296	381	351	1,773	18,512
2017	3,912	4,285	2,587	482	422	380	42	0	207	529	1,396	930	15,172
2018	4,882	4,566	3,436	1,685	973	364	225	195	397	0	0	0	16,723
Totals	24,055	23,867	12,562	6,045	3,043	1,974	912	967	1,481	1,820	3,550	7,982	88,258

Place: [BEALL] BEALL 104
 320 S. PIEDRAS

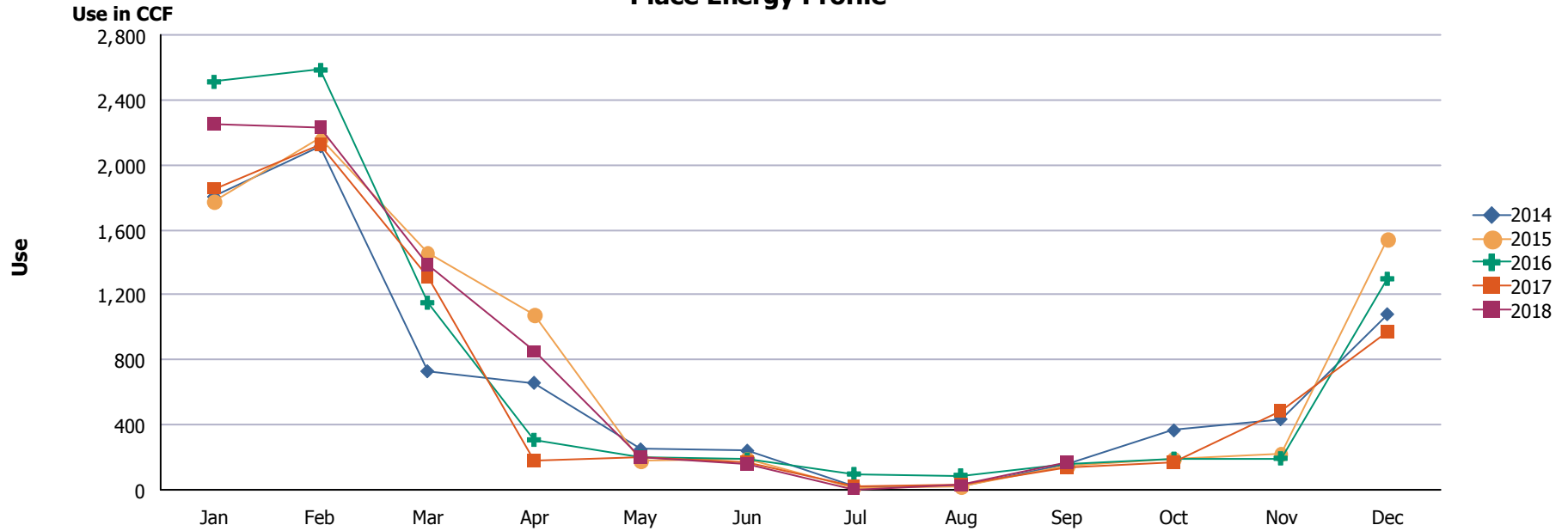
Place Energy Profile



Year	Jan	Feb	Mar	Apr	May	Jun	Jul	Aug	Sep	Oct	Nov	Dec	Totals
2014	3,657	3,496	728	949	410	140	7	8	70	134	220	2,058	11,877
2015	2,417	2,468	1,688	633	471	135	9	10	84	222	674	1,459	10,270
2016	2,410	2,868	892	780	506	138	70	56	64	152	204	1,275	9,415
2017	1,551	3,664	1,880	0	80	73	7	0	56	75	109	664	8,159
2018	2,456	2,201	1,707	627	340	75	34	5	87	0	0	0	7,532
Totals	12,491	14,697	6,895	2,989	1,807	561	127	79	361	583	1,207	5,456	47,253

Place: [BOND_2] BOND 160
 250 LINDBERGH

Place Energy Profile



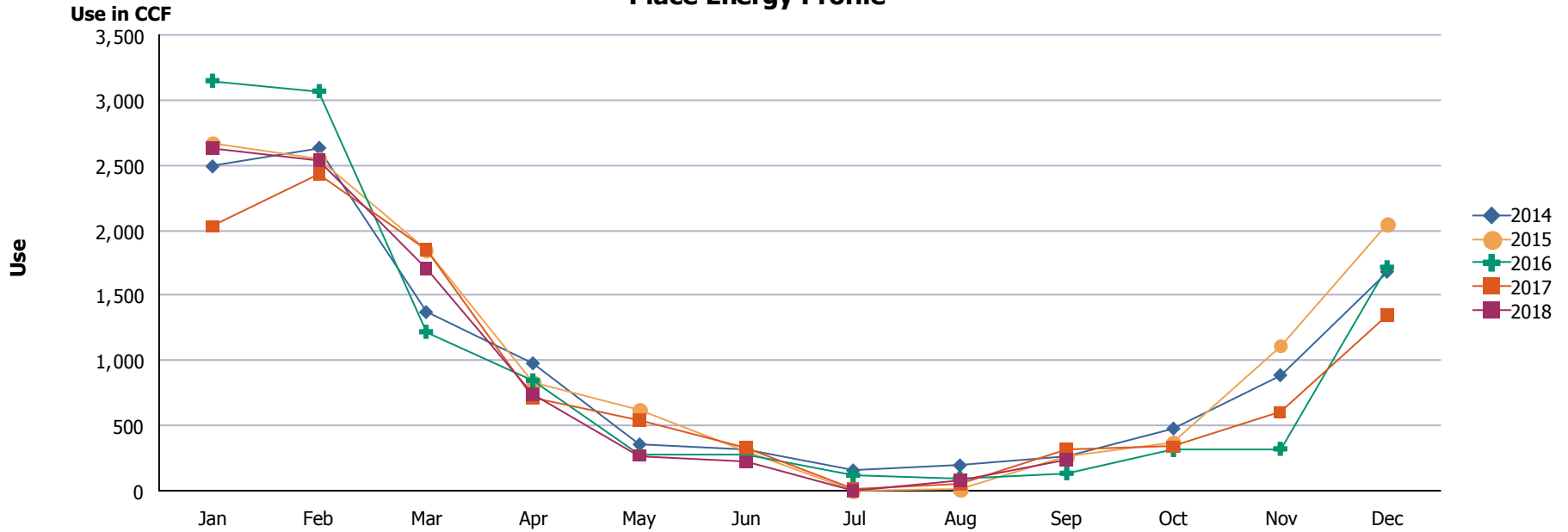
Year	Jan	Feb	Mar	Apr	May	Jun	Jul	Aug	Sep	Oct	Nov	Dec	Totals
2014	1,804	2,115	730	659	249	241	24	26	161	366	435	1,081	7,891
2015	1,771	2,161	1,458	1,079	181	188	15	22	150	191	222	1,546	8,984
2016	2,511	2,584	1,152	308	204	187	98	89	157	192	194	1,299	8,975
2017	1,853	2,126	1,306	182	199	171	19	33	137	171	486	974	7,657
2018	2,250	2,233	1,384	851	203	157	5	27	166	0	0	0	7,276
Totals	10,189	11,219	6,030	3,079	1,036	944	161	197	771	920	1,337	4,900	40,783

Place: [BONHAM] BONHAM

106

7024 CIELO VISTA

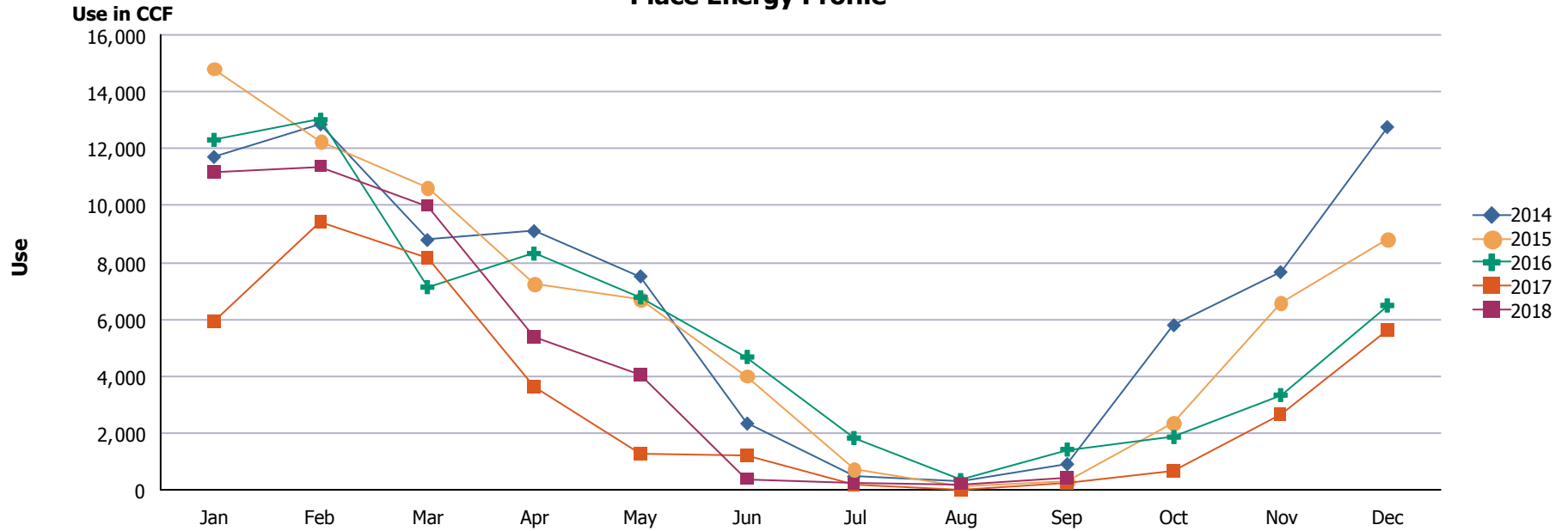
Place Energy Profile



Year	Jan	Feb	Mar	Apr	May	Jun	Jul	Aug	Sep	Oct	Nov	Dec	Totals
2014	2,491	2,633	1,372	979	356	318	156	195	266	478	888	1,683	11,815
2015	2,670	2,547	1,853	829	618	309	0	7	266	368	1,115	2,046	12,628
2016	3,149	3,069	1,221	848	279	281	120	95	135	313	322	1,716	11,548
2017	2,028	2,434	1,850	713	540	331	18	56	314	338	602	1,350	10,574
2018	2,627	2,537	1,708	742	270	219	0	75	240	0	0	0	8,418
Totals	12,965	13,220	8,004	4,111	2,063	1,458	294	428	1,221	1,497	2,927	6,795	54,983

Place: [BOWIE] BOWIE 003
 801 S. SAN MARCIAL

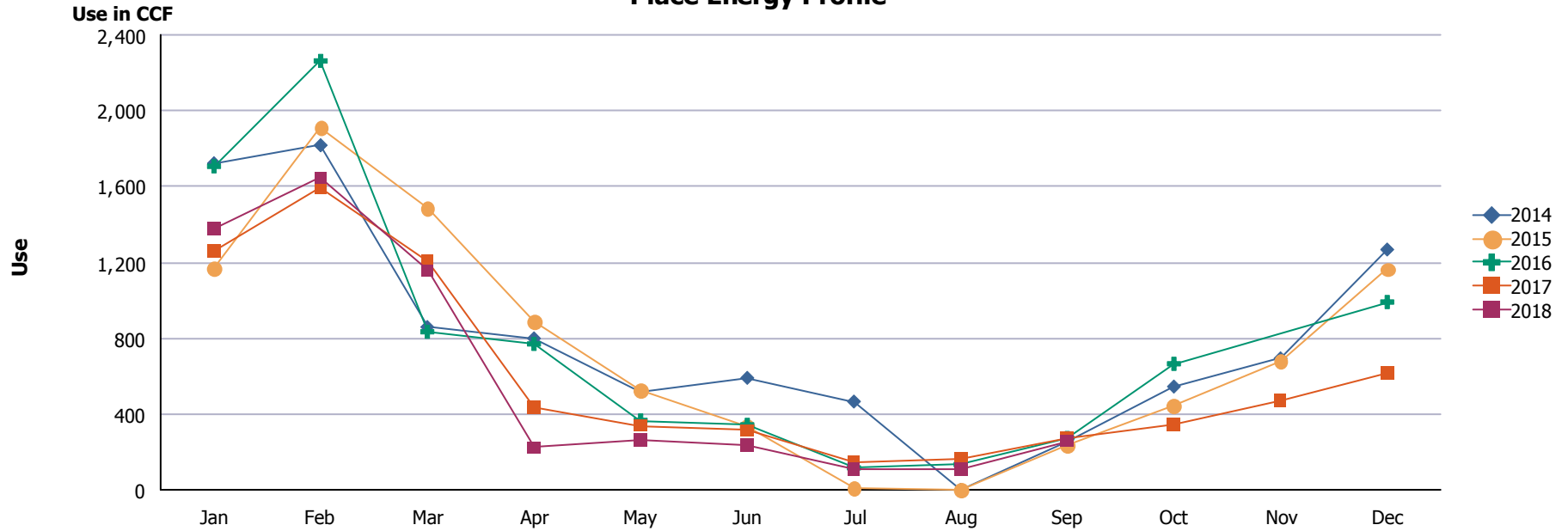
Place Energy Profile



Year	Jan	Feb	Mar	Apr	May	Jun	Jul	Aug	Sep	Oct	Nov	Dec	Totals
2014	11,707	12,855	8,786	9,097	7,508	2,331	467	324	904	5,790	7,658	12,760	80,187
2015	14,818	12,240	10,615	7,244	6,687	4,014	729	116	285	2,358	6,565	8,829	74,500
2016	12,311	13,015	7,128	8,309	6,773	4,674	1,823	345	1,418	1,857	3,332	6,486	67,471
2017	5,919	9,414	8,143	3,643	1,271	1,191	167	10	227	676	2,655	5,594	38,910
2018	11,174	11,380	9,993	5,391	4,030	389	218	208	430	0	0	0	43,213
Totals	55,929	58,904	44,665	33,684	26,269	12,599	3,404	1,003	3,264	10,681	20,210	33,669	304,280

Place: [BRADLEY] BRADLEY 158
 5330 SWEETWATER

Place Energy Profile

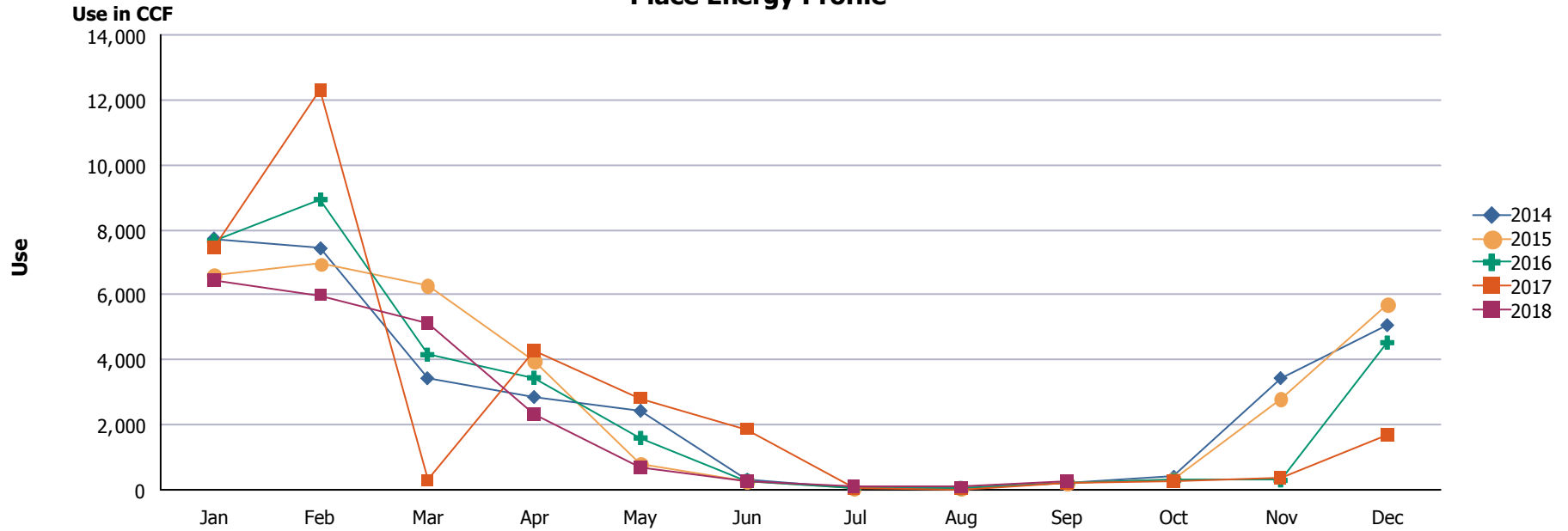


Year	Jan	Feb	Mar	Apr	May	Jun	Jul	Aug	Sep	Oct	Nov	Dec	Totals
2014	1,723	1,818	859	799	518	591	466	0	250	545	694	1,268	9,531
2015	1,168	1,908	1,487	890	528	338	8	0	233	441	677	1,165	8,843
2016	1,707	2,263	834	770	366	343	116	134	274	665	0	991	8,463
2017	1,259	1,594	1,203	437	339	313	144	162	276	343	472	617	7,159
2018	1,379	1,644	1,156	222	261	237	111	109	257	0	0	0	5,376
Totals	7,236	9,227	5,539	3,118	2,012	1,822	845	405	1,290	1,994	1,843	4,041	39,372

Place: [BROWN] BROWN MIDDLE SCHOOL 056

7820 Helen of Troy

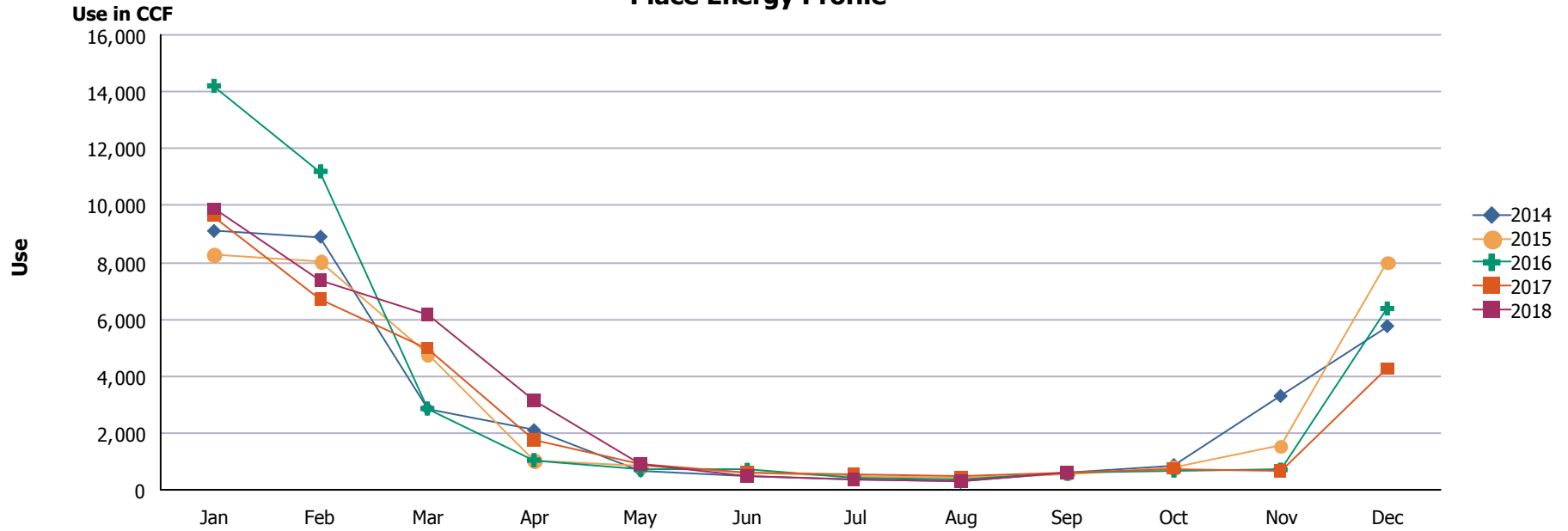
Place Energy Profile



Year	Jan	Feb	Mar	Apr	May	Jun	Jul	Aug	Sep	Oct	Nov	Dec	Totals
2014	7,737	7,432	3,434	2,857	2,432	315	69	61	233	402	3,439	5,069	33,480
2015	6,603	6,948	6,273	3,945	800	254	29	43	201	341	2,806	5,710	33,953
2016	7,663	8,934	4,161	3,450	1,597	277	57	55	223	293	292	4,532	31,534
2017	7,459	12,315	295	4,267	2,826	1,873	31	23	208	252	363	1,687	31,599
2018	6,441	5,993	5,118	2,327	691	273	117	80	264	0	0	0	21,304
Totals	35,903	41,622	19,281	16,846	8,346	2,992	303	262	1,129	1,288	6,900	16,998	151,870

Place: [BURGES] **BURGES** **004**
 7800 EDGEMERE

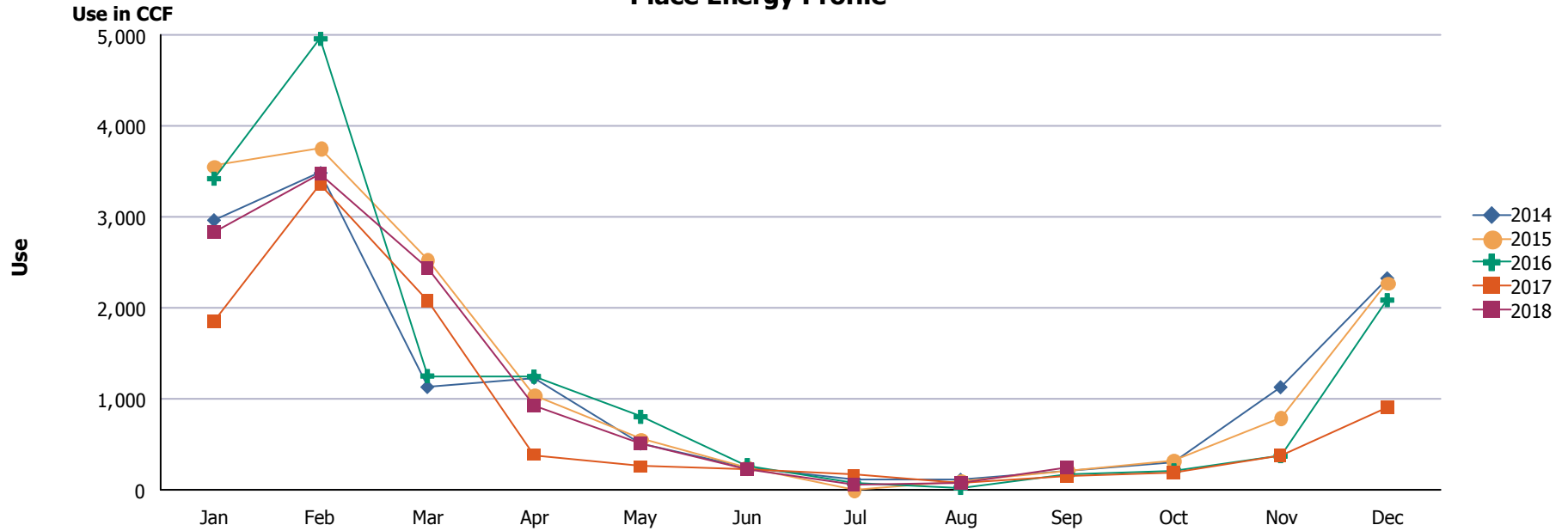
Place Energy Profile



Year	Jan	Feb	Mar	Apr	May	Jun	Jul	Aug	Sep	Oct	Nov	Dec	Totals
2014	9,107	8,903	2,861	2,099	674	488	373	279	578	873	3,302	5,760	35,297
2015	8,290	8,019	4,786	1,032	825	621	458	410	568	776	1,542	8,002	35,329
2016	14,209	11,200	2,861	1,047	713	707	435	392	574	682	710	6,379	39,909
2017	9,622	6,704	4,977	1,740	877	607	547	460	600	752	653	4,261	31,800
2018	9,879	7,369	6,160	3,128	901	500	347	322	584	0	0	0	29,190
Totals	51,107	42,195	21,645	9,046	3,990	2,923	2,160	1,863	2,904	3,083	6,207	24,402	171,525

Place: [BURLESON] BURLESON 107
 4400 BLANCO

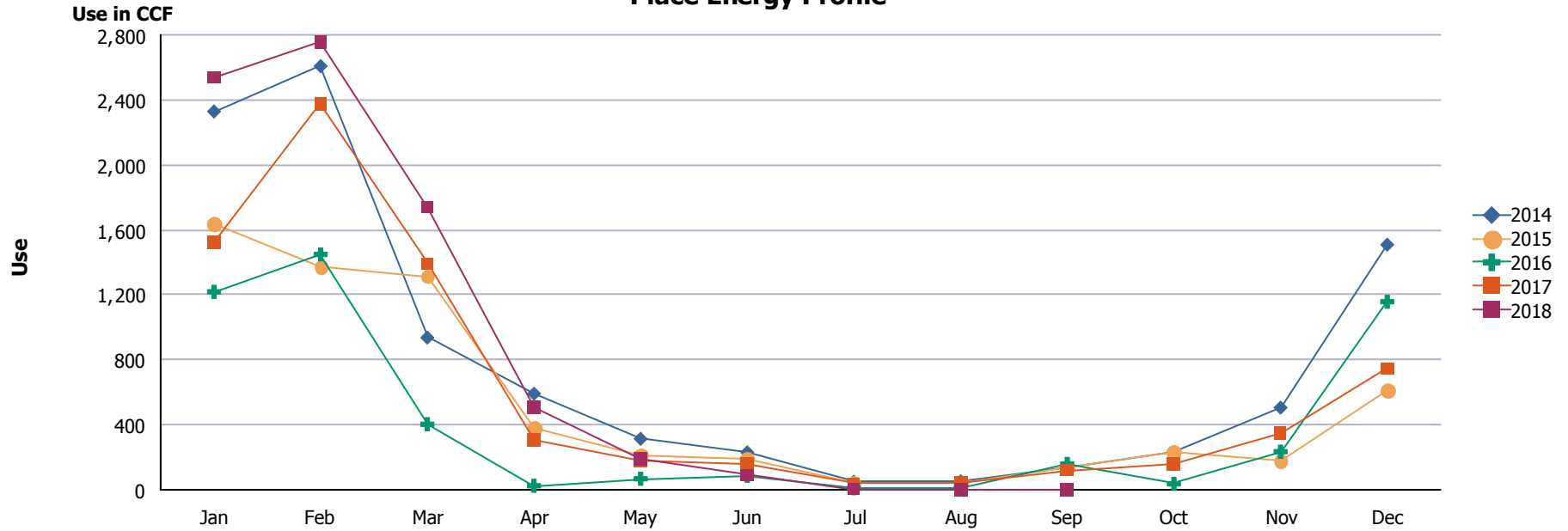
Place Energy Profile



Year	Jan	Feb	Mar	Apr	May	Jun	Jul	Aug	Sep	Oct	Nov	Dec	Totals
2014	2,963	3,483	1,130	1,232	509	247	121	111	207	309	1,128	2,325	13,765
2015	3,557	3,750	2,534	1,038	559	240	5	97	215	316	796	2,274	15,381
2016	3,420	4,957	1,251	1,245	803	273	72	22	167	215	371	2,085	14,881
2017	1,844	3,362	2,079	386	255	218	163	74	154	191	381	901	10,008
2018	2,829	3,468	2,439	923	510	227	55	79	246	0	0	0	10,776
Totals	14,613	19,020	9,433	4,824	2,636	1,205	416	383	989	1,031	2,676	7,585	64,811

Place: [BURNET] BURNET 108
 3700 THOMASON

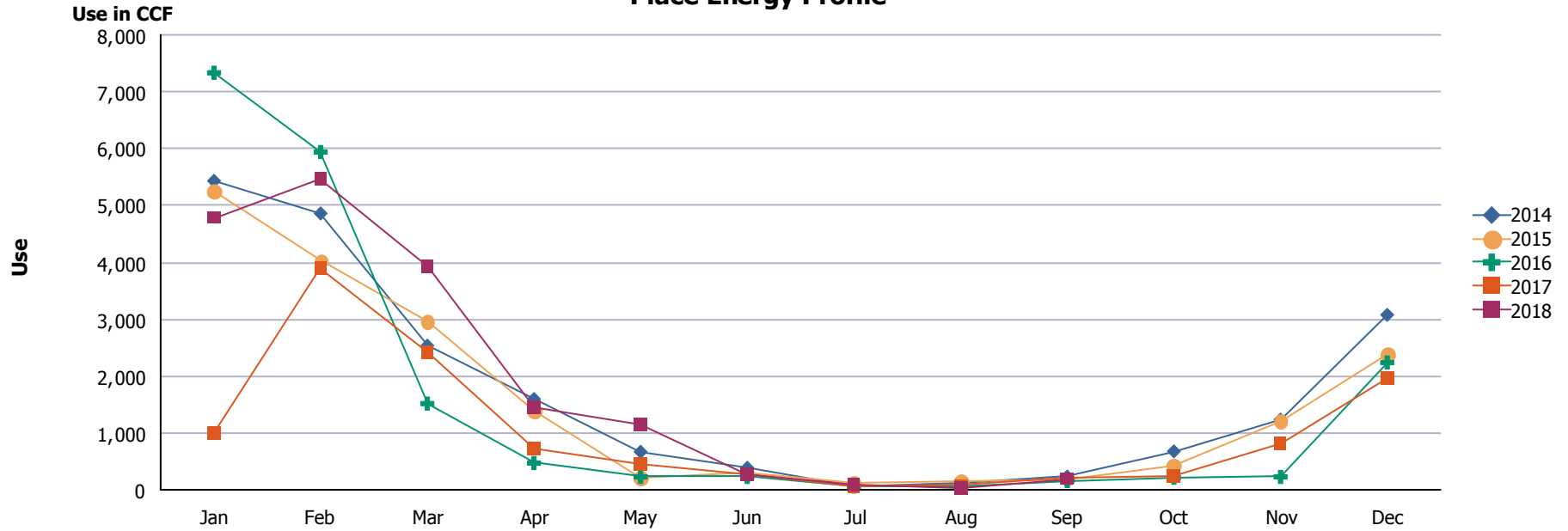
Place Energy Profile



Year	Jan	Feb	Mar	Apr	May	Jun	Jul	Aug	Sep	Oct	Nov	Dec	Totals
2014	2,329	2,608	937	592	314	231	51	53	136	232	506	1,509	9,498
2015	1,639	1,373	1,315	377	216	187	45	39	136	236	179	611	6,353
2016	1,219	1,449	404	25	68	86	10	12	160	37	235	1,158	4,863
2017	1,519	2,378	1,391	310	179	162	38	44	120	155	349	746	7,391
2018	2,540	2,756	1,738	505	190	91	5	1	0	0	0	0	7,826
Totals	9,246	10,564	5,785	1,809	967	757	149	149	552	660	1,269	4,024	35,931

Place: [CANYON HILLS] CANYON HILLS 043
 8930 ECLIPSE

Place Energy Profile

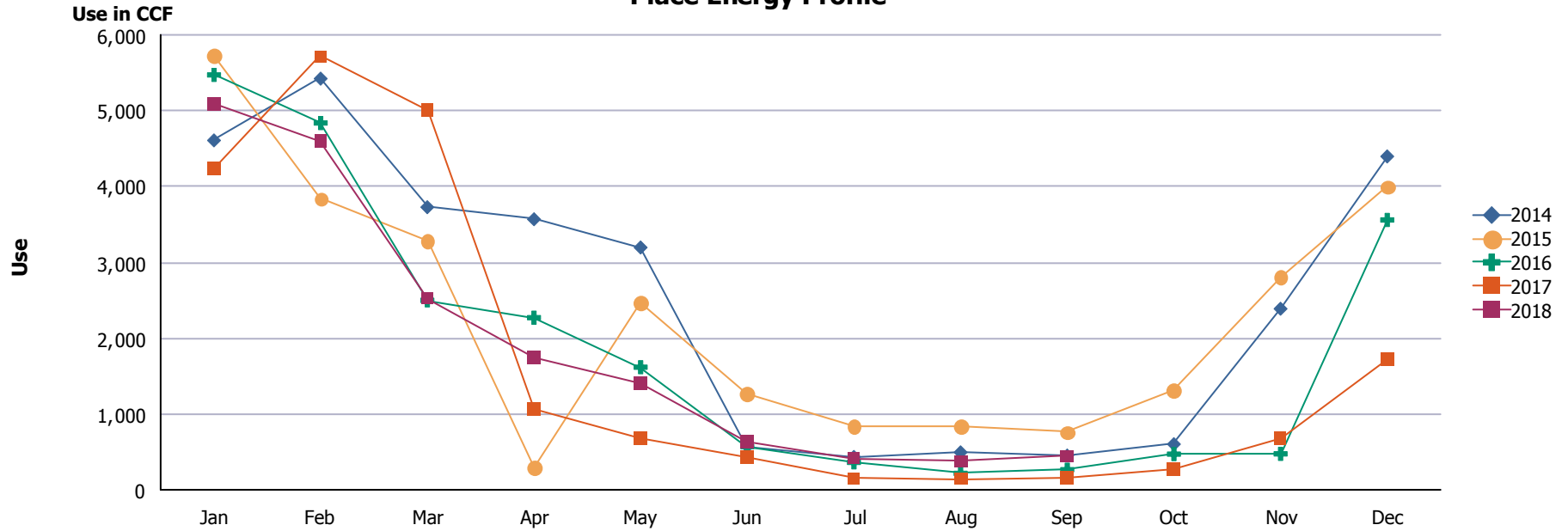


Year	Jan	Feb	Mar	Apr	May	Jun	Jul	Aug	Sep	Oct	Nov	Dec	Totals
2014	5,434	4,862	2,535	1,598	670	389	73	110	233	678	1,235	3,078	20,895
2015	5,263	4,032	2,952	1,388	216	290	117	159	193	437	1,204	2,388	18,639
2016	7,335	5,942	1,517	472	229	228	60	57	158	214	228	2,239	18,679
2017	986	3,900	2,418	731	459	275	62	76	199	252	816	1,966	12,140
2018	4,784	5,462	3,924	1,457	1,153	279	98	40	193	0	0	0	17,390
Totals	23,802	24,198	13,346	5,646	2,727	1,461	410	442	976	1,581	3,483	9,671	87,743

Place: [CAREER] CAREER AND TECHNOLOGY

1170 Walnut Ave

Place Energy Profile



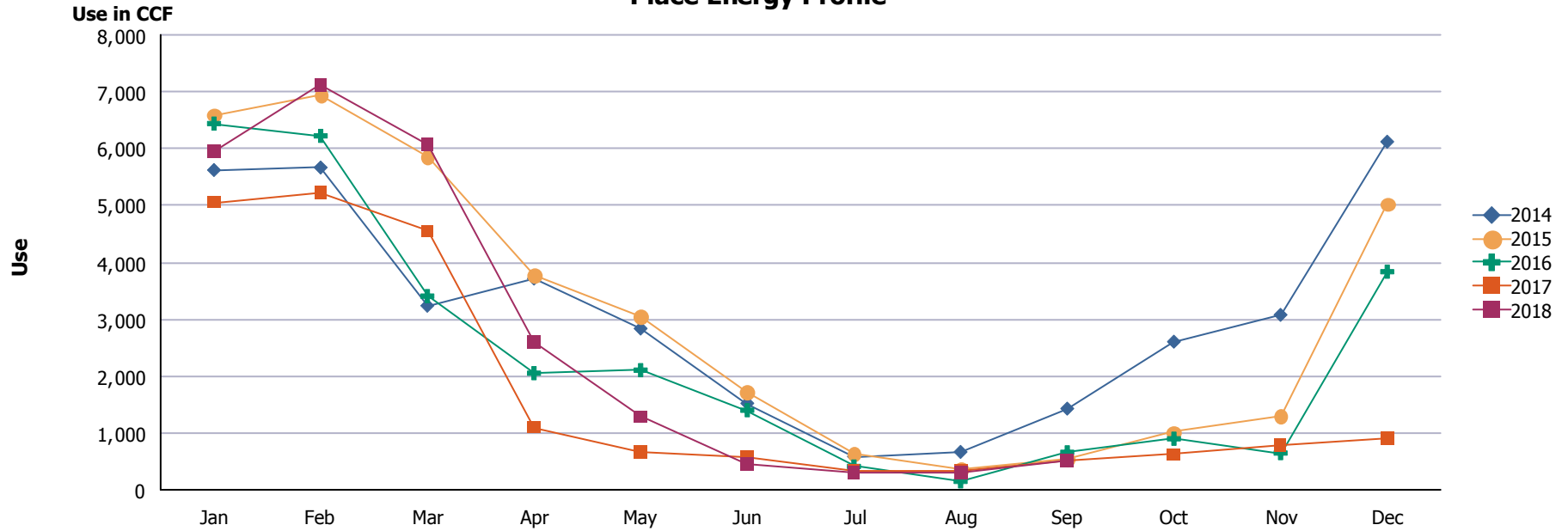
Year	Jan	Feb	Mar	Apr	May	Jun	Jul	Aug	Sep	Oct	Nov	Dec	Totals
2014	4,609	5,424	3,728	3,569	3,197	576	435	495	453	603	2,389	4,398	29,876
2015	5,729	3,839	3,276	295	2,461	1,264	844	830	760	1,318	2,814	3,999	27,429
2016	5,473	4,838	2,500	2,271	1,618	570	363	218	266	472	475	3,560	22,624
2017	4,230	5,718	5,007	1,071	683	423	150	145	158	273	685	1,728	20,271
2018	5,103	4,590	2,522	1,739	1,406	629	416	374	442	0	0	0	17,221
Totals	25,144	24,409	17,033	8,945	9,365	3,462	2,208	2,062	2,079	2,666	6,363	13,685	117,420

Place: [CHARLES] H.E. CHARLES

045

4909 TROJAN

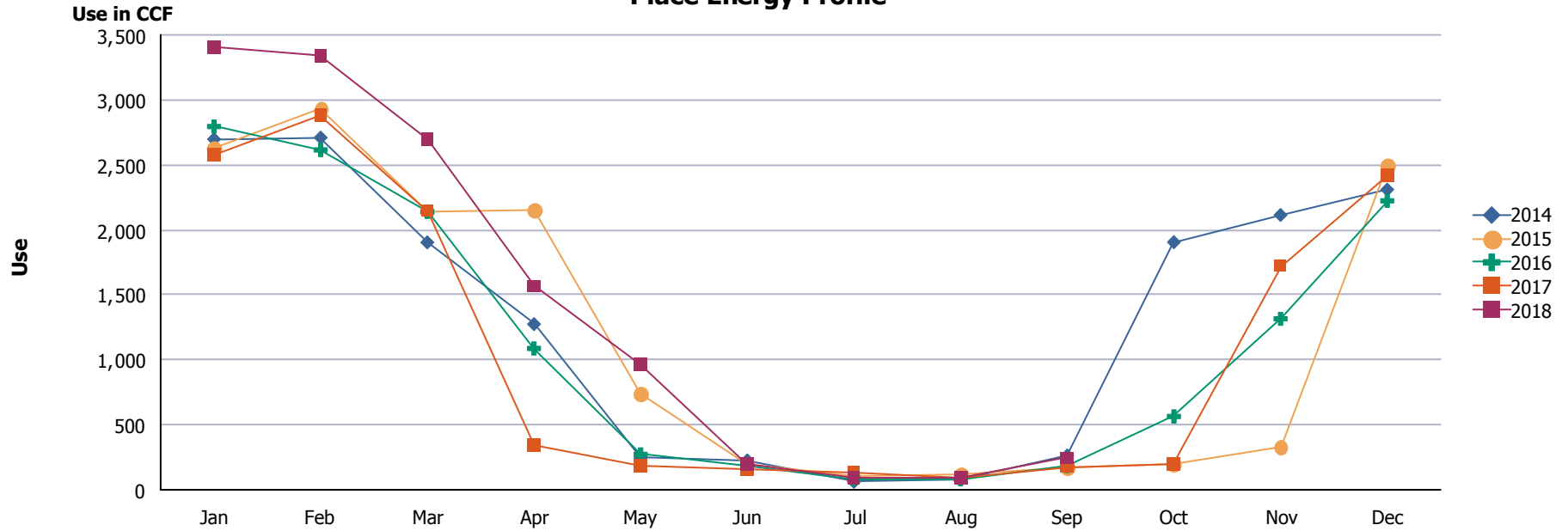
Place Energy Profile



Year	Jan	Feb	Mar	Apr	May	Jun	Jul	Aug	Sep	Oct	Nov	Dec	Totals
2014	5,625	5,669	3,239	3,716	2,837	1,523	588	667	1,429	2,606	3,078	6,122	37,099
2015	6,593	6,946	5,862	3,763	3,056	1,712	629	363	542	1,013	1,305	5,029	36,813
2016	6,442	6,225	3,407	2,052	2,105	1,401	411	150	660	899	647	3,837	28,236
2017	5,054	5,214	4,545	1,099	664	582	342	344	514	621	794	902	20,675
2018	5,958	7,122	6,077	2,599	1,285	446	296	306	522	0	0	0	24,611
Totals	29,672	31,176	23,130	13,229	9,947	5,664	2,266	1,830	3,667	5,139	5,824	15,890	147,434

Place: [CIELO VI] CIELO VISTA 151
 9000 BASIL

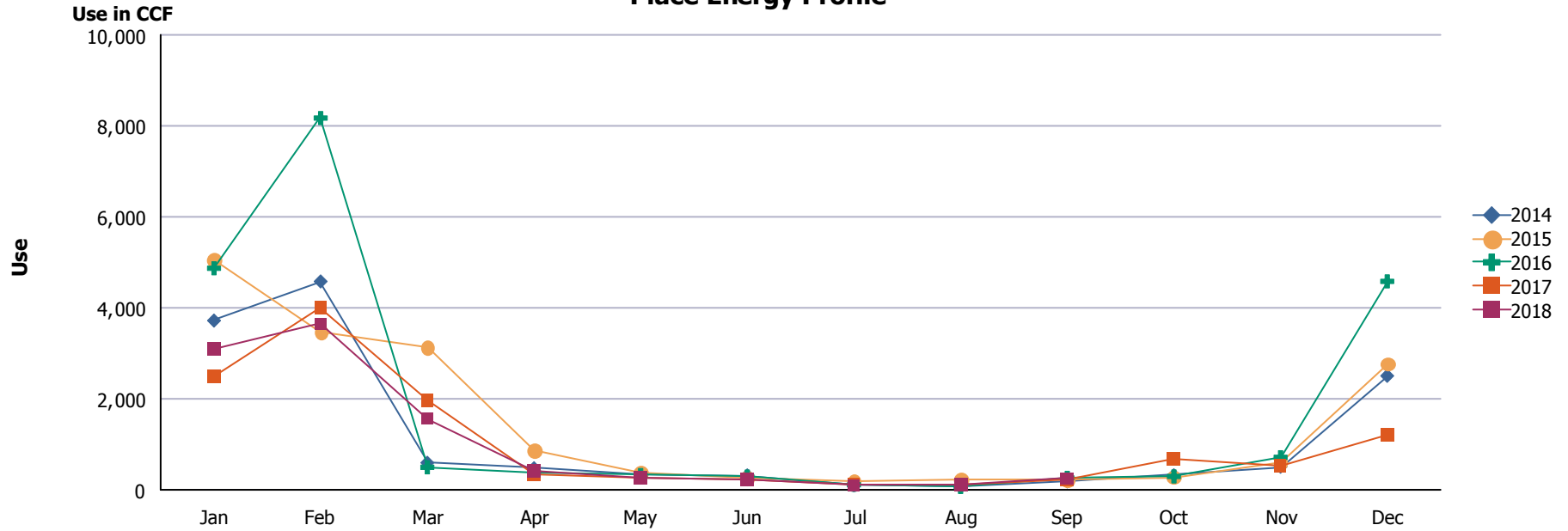
Place Energy Profile



Year	Jan	Feb	Mar	Apr	May	Jun	Jul	Aug	Sep	Oct	Nov	Dec	Totals
2014	2,698	2,710	1,904	1,275	246	227	62	78	265	1,906	2,115	2,310	15,796
2015	2,630	2,935	2,146	2,149	735	199	100	119	171	202	333	2,495	14,214
2016	2,795	2,615	2,139	1,088	273	190	84	82	183	565	1,316	2,224	13,554
2017	2,578	2,884	2,146	348	189	163	131	94	178	194	1,722	2,415	13,042
2018	3,410	3,339	2,697	1,567	967	195	92	89	246	0	0	0	12,602
Totals	14,111	14,483	11,032	6,427	2,410	974	469	462	1,043	2,867	5,486	9,444	69,208

Place: [CLARDY] CLARDY 109
 5508 DELTA

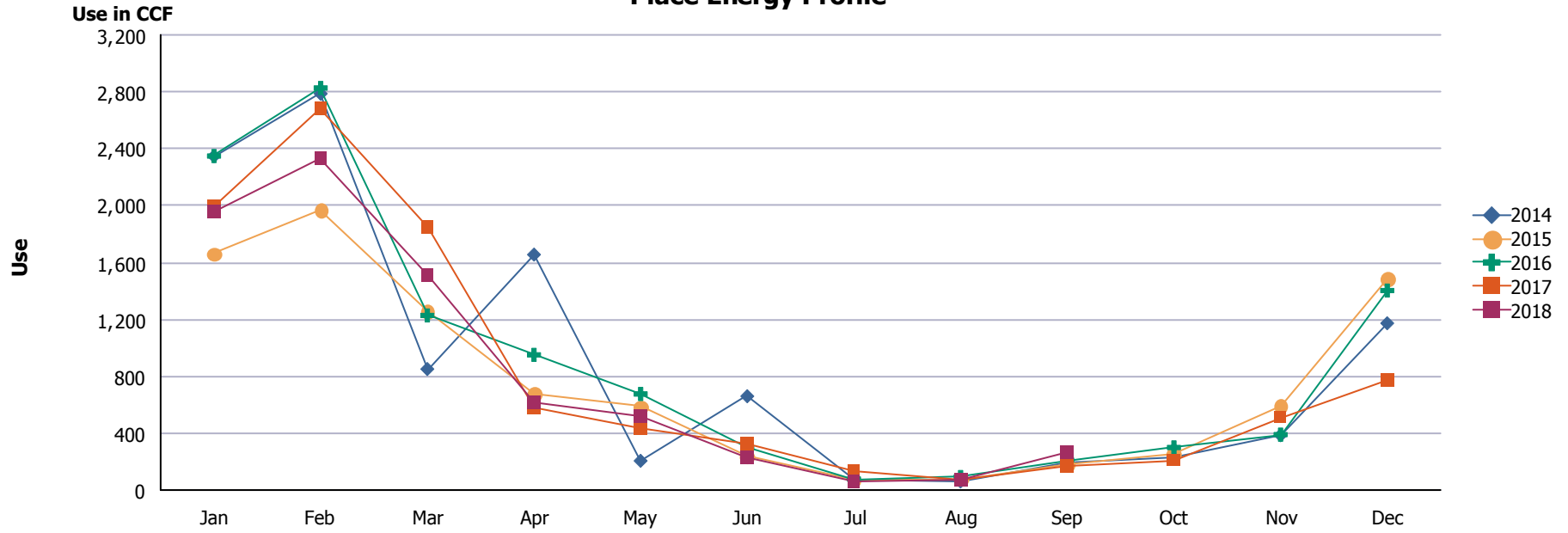
Place Energy Profile



Year	Jan	Feb	Mar	Apr	May	Jun	Jul	Aug	Sep	Oct	Nov	Dec	Totals
2014	3,721	4,582	596	477	337	318	100	62	184	321	509	2,506	13,713
2015	5,053	3,460	3,138	869	366	273	187	233	222	282	609	2,772	17,464
2016	4,871	8,173	497	379	326	293	112	64	264	296	716	4,583	20,574
2017	2,495	3,987	1,957	336	254	230	114	106	215	668	534	1,210	12,106
2018	3,090	3,646	1,566	426	256	227	98	117	248	0	0	0	9,674
Totals	19,230	23,848	7,754	2,487	1,539	1,341	611	582	1,133	1,567	2,368	11,071	73,531

Place: [CLENDENIN] CLENDENIN 149
 4201 ELM

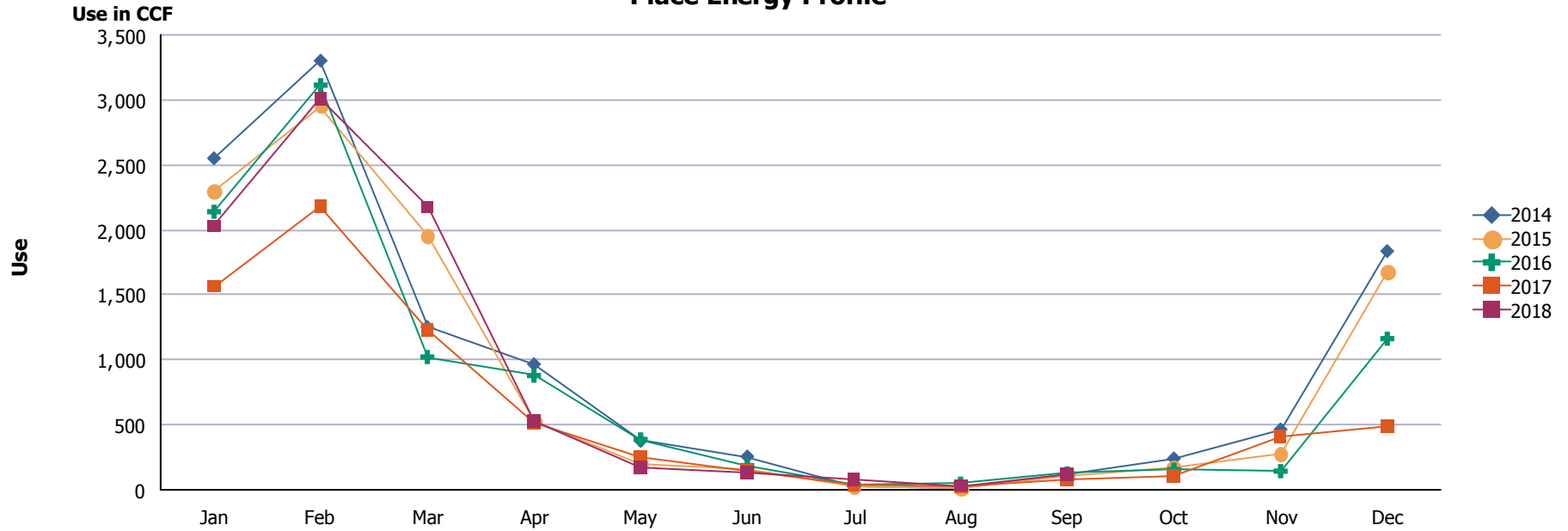
Place Energy Profile



Year	Jan	Feb	Mar	Apr	May	Jun	Jul	Aug	Sep	Oct	Nov	Dec	Totals
2014	2,348	2,787	851	1,656	206	660	74	61	194	235	386	1,173	10,631
2015	1,661	1,972	1,260	676	587	236	74	77	185	256	593	1,488	9,065
2016	2,349	2,827	1,228	951	676	297	78	92	211	300	390	1,403	10,802
2017	1,992	2,677	1,846	581	431	328	135	73	171	211	512	769	9,726
2018	1,956	2,330	1,511	616	518	230	62	69	266	0	0	0	7,558
Totals	10,306	12,593	6,696	4,480	2,418	1,751	423	372	1,027	1,002	1,881	4,833	47,782

Place: [COLDWELL] COLDWELL 110
 4101 ALTURA

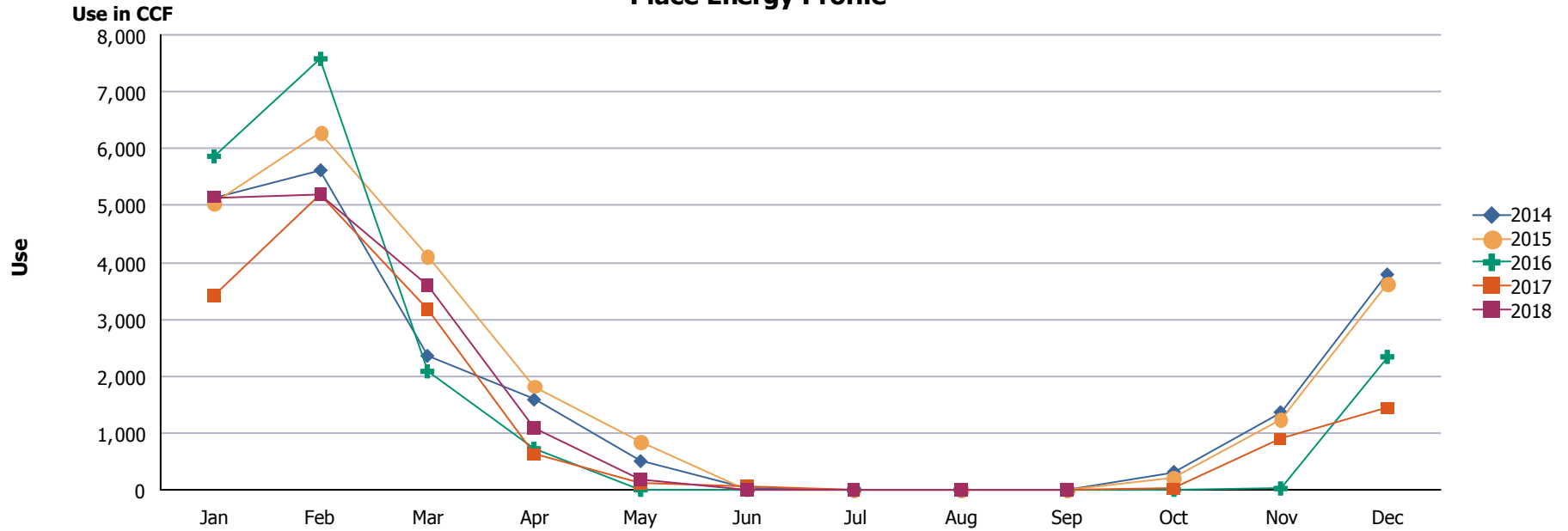
Place Energy Profile



Year	Jan	Feb	Mar	Apr	May	Jun	Jul	Aug	Sep	Oct	Nov	Dec	Totals
2014	2,551	3,302	1,253	967	378	257	26	19	115	242	465	1,837	11,412
2015	2,294	2,952	1,957	526	195	162	22	8	109	173	273	1,673	10,344
2016	2,140	3,114	1,022	879	388	187	40	48	126	155	144	1,163	9,406
2017	1,564	2,181	1,224	509	247	142	39	25	73	101	407	486	6,998
2018	2,029	3,014	2,174	530	174	136	80	33	116	0	0	0	8,286
Totals	10,578	14,563	7,630	3,411	1,382	884	207	133	539	671	1,289	5,159	46,446

Place: [COLLINS] COLLINS 142
 4860 TROPICANA

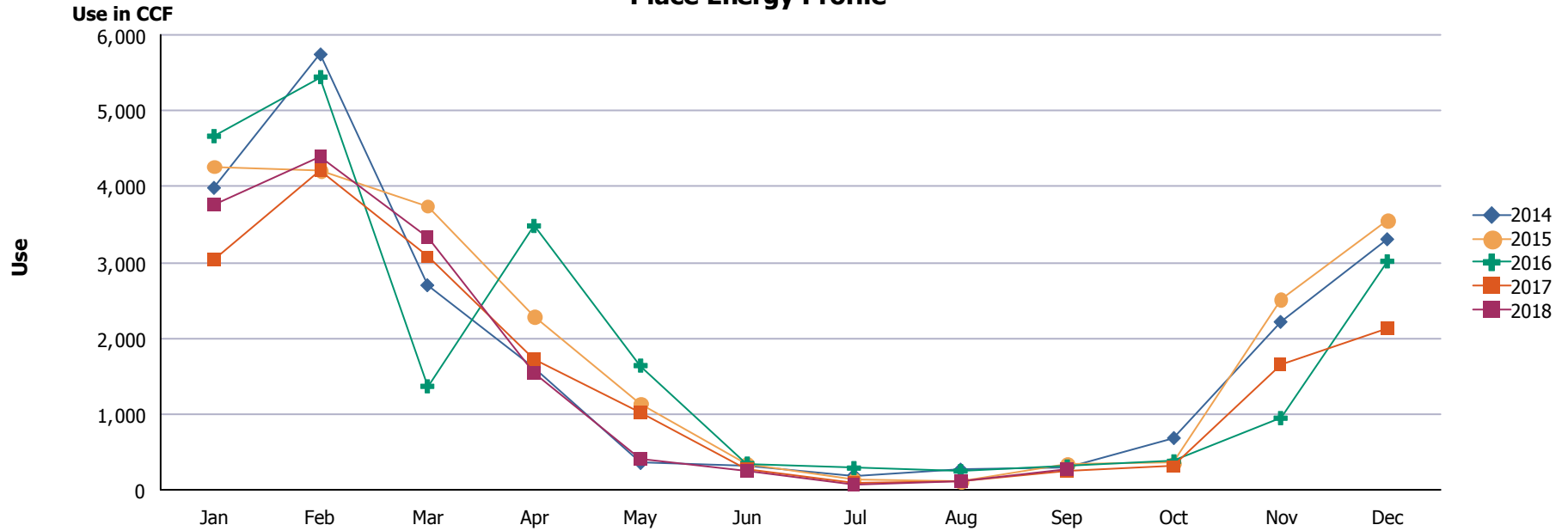
Place Energy Profile



Year	Jan	Feb	Mar	Apr	May	Jun	Jul	Aug	Sep	Oct	Nov	Dec	Totals
2014	5,135	5,621	2,356	1,587	505	45	0	0	0	316	1,365	3,789	20,719
2015	5,049	6,273	4,115	1,825	835	13	0	0	0	216	1,246	3,633	23,205
2016	5,864	7,579	2,083	722	1	0	0	0	0	0	24	2,339	18,612
2017	3,408	5,186	3,167	619	108	59	0	0	0	17	892	1,435	14,891
2018	5,145	5,184	3,599	1,076	187	0	0	0	0	0	0	0	15,191
Totals	24,601	29,843	15,320	5,829	1,636	117	0	0	0	549	3,527	11,196	92,618

Place: [COOLEY] COOLEY 111
 107 N COLLINGSWORTH

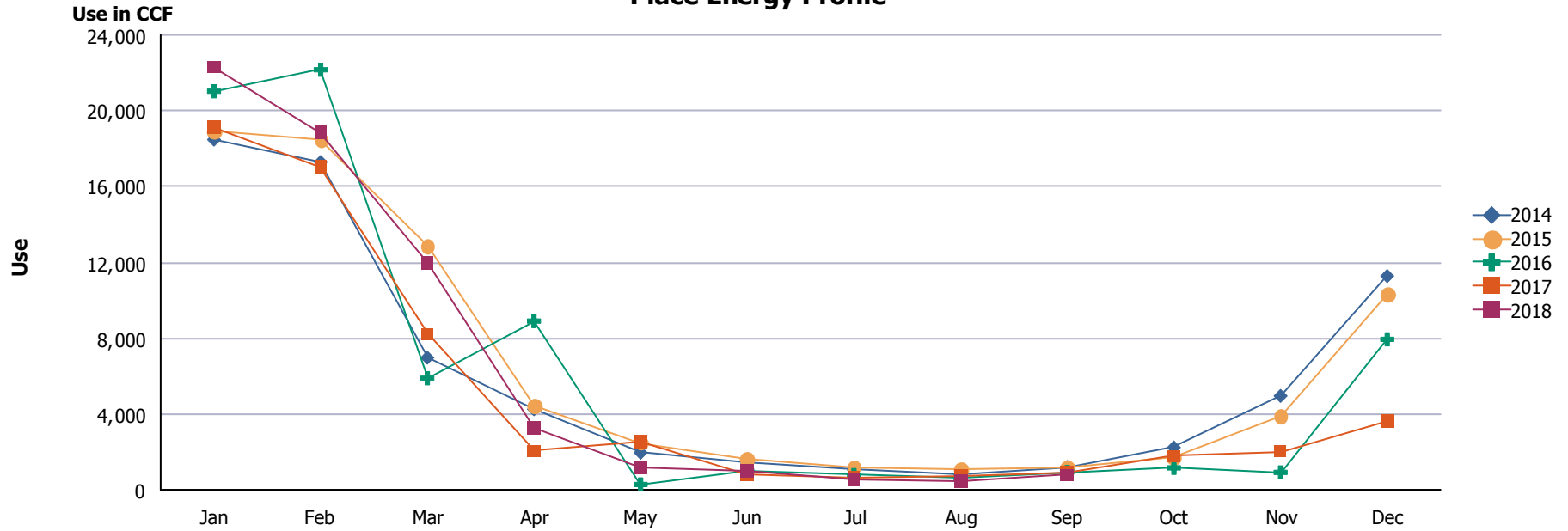
Place Energy Profile



Year	Jan	Feb	Mar	Apr	May	Jun	Jul	Aug	Sep	Oct	Nov	Dec	Totals
2014	3,983	5,743	2,699	1,614	355	314	191	268	293	683	2,215	3,305	21,663
2015	4,268	4,209	3,747	2,285	1,141	337	130	119	332	354	2,513	3,552	22,987
2016	4,665	5,444	1,366	3,481	1,639	347	287	248	309	376	946	3,014	22,122
2017	3,037	4,214	3,070	1,717	1,015	279	84	110	243	306	1,645	2,121	17,841
2018	3,754	4,385	3,330	1,540	408	253	75	116	271	0	0	0	14,132
Totals	19,707	23,995	14,212	10,637	4,558	1,530	767	861	1,448	1,719	7,319	11,992	98,745

Place: [CORONADO] CORONADO 005
 100 CHAMPIONS PLACE

Place Energy Profile



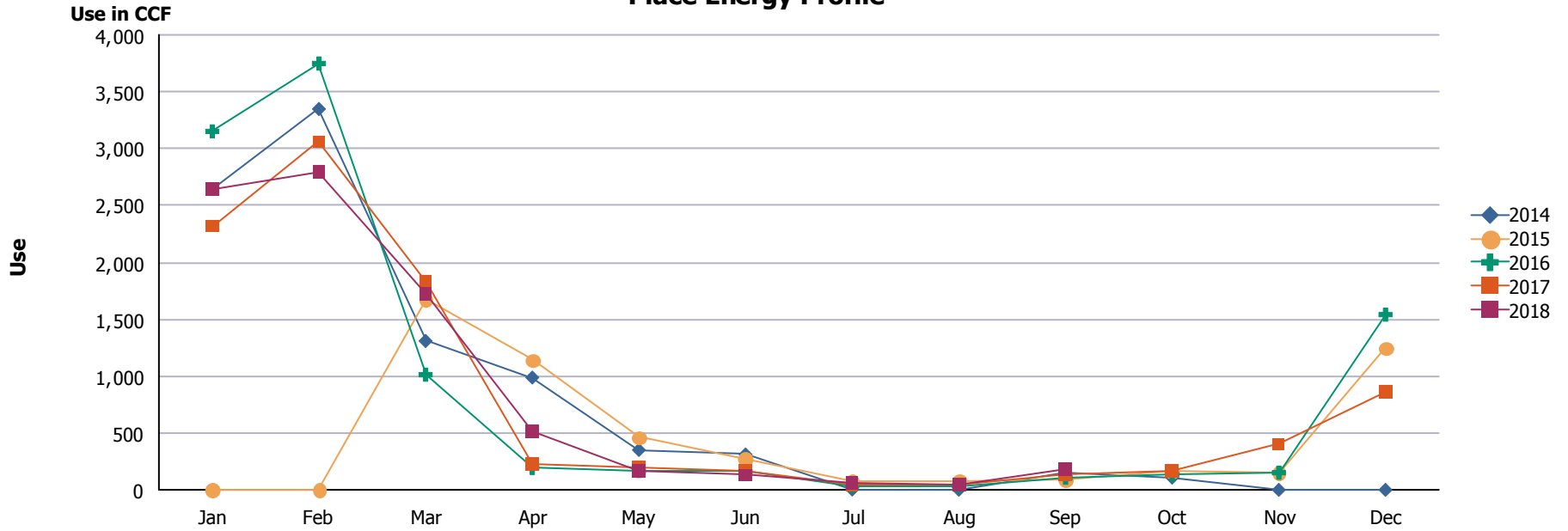
Year	Jan	Feb	Mar	Apr	May	Jun	Jul	Aug	Sep	Oct	Nov	Dec	Totals
2014	18,477	17,295	6,975	4,254	1,963	1,410	1,045	777	1,207	2,235	4,959	11,279	71,876
2015	18,885	18,476	12,868	4,434	2,480	1,629	1,211	1,077	1,172	1,752	3,905	10,309	78,198
2016	21,029	22,161	5,890	8,907	286	995	779	607	945	1,164	923	7,944	71,630
2017	19,138	17,000	8,197	2,040	2,532	826	651	721	916	1,771	2,034	3,611	59,437
2018	22,323	18,870	11,978	3,234	1,196	1,023	547	463	779	0	0	0	60,413
Totals	99,852	93,802	45,908	22,869	8,457	5,883	4,233	3,645	5,019	6,922	11,821	33,143	341,553

Place: [CROCKETT_1] CROCKETT

112

3200 WHEELING

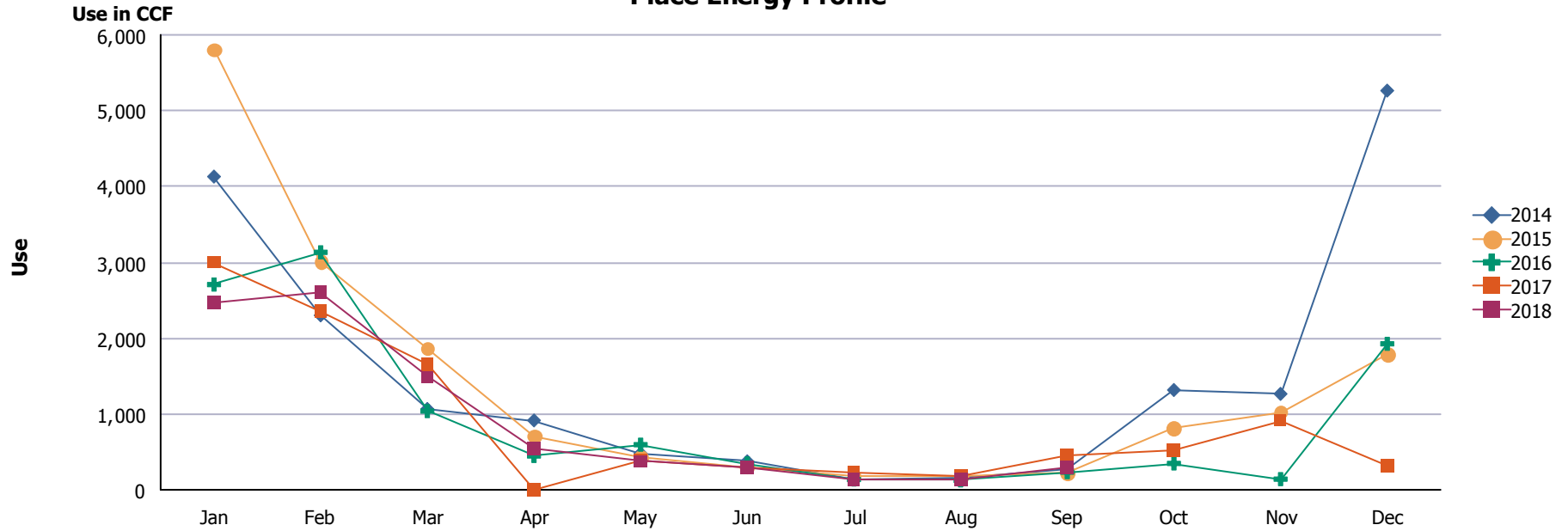
Place Energy Profile



Year	Jan	Feb	Mar	Apr	May	Jun	Jul	Aug	Sep	Oct	Nov	Dec	Totals
2014	2,645	3,349	1,309	988	351	311	3	1	145	108	0	0	9,210
2015	0	1	1,680	1,140	462	274	72	82	93	160	151	1,246	5,361
2016	3,152	3,749	1,013	193	166	160	34	36	107	133	151	1,541	10,435
2017	2,316	3,058	1,827	224	198	170	39	42	134	169	401	856	9,434
2018	2,646	2,792	1,726	513	167	130	64	49	179	0	0	0	8,266
Totals	10,759	12,949	7,555	3,058	1,344	1,045	212	210	658	570	703	3,643	42,706

Place: [CROSBY] CROSBY 113
 5411 WREN

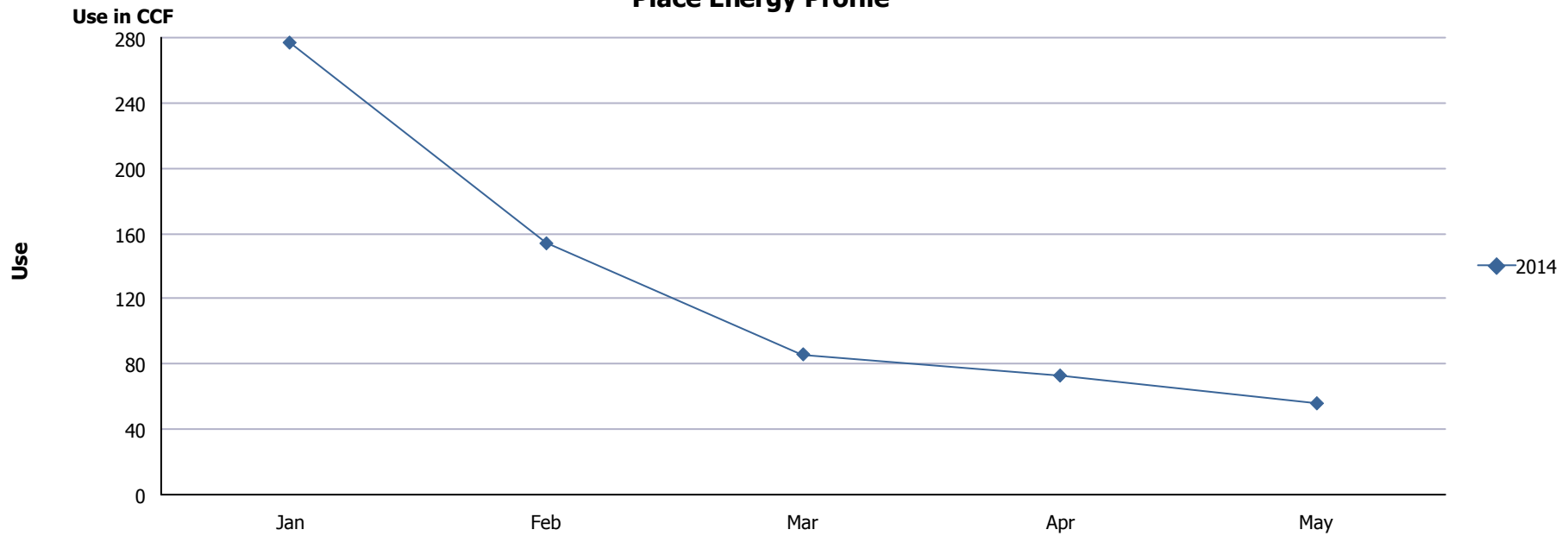
Place Energy Profile



Year	Jan	Feb	Mar	Apr	May	Jun	Jul	Aug	Sep	Oct	Nov	Dec	Totals
2014	4,132	2,302	1,067	916	481	377	146	148	282	1,317	1,266	5,266	17,700
2015	5,808	3,013	1,865	713	434	305	188	183	227	814	1,027	1,785	16,362
2016	2,708	3,133	1,039	448	596	349	136	125	234	348	142	1,926	11,184
2017	2,999	2,355	1,658	0	393	285	229	176	459	518	917	314	10,303
2018	2,462	2,598	1,486	551	375	289	137	136	298	0	0	0	8,332
Totals	18,109	13,401	7,115	2,628	2,279	1,605	836	768	1,500	2,997	3,352	9,291	63,881

Place: [DELTA ACADEMY_1] DELTA ACADEMY 025
 6400 Delta Drive

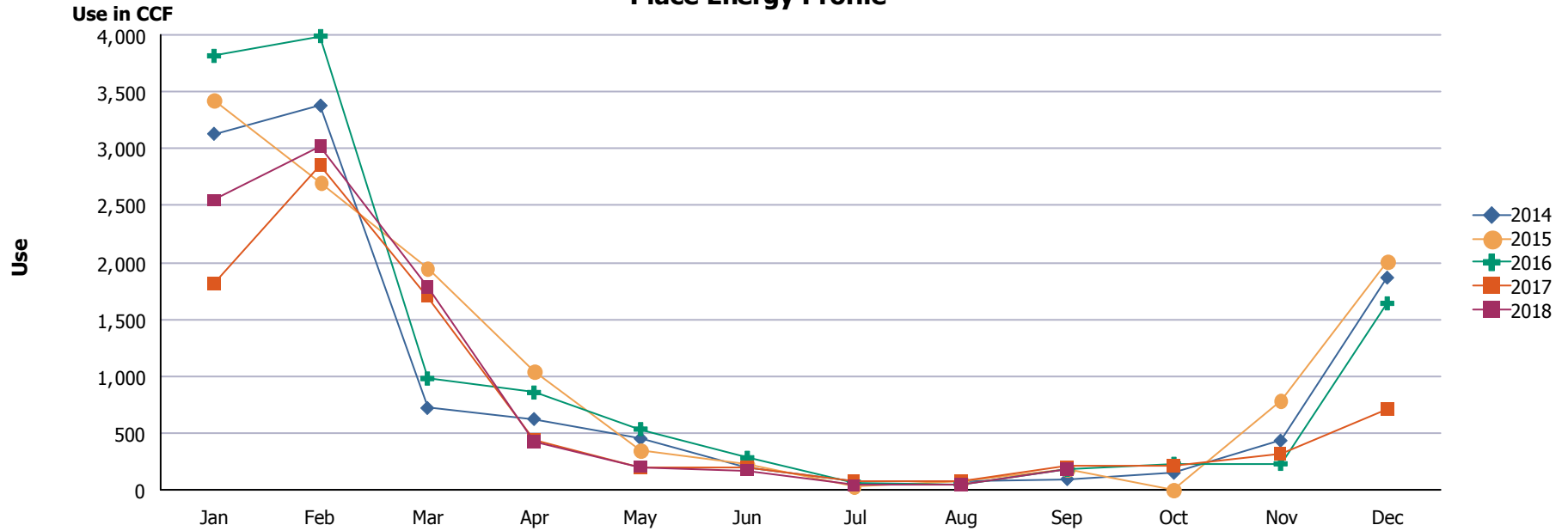
Place Energy Profile



Year	Jan	Feb	Mar	Apr	May	Totals
2014	277	154	86	73	56	646
Totals	277	154	86	73	56	646

Place: [DOUGLASS] DOUGLASS 114
 101 S. EUCALYPTUS

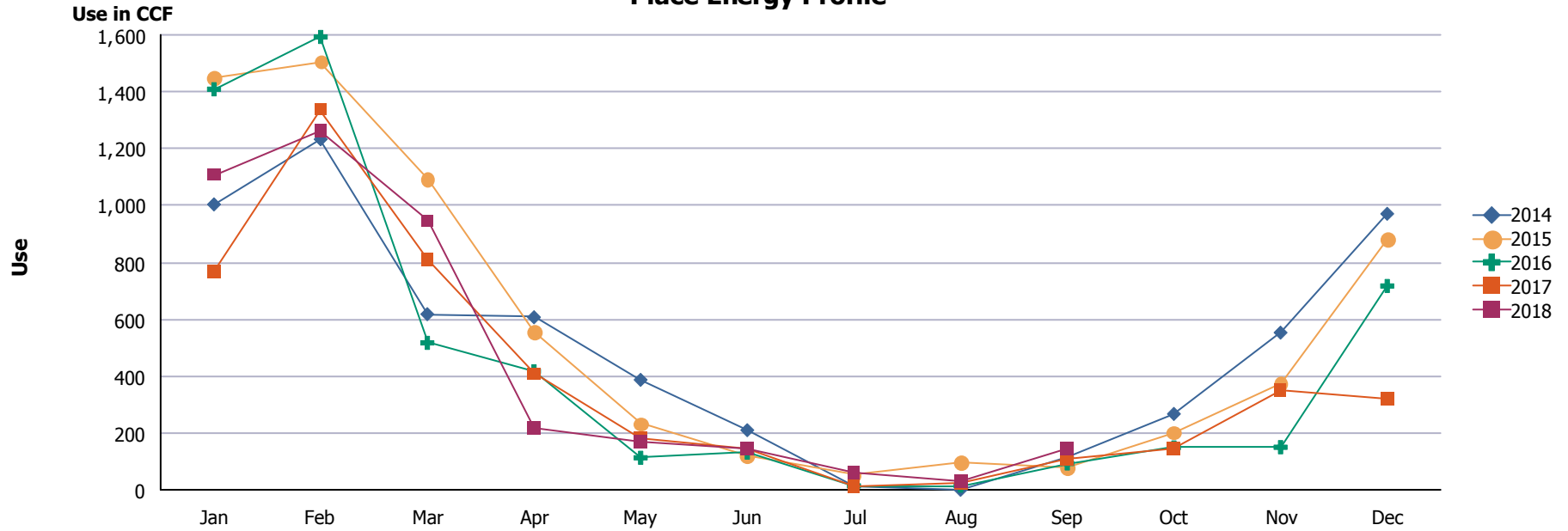
Place Energy Profile



Year	Jan	Feb	Mar	Apr	May	Jun	Jul	Aug	Sep	Oct	Nov	Dec	Totals
2014	3,131	3,379	720	623	451	203	69	70	95	150	433	1,866	11,190
2015	3,426	2,701	1,945	1,039	351	228	32	74	176	0	782	2,009	12,763
2016	3,816	3,990	979	856	534	282	67	51	176	229	229	1,640	12,849
2017	1,810	2,857	1,697	436	199	201	72	77	204	208	316	714	8,791
2018	2,544	3,015	1,778	428	202	173	38	50	180	0	0	0	8,408
Totals	14,727	15,942	7,119	3,382	1,737	1,087	278	322	831	587	1,760	6,229	54,001

Place: [DOWELL] DOWELL 115
 5249 BASTILLE

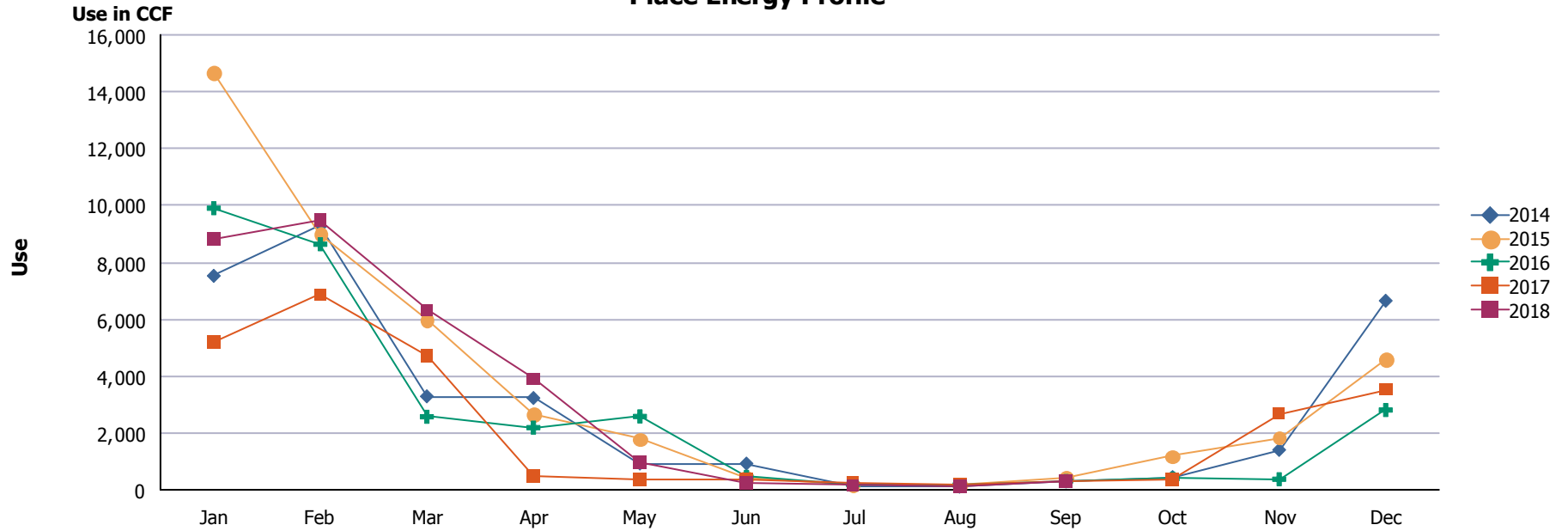
Place Energy Profile



Year	Jan	Feb	Mar	Apr	May	Jun	Jul	Aug	Sep	Oct	Nov	Dec	Totals
2014	1,004	1,233	618	607	387	210	15	0	115	267	553	971	5,980
2015	1,450	1,506	1,093	554	233	119	52	97	79	202	374	883	6,642
2016	1,409	1,593	517	417	113	131	14	15	93	149	150	717	5,318
2017	765	1,337	808	408	180	145	14	26	106	146	349	319	4,603
2018	1,108	1,263	945	216	167	143	60	29	145	0	0	0	4,076
Totals	5,735	6,932	3,981	2,202	1,080	748	155	167	538	764	1,426	2,890	26,618

Place: [DRHORNEDOMIDDLESCHOOL_1] DR. HORNEDO MIDDLE SCHOOL 058
 6101 HIGH RIDGE DRIVE

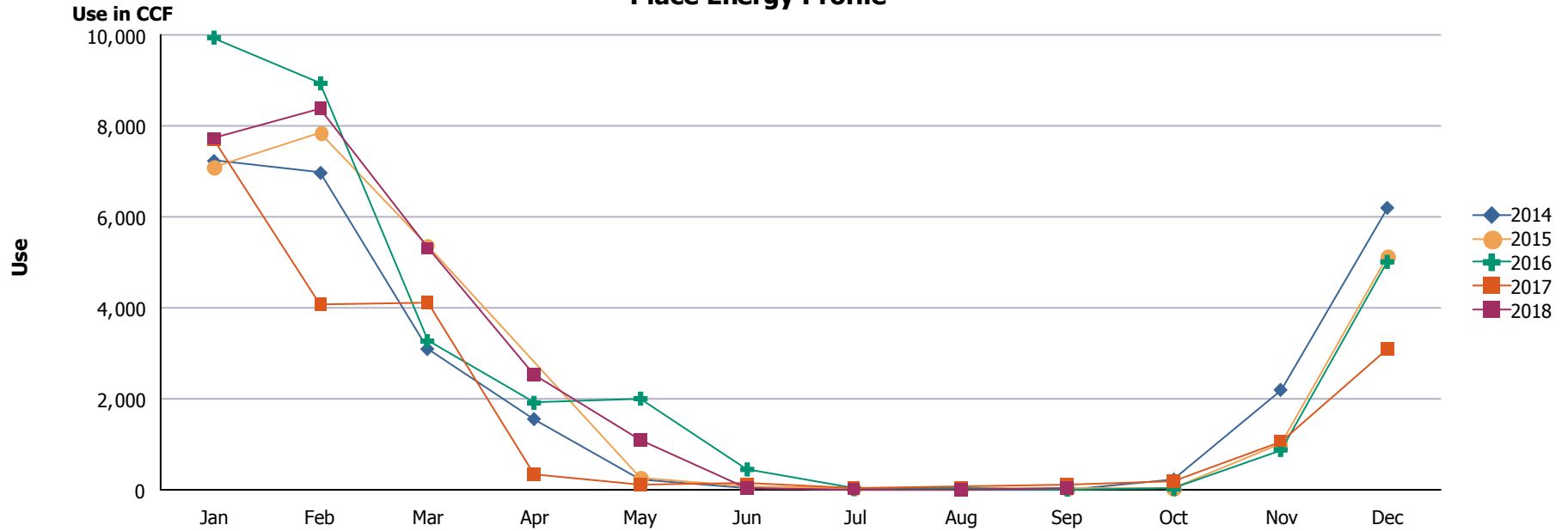
Place Energy Profile



Year	Jan	Feb	Mar	Apr	May	Jun	Jul	Aug	Sep	Oct	Nov	Dec	Totals
2014	7,528	9,273	3,289	3,231	926	926	150	113	297	449	1,405	6,652	34,239
2015	14,687	8,978	5,985	2,642	1,786	430	163	164	405	1,184	1,836	4,599	42,859
2016	9,906	8,638	2,570	2,190	2,583	456	192	171	310	398	375	2,809	30,598
2017	5,175	6,858	4,716	482	381	344	238	160	326	373	2,679	3,532	25,264
2018	8,830	9,496	6,318	3,902	979	258	155	131	295	0	0	0	30,364
Totals	46,126	43,243	22,878	12,447	6,655	2,414	898	739	1,633	2,404	6,295	17,592	163,324

Place: [ED CENTER] ED CENTER 919
 6531 BOEING

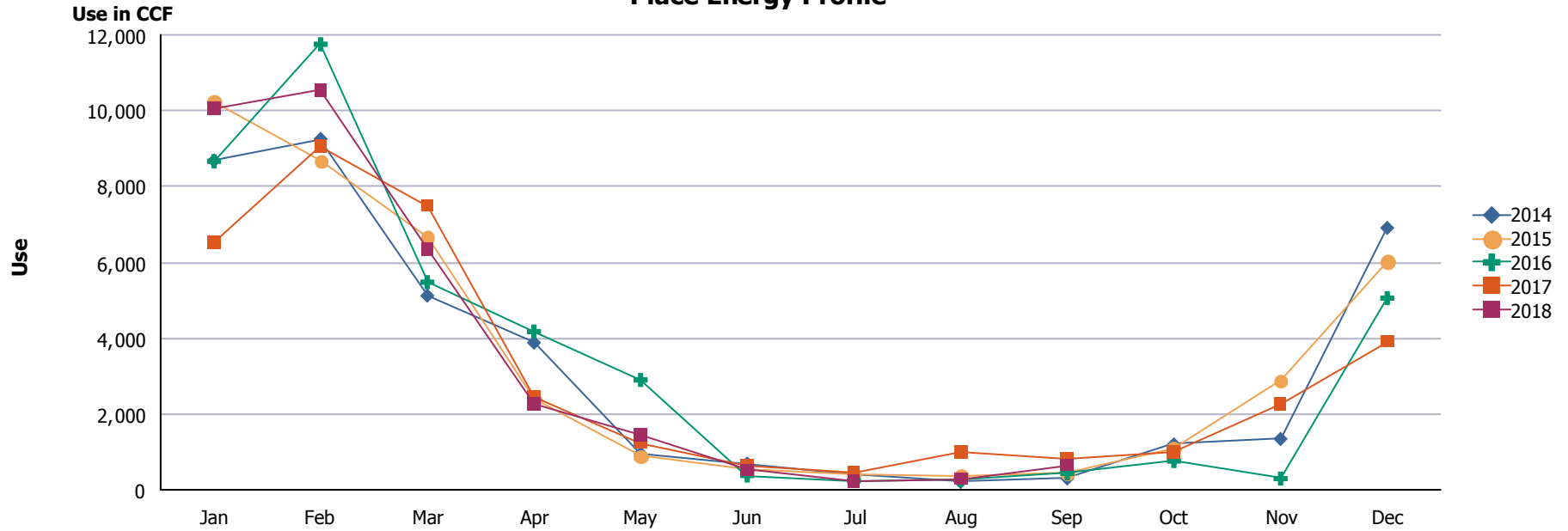
Place Energy Profile



Year	Jan	Feb	Mar	Apr	May	Jun	Jul	Aug	Sep	Oct	Nov	Dec	Totals
2014	7,228	6,967	3,096	1,556	237	53	9	8	9	227	2,197	6,199	27,786
2015	7,082	7,854	5,373	0	273	85	37	25	24	21	1,006	5,139	26,919
2016	9,942	8,936	3,269	1,912	2,005	449	23	28	9	19	879	5,013	32,484
2017	7,688	4,066	4,125	341	117	133	41	57	114	183	1,072	3,094	21,031
2018	7,720	8,391	5,306	2,533	1,096	46	15	5	25	0	0	0	25,137
Totals	39,660	36,214	21,169	6,342	3,728	766	125	123	181	450	5,154	19,445	133,357

Place: [EL PASO] EL PASO HIGH 006
 800 EAST SCHUSTER

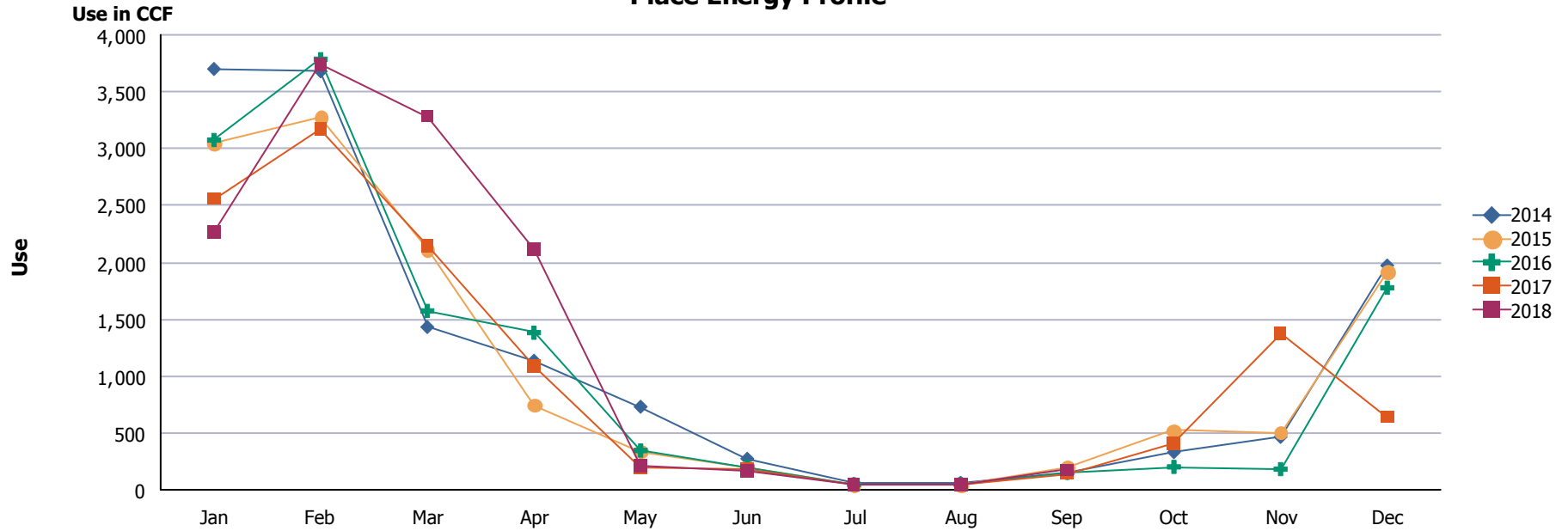
Place Energy Profile



Year	Jan	Feb	Mar	Apr	May	Jun	Jul	Aug	Sep	Oct	Nov	Dec	Totals
2014	8,684	9,258	5,123	3,881	957	697	393	211	298	1,200	1,343	6,910	38,955
2015	10,227	8,677	6,667	2,381	888	551	408	360	438	1,072	2,878	6,033	40,580
2016	8,669	11,754	5,477	4,176	2,899	380	245	261	436	762	297	5,058	40,414
2017	6,524	9,051	7,493	2,438	1,240	647	439	984	810	980	2,250	3,911	36,766
2018	10,054	10,556	6,340	2,276	1,464	522	225	291	652	0	0	0	32,379
Totals	44,158	49,295	31,100	15,152	7,448	2,797	1,710	2,107	2,634	4,014	6,767	21,912	189,094

Place: [FANNIN] FANNIN 116
 5425 SALEM

Place Energy Profile

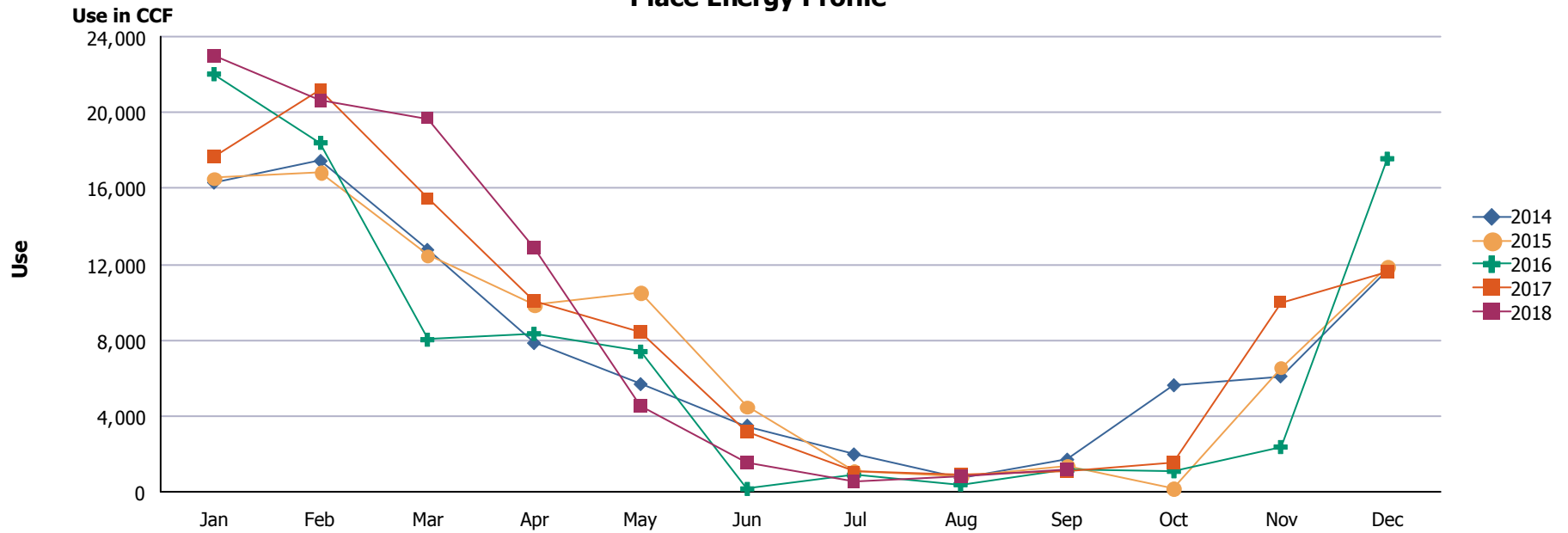


Year	Jan	Feb	Mar	Apr	May	Jun	Jul	Aug	Sep	Oct	Nov	Dec	Totals
2014	3,701	3,680	1,432	1,136	731	274	54	62	147	331	465	1,973	13,986
2015	3,053	3,279	2,116	747	338	194	49	42	200	521	505	1,912	12,956
2016	3,076	3,787	1,574	1,382	346	203	48	50	150	202	182	1,777	12,777
2017	2,557	3,171	2,145	1,092	190	187	47	50	143	406	1,373	640	12,001
2018	2,259	3,748	3,282	2,111	211	167	43	48	175	0	0	0	12,044
Totals	14,646	17,665	10,549	6,468	1,816	1,025	241	252	815	1,460	2,525	6,302	63,764

Place: [FRANKLIN] FRANKLIN HIGH SCHOOL 010

900 N. RESLER, EL PASO, TEXAS

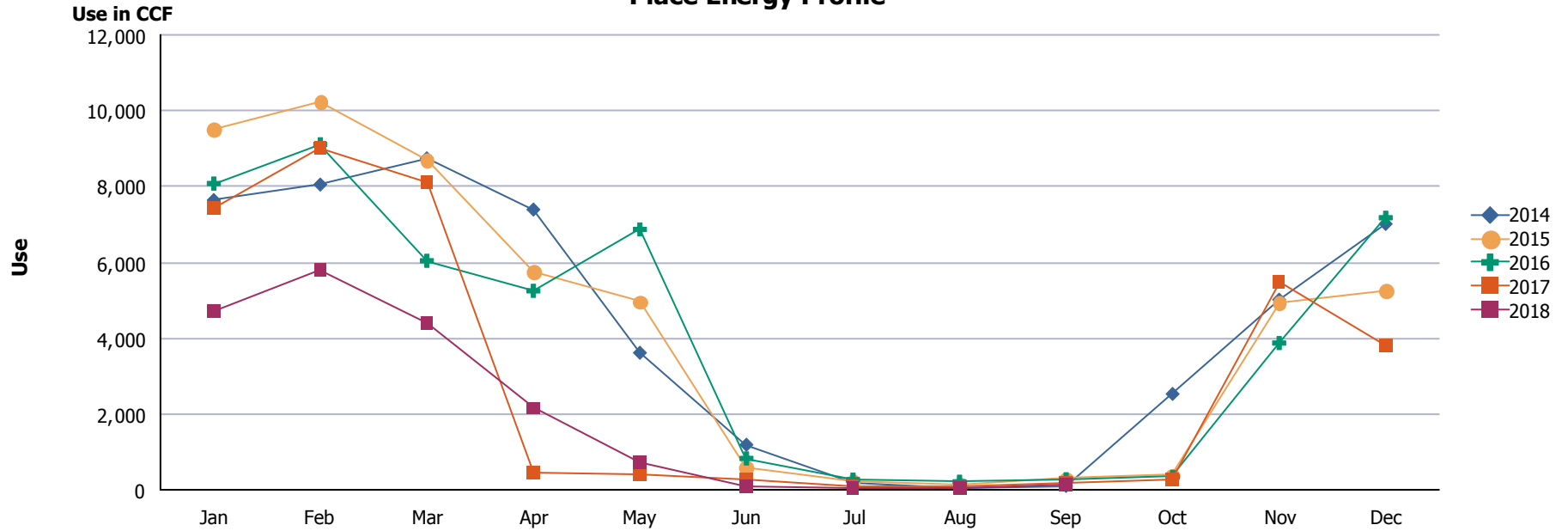
Place Energy Profile



Year	Jan	Feb	Mar	Apr	May	Jun	Jul	Aug	Sep	Oct	Nov	Dec	Totals
2014	16,304	17,446	12,758	7,842	5,678	3,485	1,974	712	1,698	5,619	6,089	11,712	91,317
2015	16,533	16,861	12,461	9,839	10,529	4,488	1,079	837	1,332	194	6,555	11,863	92,571
2016	22,024	18,405	8,022	8,335	7,392	155	886	382	1,136	1,082	2,360	17,566	87,745
2017	17,638	21,224	15,455	10,063	8,442	3,175	1,046	901	1,093	1,540	9,998	11,625	102,200
2018	23,004	20,643	19,688	12,862	4,529	1,560	556	817	1,151	0	0	0	84,810
Totals	95,503	94,578	68,384	48,941	36,570	12,863	5,541	3,649	6,410	8,435	25,002	52,766	458,642

Place: [FRANKLIN9THGRADECENTER_2] FRANKLIN 9TH GRADE CENTER 053
 825 REDD ROAD

Place Energy Profile

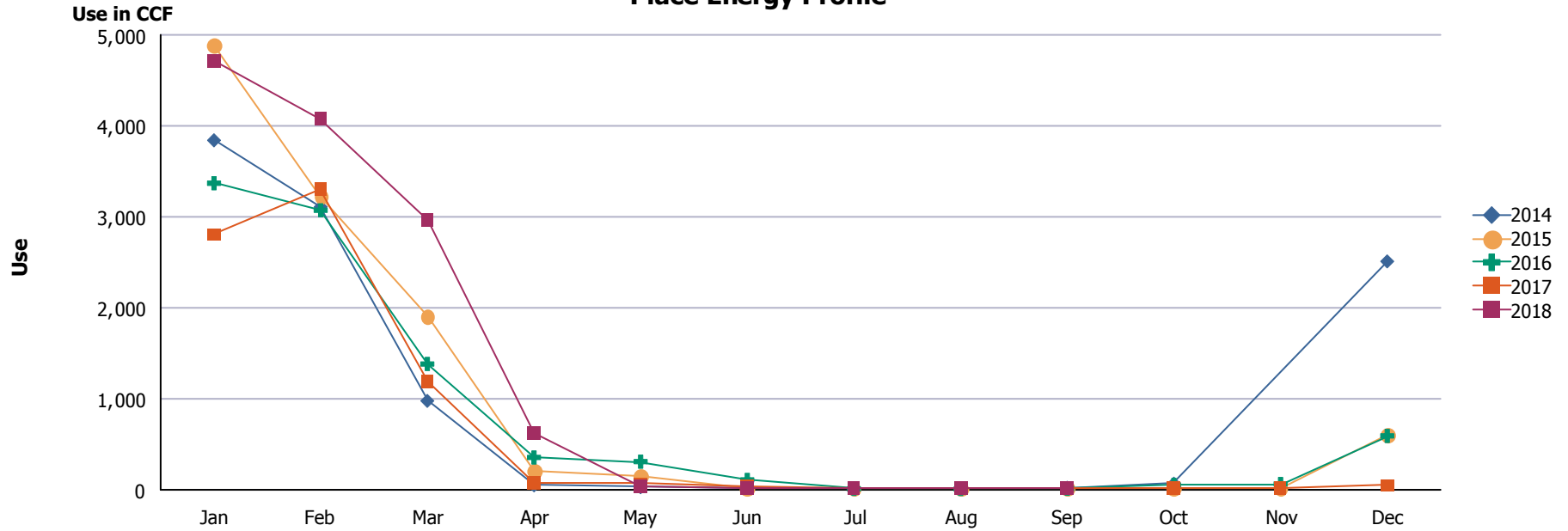


Year	Jan	Feb	Mar	Apr	May	Jun	Jul	Aug	Sep	Oct	Nov	Dec	Totals
2014	7,644	8,053	8,746	7,394	3,616	1,190	196	58	103	2,530	5,018	7,016	51,564
2015	9,497	10,245	8,700	5,754	4,960	588	215	137	298	388	4,938	5,265	50,985
2016	8,080	9,115	6,044	5,250	6,869	830	268	214	280	343	3,873	7,179	48,345
2017	7,427	9,008	8,109	459	399	276	98	71	171	257	5,475	3,798	35,548
2018	4,715	5,783	4,404	2,153	716	82	35	45	120	0	0	0	18,053
Totals	37,363	42,204	36,003	21,010	16,560	2,966	812	525	972	3,518	19,304	23,258	204,494

Place: [GAMBLE] JAMES GAMBLE WAREHOUSE

4900 TRANSMOUNTAIN

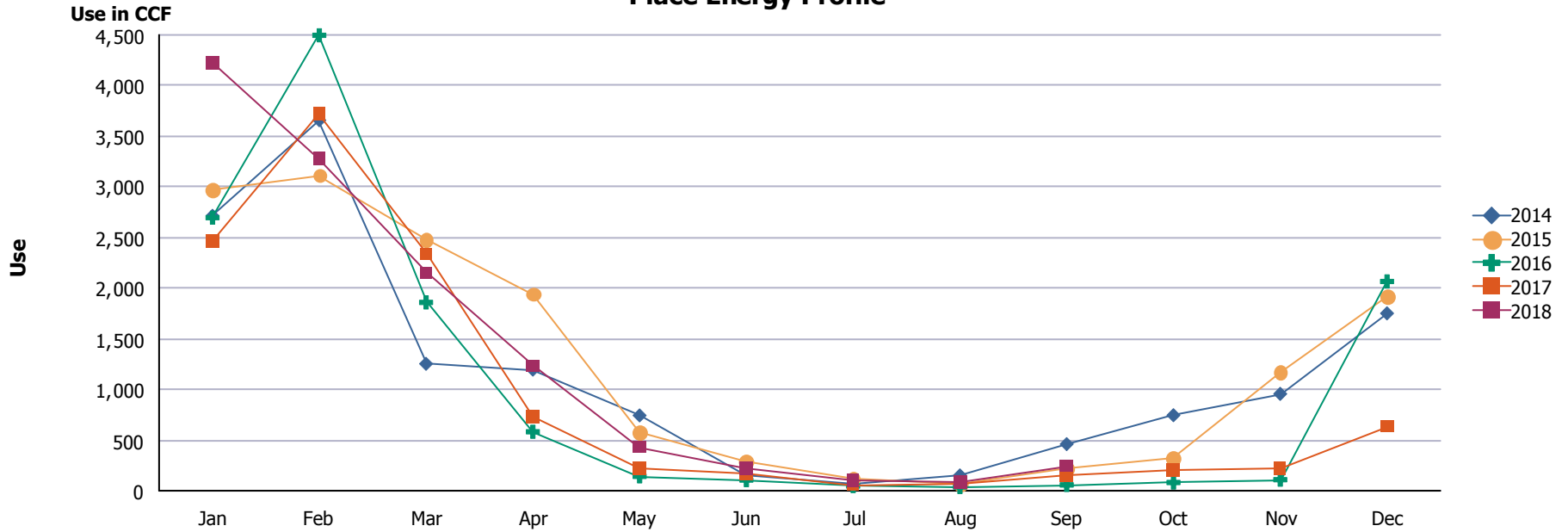
Place Energy Profile



Year	Jan	Feb	Mar	Apr	May	Jun	Jul	Aug	Sep	Oct	Nov	Dec	Totals
2014	3,842	3,109	978	50	29	16	10	16	23	68	0	2,511	10,652
2015	4,890	3,223	1,906	205	153	11	11	10	14	15	20	600	11,058
2016	3,370	3,073	1,384	356	310	110	11	10	12	56	65	593	9,350
2017	2,804	3,300	1,187	74	67	41	12	16	19	19	23	49	7,611
2018	4,719	4,076	2,967	622	31	22	19	16	19	0	0	0	12,491
Totals	19,625	16,781	8,422	1,307	590	200	63	68	87	158	108	3,753	51,161

Place: [GREEN] GREEN ELEMENTARY SCHOOL 162
 5040 BUCKLEY DR.

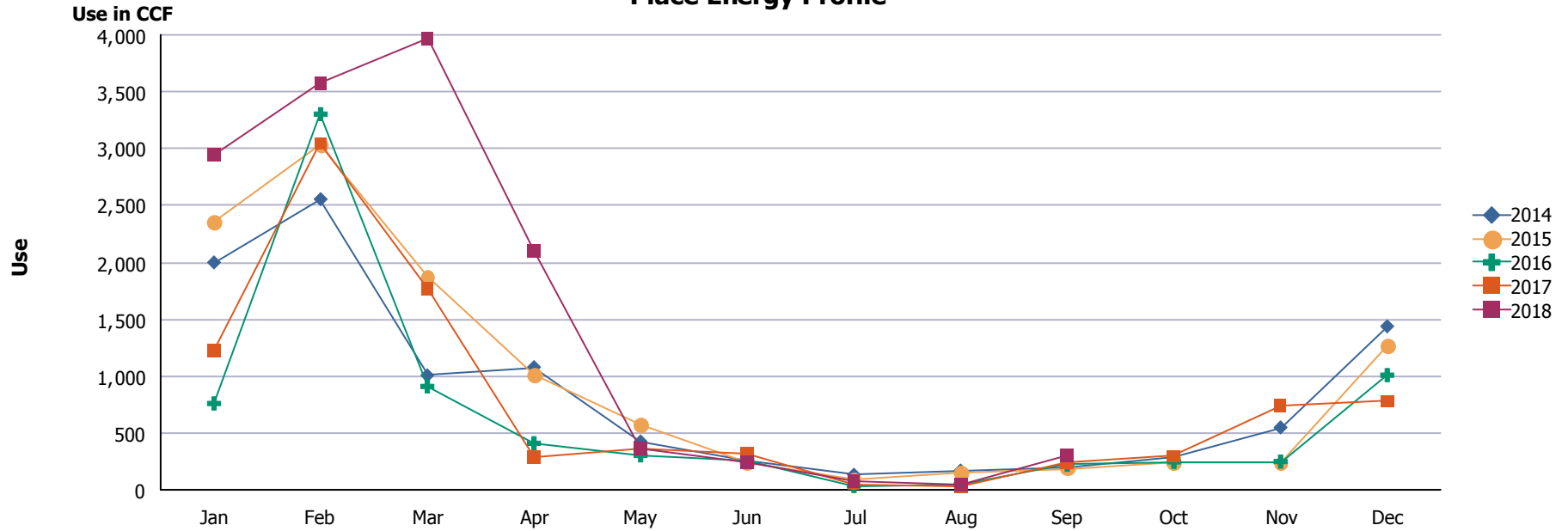
Place Energy Profile



Year	Jan	Feb	Mar	Apr	May	Jun	Jul	Aug	Sep	Oct	Nov	Dec	Totals
2014	2,715	3,659	1,254	1,197	744	154	64	152	461	746	957	1,752	13,855
2015	2,977	3,116	2,475	1,943	575	285	124	70	220	317	1,176	1,924	15,202
2016	2,697	4,497	1,860	583	143	106	47	38	58	82	110	2,067	12,288
2017	2,458	3,720	2,336	736	224	173	57	74	156	200	220	635	10,989
2018	4,224	3,276	2,149	1,233	431	221	102	86	246	0	0	0	11,968
Totals	15,071	18,268	10,074	5,692	2,117	939	394	420	1,141	1,345	2,463	6,378	64,302

Place: [GUERRERO] ROSA GUERRERO ELEMENTARY 163
 7530 LAKEHURST ROAD

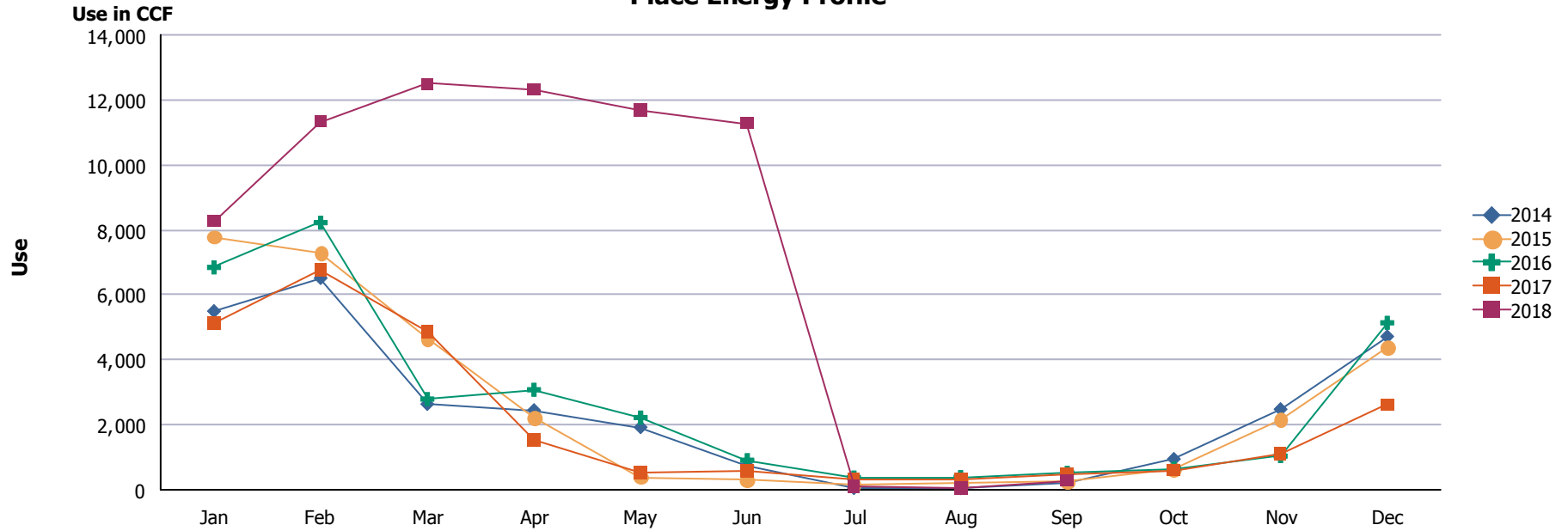
Place Energy Profile



Year	Jan	Feb	Mar	Apr	May	Jun	Jul	Aug	Sep	Oct	Nov	Dec	Totals
2014	2,000	2,556	1,007	1,079	425	261	133	170	194	282	549	1,438	10,094
2015	2,358	3,035	1,870	1,009	577	241	97	150	188	239	236	1,272	11,272
2016	760	3,304	910	410	303	259	34	44	220	247	249	1,009	7,749
2017	1,221	3,042	1,769	292	363	314	52	23	240	295	737	777	9,125
2018	2,941	3,578	3,965	2,103	361	246	71	41	304	0	0	0	13,609
Totals	9,279	15,515	9,521	4,893	2,029	1,321	387	428	1,146	1,063	1,770	4,496	51,849

Place: [GUILLEN] GUILLEN 044
 900 S COTTON

Place Energy Profile



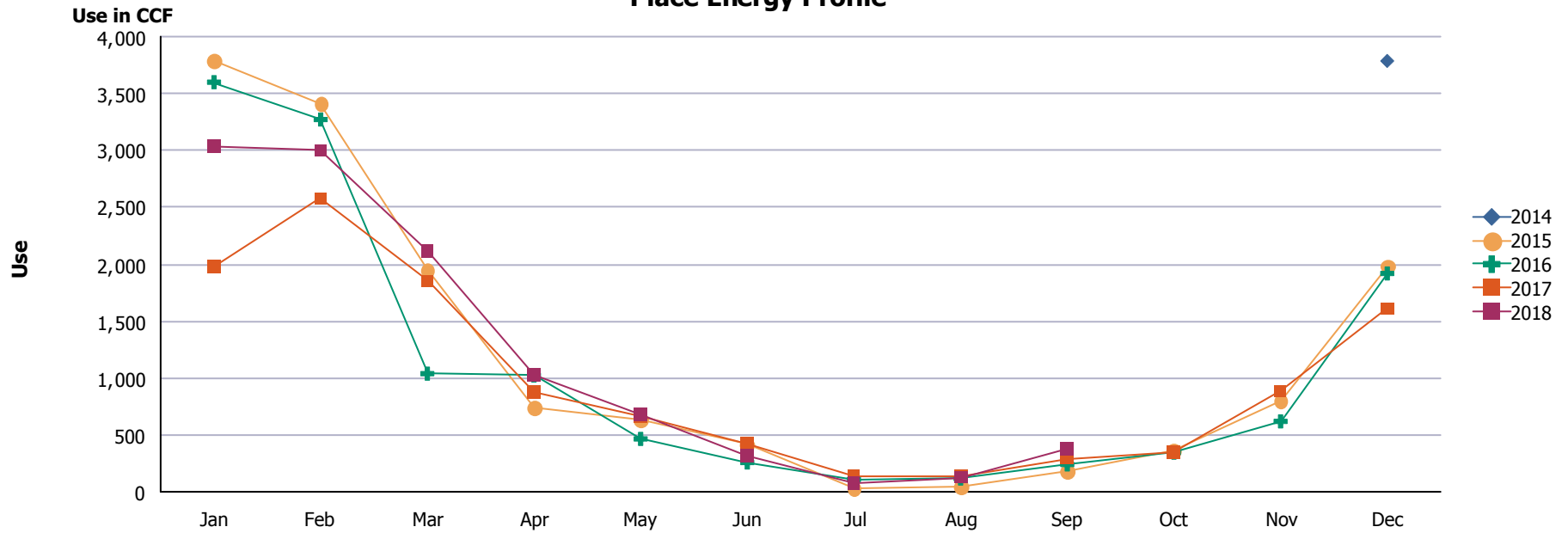
Year	Jan	Feb	Mar	Apr	May	Jun	Jul	Aug	Sep	Oct	Nov	Dec	Totals
2014	5,500	6,518	2,642	2,452	1,928	750	55	51	219	951	2,483	4,721	28,270
2015	7,786	7,308	4,650	2,211	392	292	168	193	239	643	2,184	4,376	30,442
2016	6,845	8,222	2,795	3,081	2,225	913	381	393	526	655	1,041	5,141	32,218
2017	5,143	6,749	4,850	1,519	540	595	337	306	480	601	1,091	2,621	24,832
2018	8,264	11,328	12,495	12,333	11,664	11,276	90	63	283	0	0	0	67,796
Totals	33,538	40,125	27,432	21,596	16,749	13,826	1,031	1,006	1,747	2,850	6,799	16,859	183,558

Place: [HART] HART

118

1110 S. PARK

Place Energy Profile



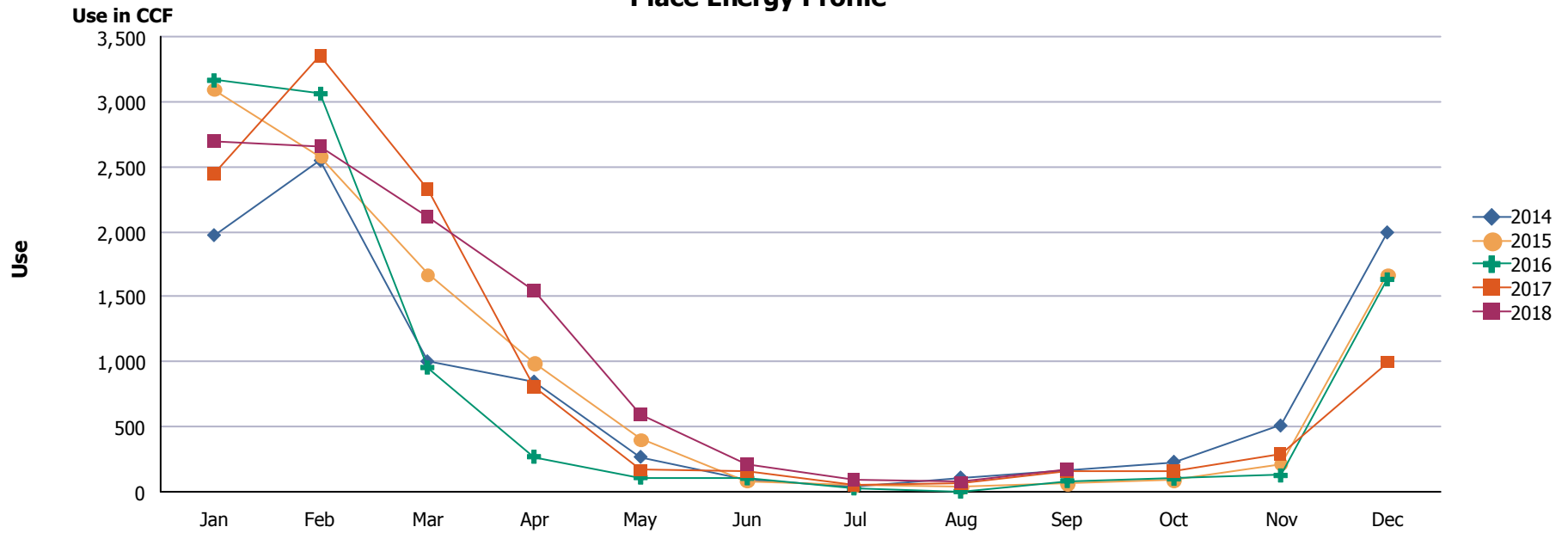
Year	Jan	Feb	Mar	Apr	May	Jun	Jul	Aug	Sep	Oct	Nov	Dec	Totals
2014	0	0	0	0	0	0	0	0	0	0	0	3,787	3,787
2015	3,784	3,415	1,942	743	630	416	31	48	181	361	798	1,983	14,332
2016	3,600	3,272	1,039	1,022	465	258	109	117	241	345	619	1,919	13,006
2017	1,974	2,574	1,851	880	660	424	142	139	293	352	885	1,608	11,782
2018	3,035	2,998	2,110	1,030	681	314	79	127	376	0	0	0	10,750
Totals	12,393	12,259	6,942	3,675	2,436	1,412	361	431	1,091	1,058	2,302	9,297	53,657

Place: [HAWKINS] HAWKINS

119

5816 STEVENSON

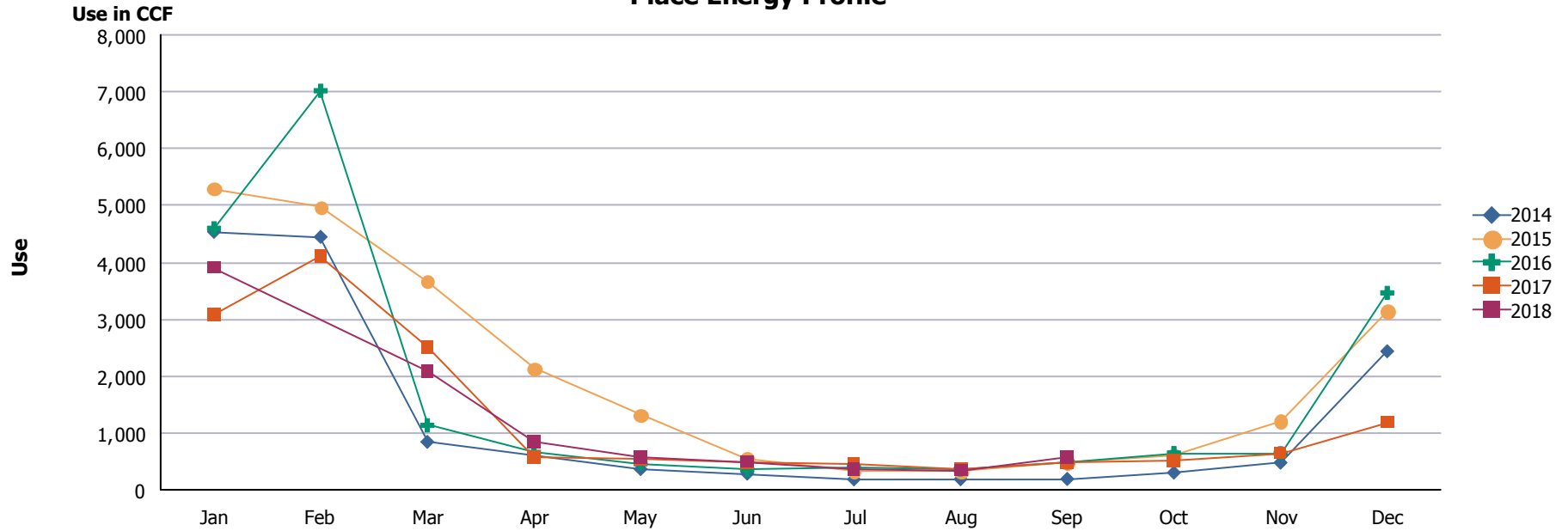
Place Energy Profile



Year	Jan	Feb	Mar	Apr	May	Jun	Jul	Aug	Sep	Oct	Nov	Dec	Totals
2014	1,974	2,548	1,004	848	269	89	43	110	0	231	510	1,995	9,621
2015	3,096	2,582	1,672	987	404	85	48	43	63	88	217	1,672	10,957
2016	3,164	3,061	956	270	110	104	27	2	84	100	126	1,634	9,638
2017	2,442	3,359	2,325	805	166	154	53	67	154	156	291	996	10,968
2018	2,699	2,655	2,110	1,548	596	210	92	74	170	0	0	0	10,154
Totals	13,375	14,205	8,067	4,458	1,545	642	263	296	471	575	1,144	6,297	51,338

Place: [HENDERSO] HENDERSON 041
 5505 COMANCHE

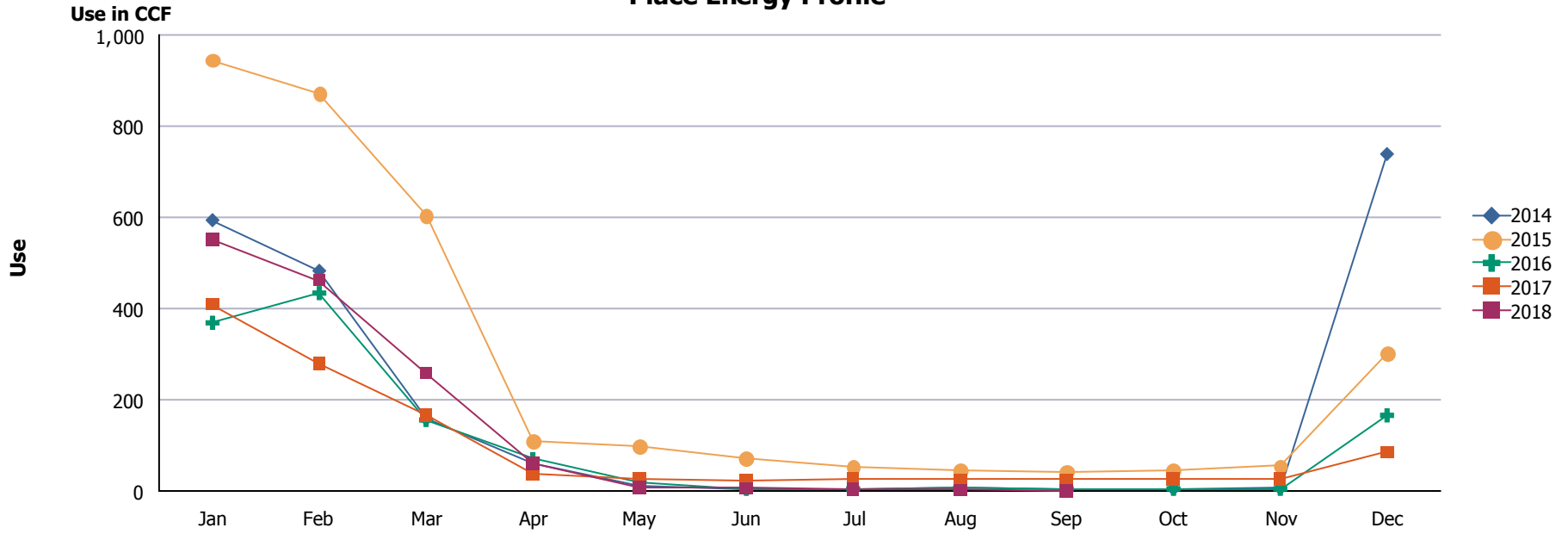
Place Energy Profile



Year	Jan	Feb	Mar	Apr	May	Jun	Jul	Aug	Sep	Oct	Nov	Dec	Totals
2014	4,539	4,449	844	596	366	285	185	188	192	303	479	2,438	14,864
2015	5,298	4,969	3,668	2,131	1,316	534	322	320	474	605	1,218	3,150	24,005
2016	4,600	7,019	1,135	659	461	352	405	359	483	647	644	3,464	20,228
2017	3,080	4,101	2,509	565	547	483	449	356	486	522	645	1,192	14,935
2018	3,909	0	2,091	841	584	495	370	343	567	0	0	0	9,200
Totals	21,426	20,538	10,247	4,792	3,274	2,149	1,731	1,566	2,202	2,077	2,986	10,244	83,232

Place: [HERCULES] HERCULES COTTAGES 141A
 5205 HERCULES

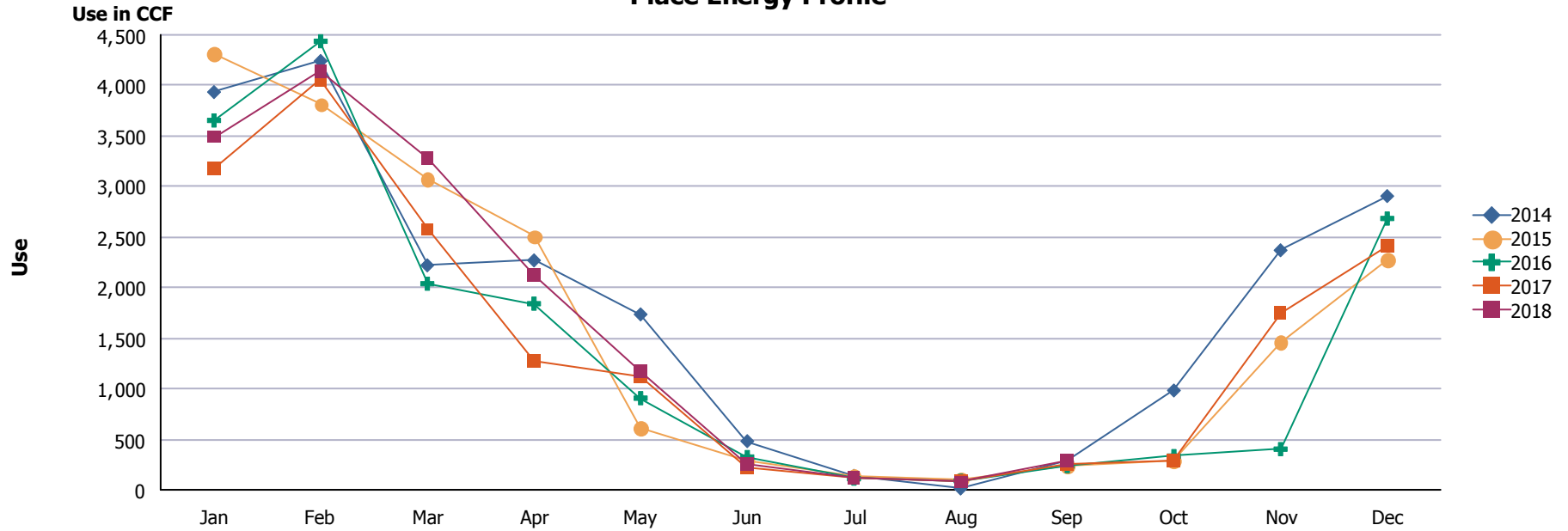
Place Energy Profile



Year	Jan	Feb	Mar	Apr	May	Jun	Jul	Aug	Sep	Oct	Nov	Dec	Totals
2014	594	483	158	59	10	5	4	6	5	5	6	739	2,074
2015	945	871	603	110	97	73	52	44	43	45	55	301	3,239
2016	369	434	156	70	20	5	5	6	5	5	5	166	1,246
2017	409	278	167	36	27	24	28	25	25	27	27	85	1,158
2018	551	462	258	60	7	6	5	2	0	0	0	0	1,351
Totals	2,868	2,528	1,342	335	161	113	94	83	78	82	93	1,291	9,068

Place: [HERRERA_1] HERRERA ELEMENTARY 174

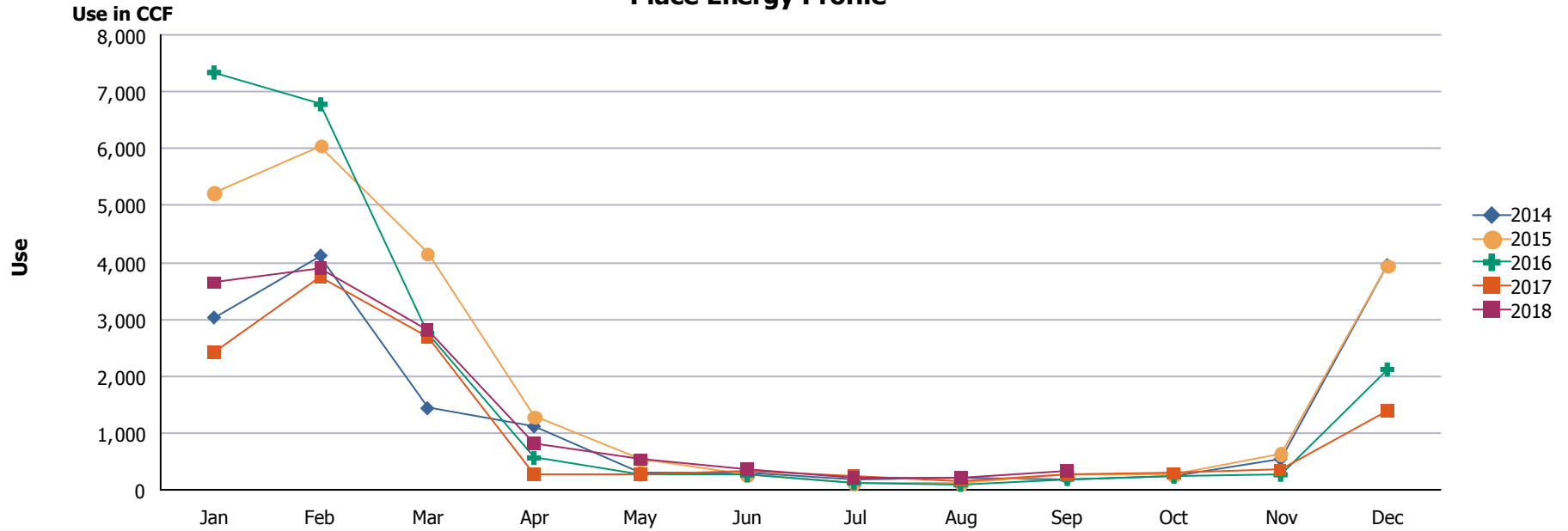
Place Energy Profile



Year	Jan	Feb	Mar	Apr	May	Jun	Jul	Aug	Sep	Oct	Nov	Dec	Totals
2014	3,935	4,242	2,221	2,270	1,736	482	139	13	281	983	2,370	2,906	21,578
2015	4,316	3,814	3,068	2,507	611	290	133	99	239	294	1,455	2,276	19,102
2016	3,654	4,438	2,039	1,842	907	325	111	90	235	334	403	2,684	17,062
2017	3,177	4,060	2,574	1,273	1,124	225	111	90	247	284	1,748	2,407	17,320
2018	3,488	4,145	3,273	2,119	1,173	255	119	77	283	0	0	0	14,932
Totals	18,570	20,699	13,175	10,011	5,551	1,577	613	369	1,285	1,895	5,976	10,273	89,994

Place: [HILLSIDE] HILLSIDE 121
 4500 CLIFTON

Place Energy Profile



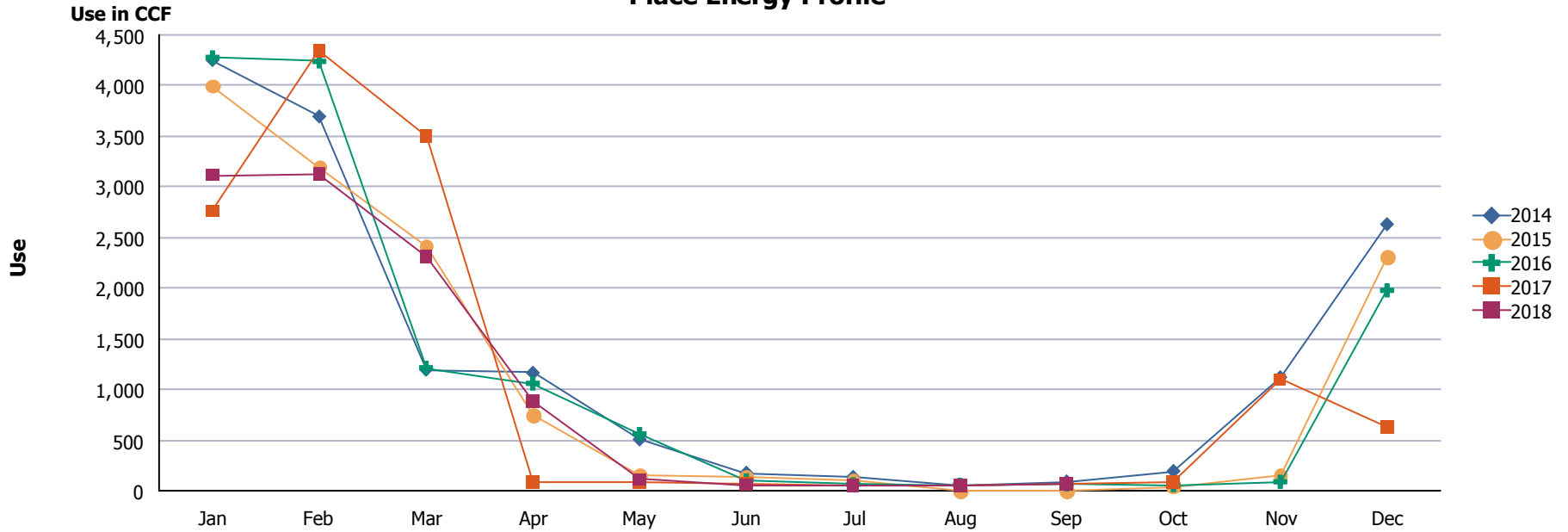
Year	Jan	Feb	Mar	Apr	May	Jun	Jul	Aug	Sep	Oct	Nov	Dec	Totals
2014	3,031	4,120	1,435	1,116	315	304	187	198	195	256	542	3,951	15,650
2015	5,215	6,053	4,153	1,285	529	266	113	117	261	263	627	3,943	22,825
2016	7,339	6,780	2,752	561	273	259	119	90	191	231	266	2,117	20,978
2017	2,416	3,731	2,697	278	281	344	240	163	277	287	350	1,399	12,463
2018	3,639	3,895	2,806	816	529	354	209	203	333	0	0	0	12,783
Totals	21,640	24,578	13,843	4,056	1,927	1,527	868	771	1,257	1,037	1,785	11,410	84,699

Place: [HOUSTON] HOUSTON

122

2851 GRANT

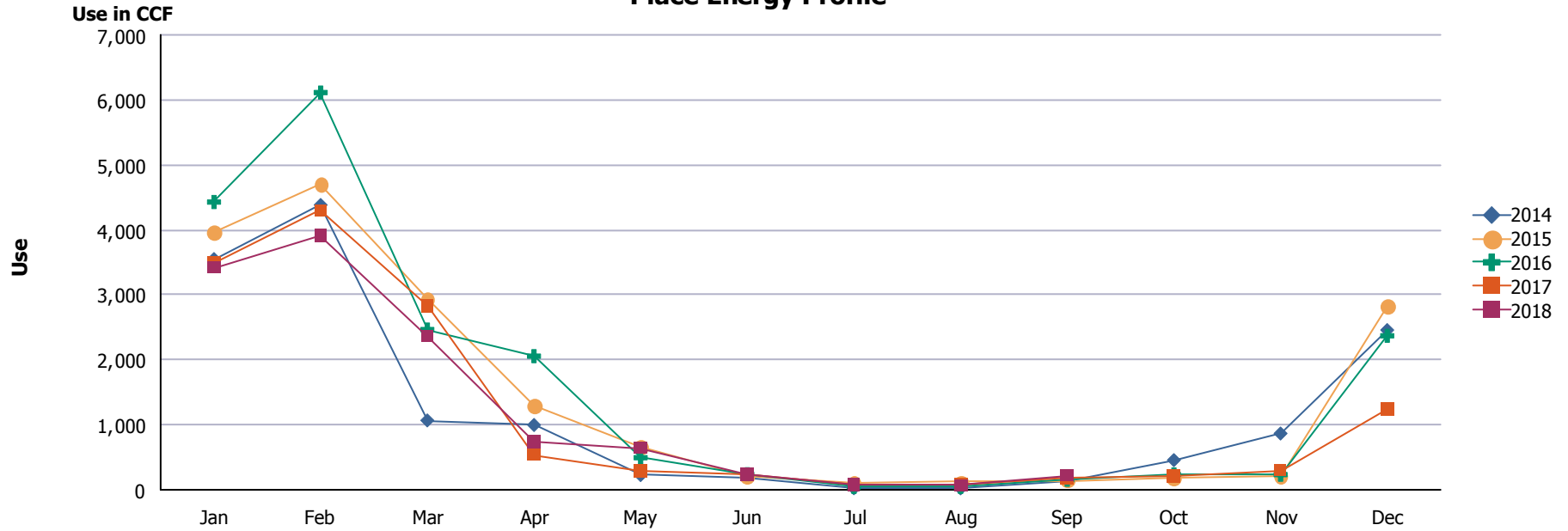
Place Energy Profile



Year	Jan	Feb	Mar	Apr	May	Jun	Jul	Aug	Sep	Oct	Nov	Dec	Totals
2014	4,253	3,696	1,197	1,165	507	178	137	43	92	195	1,121	2,632	15,216
2015	3,998	3,199	2,419	747	150	133	101	0	1	42	151	2,304	13,245
2016	4,279	4,239	1,214	1,060	560	103	64	59	64	57	89	1,979	13,767
2017	2,760	4,344	3,503	84	79	75	55	58	71	82	1,096	624	12,831
2018	3,114	3,127	2,314	882	112	58	45	48	67	0	0	0	9,767
Totals	18,404	18,605	10,647	3,938	1,408	547	402	208	295	376	2,457	7,539	64,826

Place: [HUGHEY] HUGHEY 123
 6201 HUGHEY

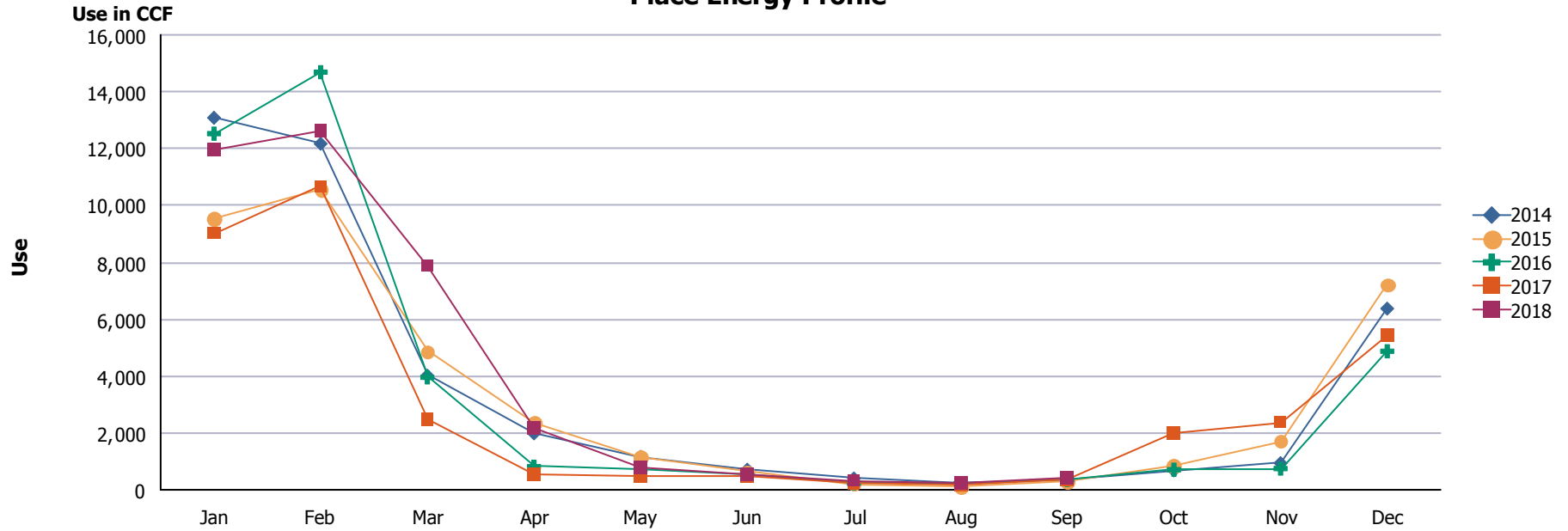
Place Energy Profile



Year	Jan	Feb	Mar	Apr	May	Jun	Jul	Aug	Sep	Oct	Nov	Dec	Totals
2014	3,552	4,384	1,069	998	228	191	26	23	142	458	867	2,459	14,397
2015	3,961	4,701	2,923	1,285	666	220	108	120	145	181	213	2,834	17,357
2016	4,429	6,114	2,466	2,057	496	241	46	46	156	237	234	2,371	18,893
2017	3,488	4,293	2,828	540	286	230	83	82	187	216	303	1,236	13,772
2018	3,421	3,906	2,361	733	644	237	73	68	222	0	0	0	11,665
Totals	18,850	23,398	11,647	5,613	2,320	1,119	336	339	852	1,092	1,616	8,900	76,083

Place: [IRVIN] IRVIN 008
 9465 ROANOKE

Place Energy Profile



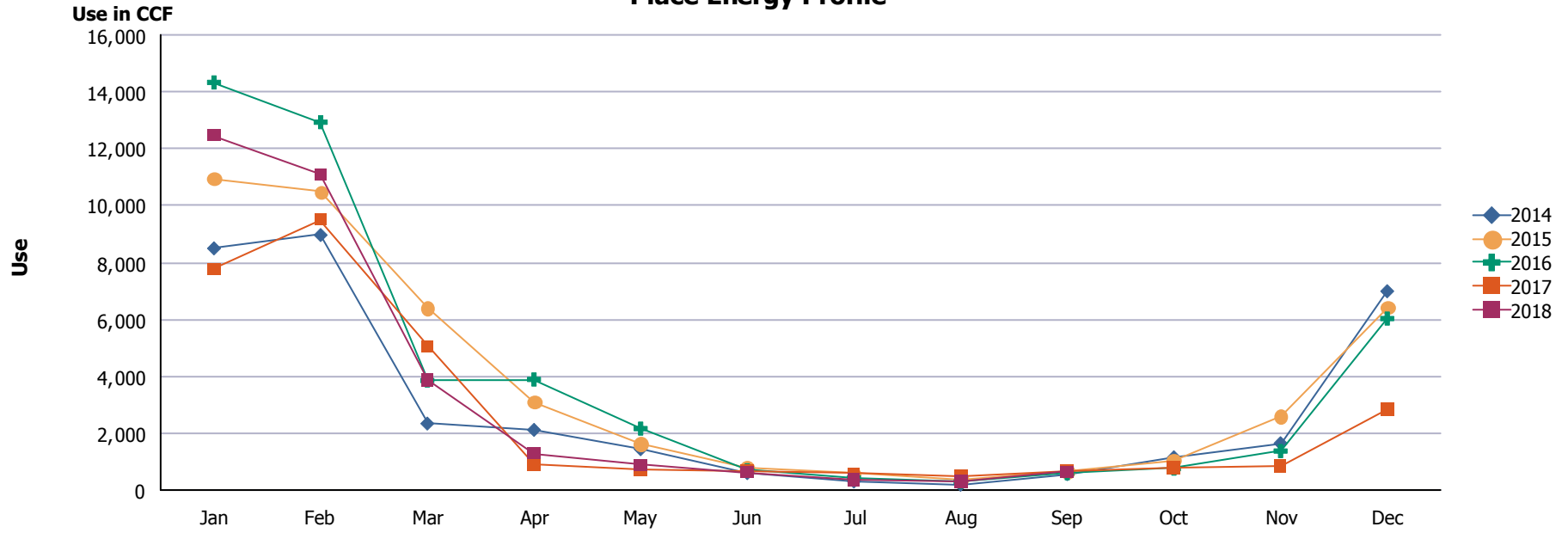
Year	Jan	Feb	Mar	Apr	May	Jun	Jul	Aug	Sep	Oct	Nov	Dec	Totals
2014	13,086	12,174	4,017	1,985	1,161	711	400	230	361	686	939	6,375	42,125
2015	9,534	10,560	4,862	2,356	1,141	634	209	119	318	834	1,719	7,223	39,509
2016	12,528	14,690	3,958	816	725	521	231	226	353	708	750	4,875	40,381
2017	9,020	10,665	2,476	559	498	468	219	197	355	1,984	2,382	5,423	34,246
2018	11,960	12,630	7,874	2,168	767	533	326	247	433	0	0	0	36,938
Totals	56,128	60,719	23,187	7,884	4,292	2,867	1,385	1,019	1,820	4,212	5,790	23,896	193,199

Place: [JEFFERSN] JEFFERSON

009

4700 ALAMEDA

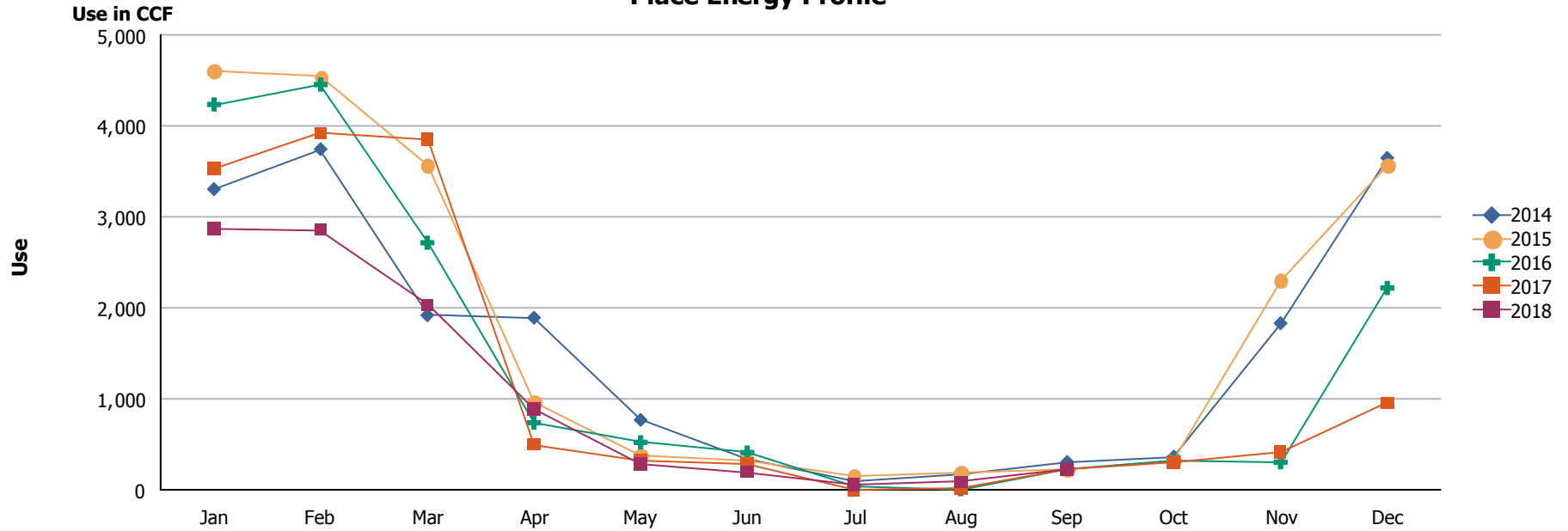
Place Energy Profile



Year	Jan	Feb	Mar	Apr	May	Jun	Jul	Aug	Sep	Oct	Nov	Dec	Totals
2014	8,498	8,967	2,340	2,117	1,440	598	303	190	564	1,155	1,648	6,992	34,812
2015	10,958	10,477	6,400	3,107	1,630	806	574	392	653	1,051	2,583	6,430	45,061
2016	14,332	12,934	3,854	3,890	2,164	697	429	292	596	755	1,373	6,030	47,346
2017	7,760	9,504	5,042	908	744	694	574	467	691	790	864	2,820	30,858
2018	12,467	11,086	3,856	1,297	875	628	343	285	636	0	0	0	31,473
Totals	54,015	52,968	21,492	11,319	6,853	3,423	2,223	1,626	3,140	3,751	6,468	22,272	189,550

Place: [JOHNSON] L.B. JOHNSON 155
 499 CABARET

Place Energy Profile

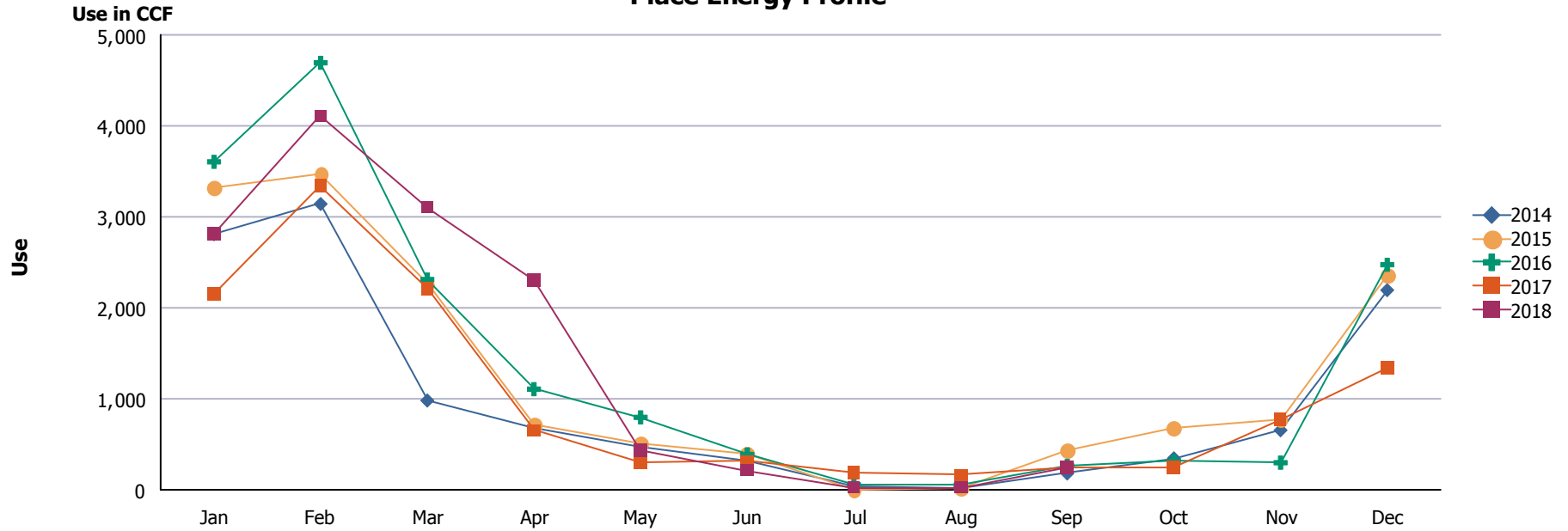


Year	Jan	Feb	Mar	Apr	May	Jun	Jul	Aug	Sep	Oct	Nov	Dec	Totals
2014	3,305	3,745	1,919	1,892	769	338	97	166	307	366	1,831	3,648	18,383
2015	4,603	4,538	3,568	964	371	321	146	191	217	327	2,300	3,564	21,110
2016	4,236	4,454	2,716	737	523	411	44	8	229	322	303	2,219	16,202
2017	3,528	3,918	3,855	498	322	282	0	16	220	302	421	954	14,316
2018	2,868	2,858	2,029	892	283	197	55	86	228	0	0	0	9,496
Totals	18,540	19,513	14,087	4,983	2,268	1,549	342	467	1,201	1,317	4,855	10,385	79,507

Place: [KOHLBERG] KOHLBERG ELEMENTARY

1445 NARDO GOODMAN

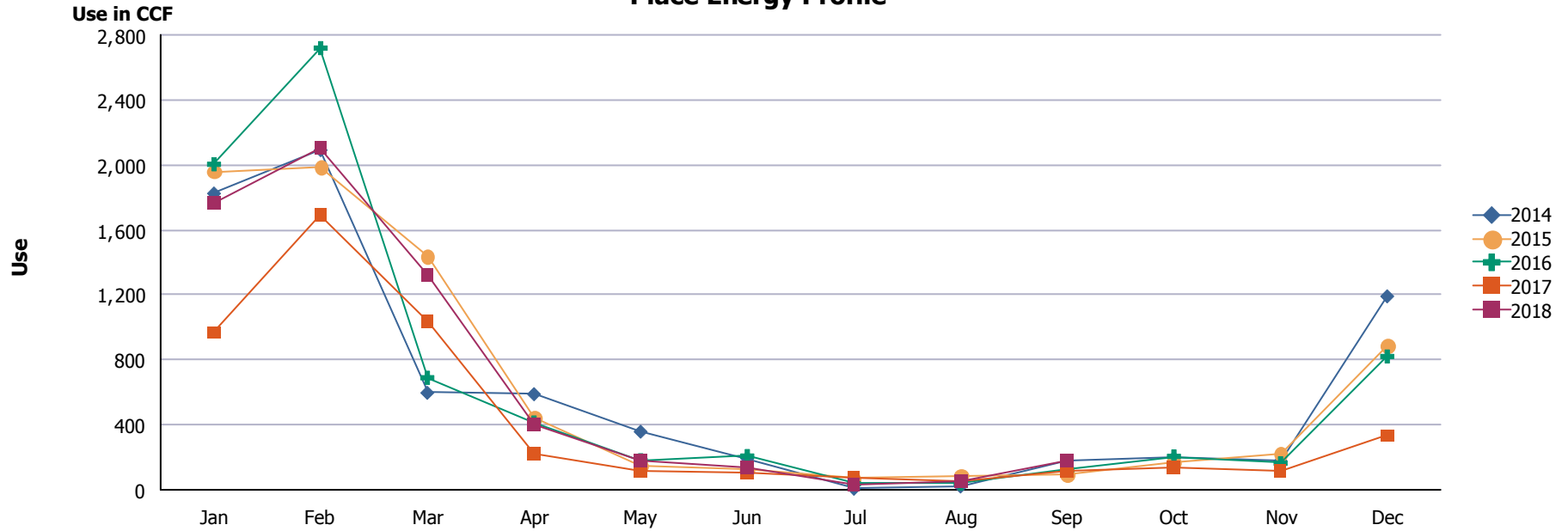
Place Energy Profile



Year	Jan	Feb	Mar	Apr	May	Jun	Jul	Aug	Sep	Oct	Nov	Dec	Totals
2014	2,809	3,142	982	682	466	322	34	24	180	347	655	2,195	11,838
2015	3,327	3,476	2,256	713	513	391	0	23	429	682	768	2,359	14,937
2016	3,605	4,694	2,311	1,107	797	389	56	50	264	316	299	2,474	16,362
2017	2,146	3,341	2,209	652	298	312	189	163	238	243	779	1,345	11,915
2018	2,806	4,106	3,104	2,302	430	216	27	28	241	0	0	0	13,260
Totals	14,693	18,759	10,862	5,456	2,504	1,630	306	288	1,352	1,588	2,501	8,373	68,312

Place: [LAMAR] LAMAR 125
 1440 CLIFF

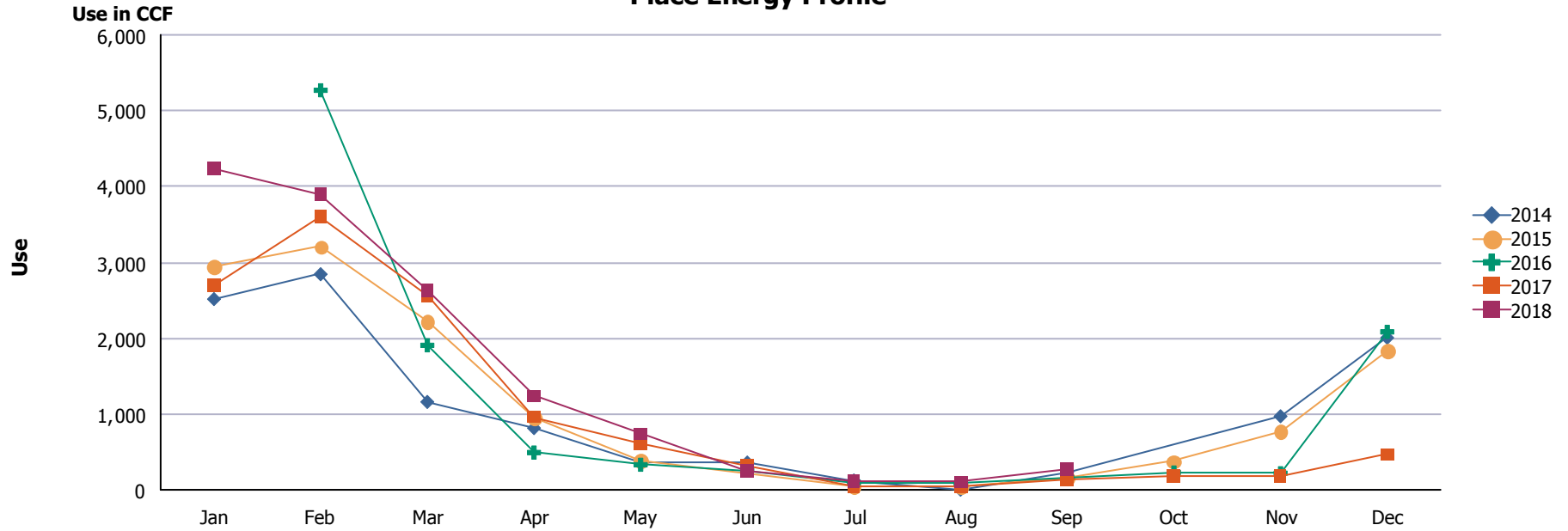
Place Energy Profile



Year	Jan	Feb	Mar	Apr	May	Jun	Jul	Aug	Sep	Oct	Nov	Dec	Totals
2014	1,824	2,091	597	589	358	192	7	21	179	196	178	1,191	7,423
2015	1,959	1,984	1,434	446	148	122	70	89	92	167	221	888	7,620
2016	2,004	2,719	690	415	182	208	37	39	124	206	164	821	7,609
2017	968	1,690	1,034	220	118	101	72	49	113	138	115	334	4,952
2018	1,765	2,105	1,321	404	179	134	33	53	178	0	0	0	6,172
Totals	8,520	10,589	5,076	2,074	985	757	219	251	686	707	678	3,234	33,776

Place: [LEE] LEE 150
 7710 PANDORA

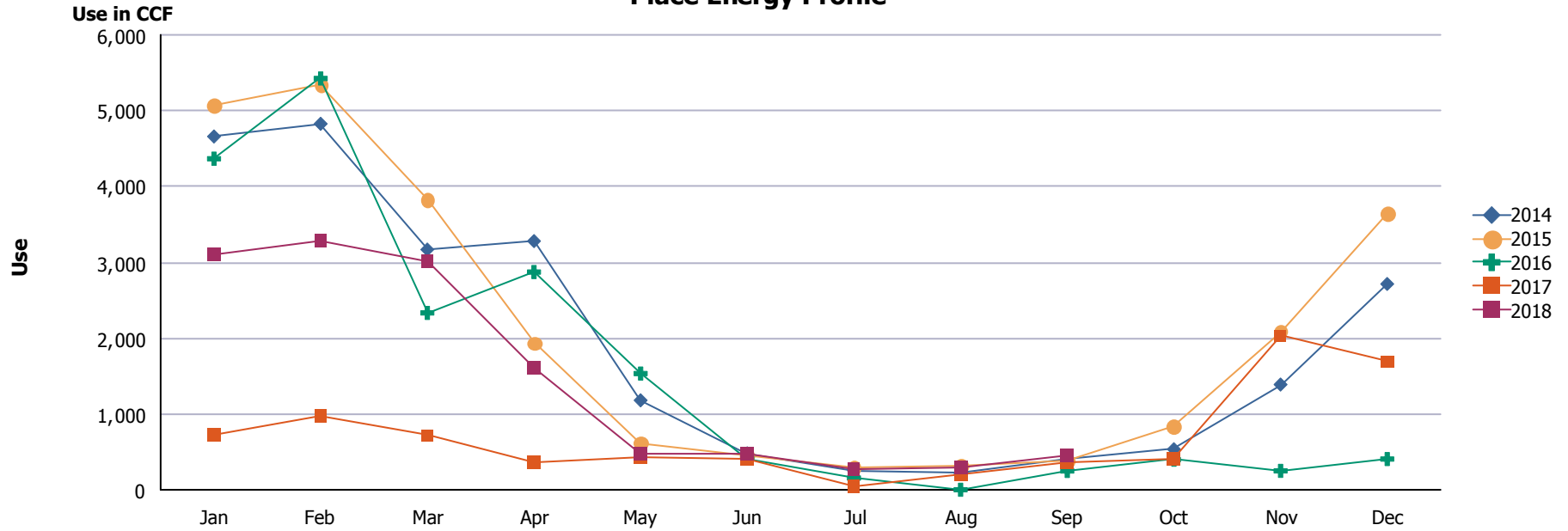
Place Energy Profile



Year	Jan	Feb	Mar	Apr	May	Jun	Jul	Aug	Sep	Oct	Nov	Dec	Totals
2014	2,516	2,844	1,160	814	366	361	124	2	235	0	971	2,006	11,399
2015	2,940	3,206	2,212	947	381	0	42	50	156	375	764	1,835	12,908
2016	0	5,270	1,907	492	331	259	97	82	161	229	220	2,084	11,132
2017	2,687	3,606	2,559	960	619	327	39	39	132	189	189	465	11,811
2018	4,231	3,895	2,624	1,237	738	253	111	104	276	0	0	0	13,469
Totals	12,374	18,821	10,462	4,450	2,435	1,200	413	277	960	793	2,144	6,390	60,719

Place: [LINCOLN] LINCOLN 051
 500 MULBERRY

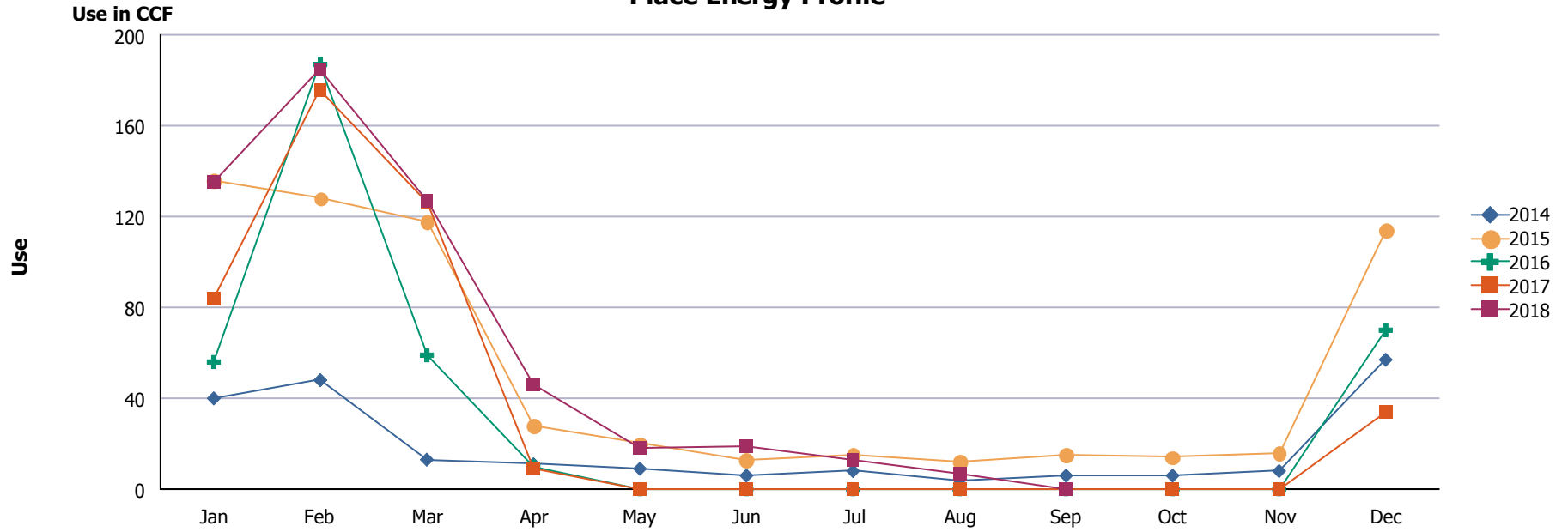
Place Energy Profile



Year	Jan	Feb	Mar	Apr	May	Jun	Jul	Aug	Sep	Oct	Nov	Dec	Totals
2014	4,661	4,828	3,170	3,281	1,181	482	253	215	403	536	1,389	2,716	23,115
2015	5,073	5,342	3,825	1,937	622	460	295	316	379	843	2,092	3,644	24,828
2016	4,368	5,426	2,334	2,873	1,534	413	156	2	250	398	251	406	18,411
2017	718	976	714	356	422	398	49	200	362	405	2,028	1,689	8,317
2018	3,106	3,282	3,016	1,613	477	470	275	291	445	0	0	0	12,975
Totals	17,926	19,854	13,059	10,060	4,236	2,223	1,028	1,024	1,839	2,182	5,760	8,455	87,646

Place: [LIVE MAT] LIVE MATERIAL CENTER 929
 1300 WAINWRIGHT

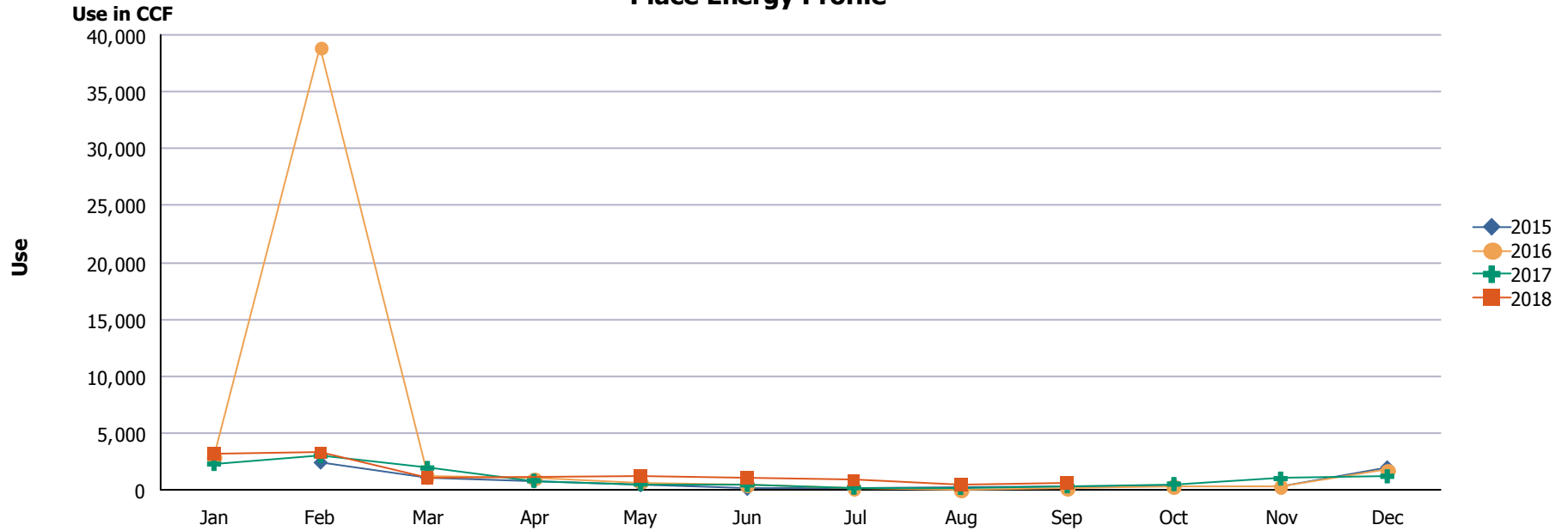
Place Energy Profile



Year	Jan	Feb	Mar	Apr	May	Jun	Jul	Aug	Sep	Oct	Nov	Dec	Totals
2014	40	48	13	11	9	6	8	4	6	6	8	57	216
2015	136	128	118	28	20	13	15	12	15	14	16	114	629
2016	56	187	59	10	0	0	0	0	0	0	0	70	382
2017	84	176	126	9	0	0	0	0	0	0	0	34	429
2018	135	185	127	46	18	19	13	7	0	0	0	0	550
Totals	451	724	443	104	47	38	36	23	21	20	24	275	2,206

Place: [LOGAN] LOGAN 128
 3200 ELLERTHORPE

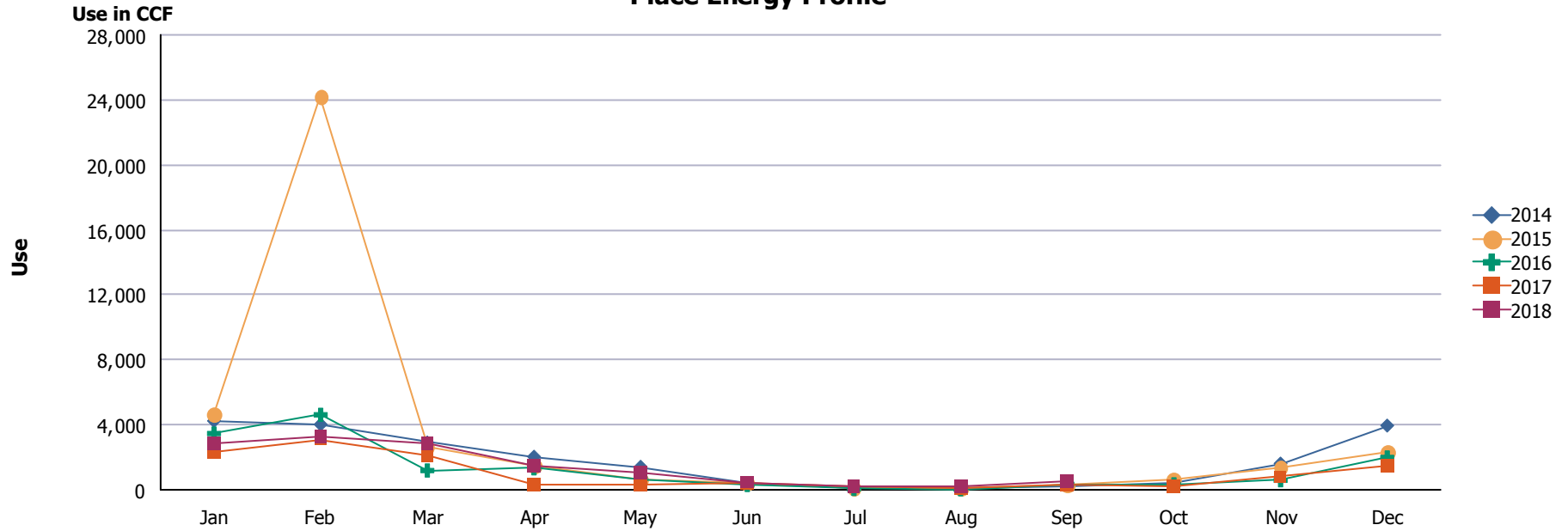
Place Energy Profile



Year	Jan	Feb	Mar	Apr	May	Jun	Jul	Aug	Sep	Oct	Nov	Dec	Totals
2015	0	2,402	1,039	751	414	84	222	0	227	344	315	1,984	7,782
2016	2,914	38,888	1,238	985	673	405	104	0	149	331	339	1,750	47,776
2017	2,276	2,997	1,923	802	523	435	200	170	317	513	994	1,191	12,341
2018	3,181	3,256	1,107	0	1,212	1,093	844	465	569	0	0	0	11,727
Totals	8,371	47,543	5,307	2,538	2,822	2,017	1,370	635	1,262	1,188	1,648	4,925	79,626

Place: [LUNDY_2] LUNDY 177

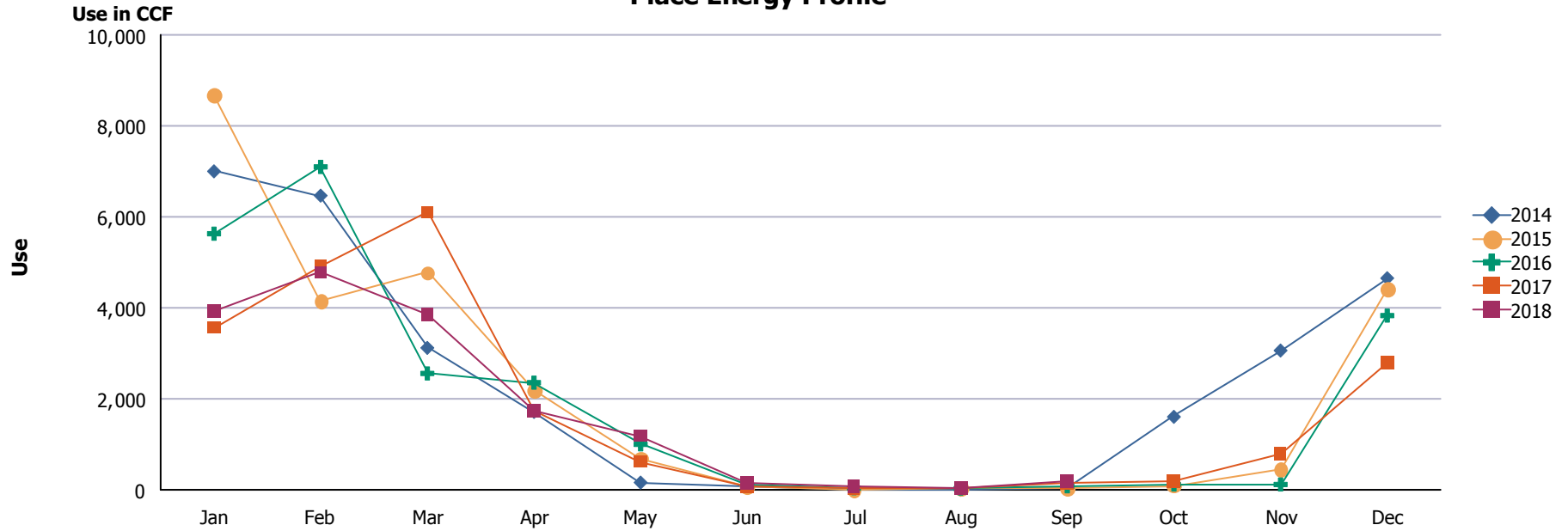
Place Energy Profile



Year	Jan	Feb	Mar	Apr	May	Jun	Jul	Aug	Sep	Oct	Nov	Dec	Totals
2014	4,243	4,028	2,915	2,043	1,419	395	106	60	257	407	1,621	3,957	21,451
2015	4,638	24,183	2,637	1,454	613	457	74	81	274	614	1,336	2,325	38,686
2016	3,466	4,620	1,193	1,325	683	298	53	39	348	345	587	1,994	14,951
2017	2,286	3,102	2,089	281	316	376	186	112	315	214	799	1,496	11,572
2018	2,822	3,311	2,827	1,454	1,028	470	217	230	512	0	0	0	12,871
Totals	17,455	39,244	11,661	6,557	4,059	1,996	636	522	1,706	1,580	4,343	9,772	99,531

Place: [MAC] MACARTHUR 129
 8101 WHITUS

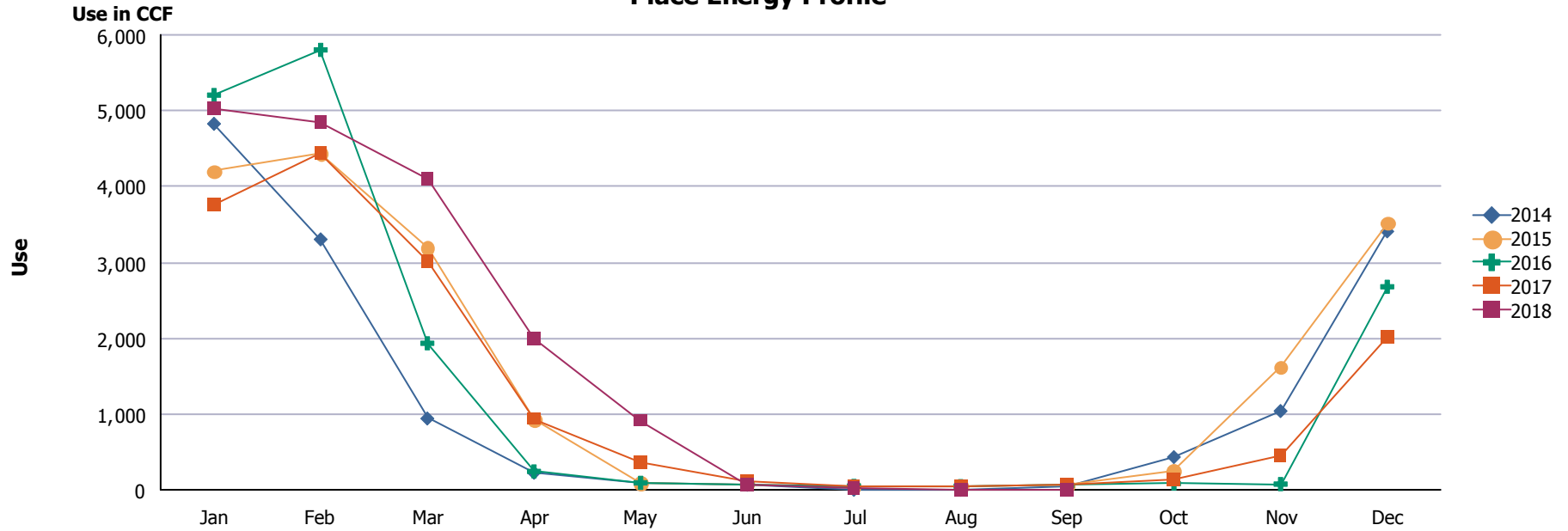
Place Energy Profile



Year	Jan	Feb	Mar	Apr	May	Jun	Jul	Aug	Sep	Oct	Nov	Dec	Totals
2014	7,002	6,468	3,121	1,714	161	57	17	0	41	1,606	3,063	4,654	27,904
2015	8,693	4,150	4,777	2,195	693	83	0	44	44	93	455	4,405	25,632
2016	5,631	7,099	2,559	2,357	1,000	98	37	29	79	119	119	3,831	22,958
2017	3,565	4,898	6,099	1,743	620	76	30	36	145	179	782	2,793	20,966
2018	3,930	4,777	3,855	1,742	1,185	154	79	48	181	0	0	0	15,951
Totals	28,821	27,392	20,411	9,751	3,659	468	163	157	490	1,997	4,419	15,683	113,411

Place: [MAGOFFIN] MAGOFFIN 047
 4931 HERCULES

Place Energy Profile

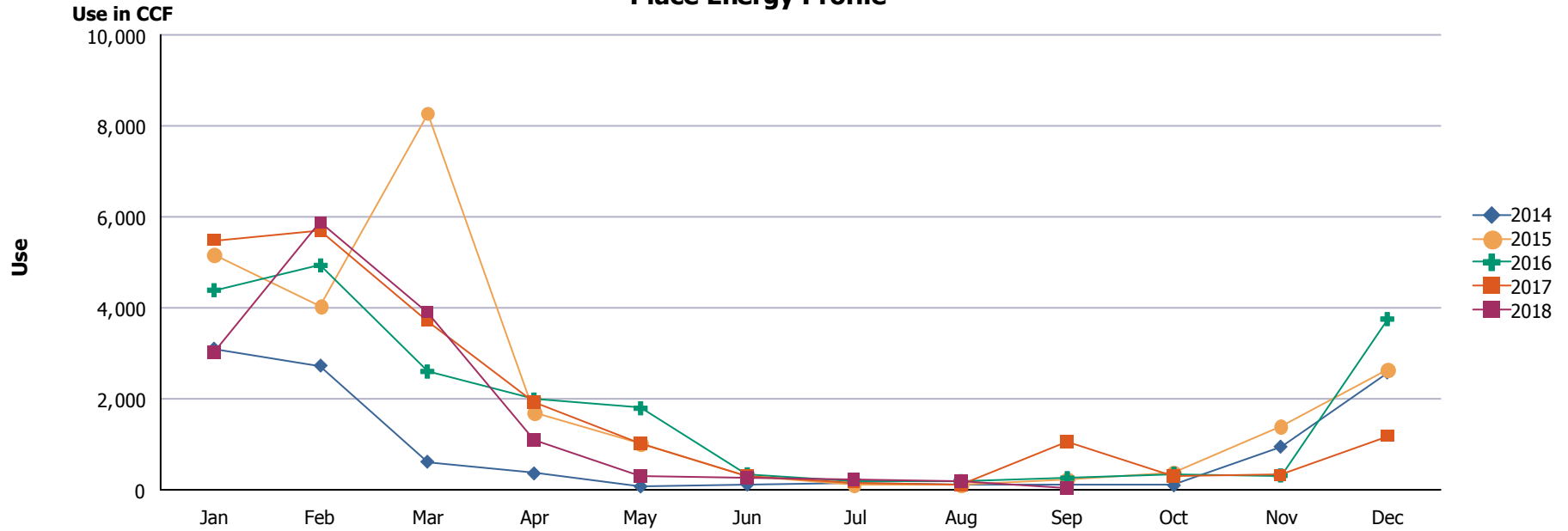


Year	Jan	Feb	Mar	Apr	May	Jun	Jul	Aug	Sep	Oct	Nov	Dec	Totals
2014	4,828	3,304	941	226	85	67	0	0	34	432	1,040	3,409	14,366
2015	4,201	4,432	3,195	921	97	79	47	46	59	246	1,619	3,518	18,460
2016	5,207	5,803	1,933	244	93	73	53	49	57	82	76	2,679	16,349
2017	3,755	4,433	3,012	937	370	119	52	52	64	134	449	2,013	15,390
2018	5,030	4,848	4,103	1,993	914	67	19	0	4	0	0	0	16,978
Totals	23,021	22,820	13,184	4,321	1,559	405	171	147	218	894	3,184	11,619	81,542

Place: [MAGOFFINNEWMIDDLESCHOOL] MAGOFFIN NEW MIDDLE SCHOOL

4931 Hercules

Place Energy Profile

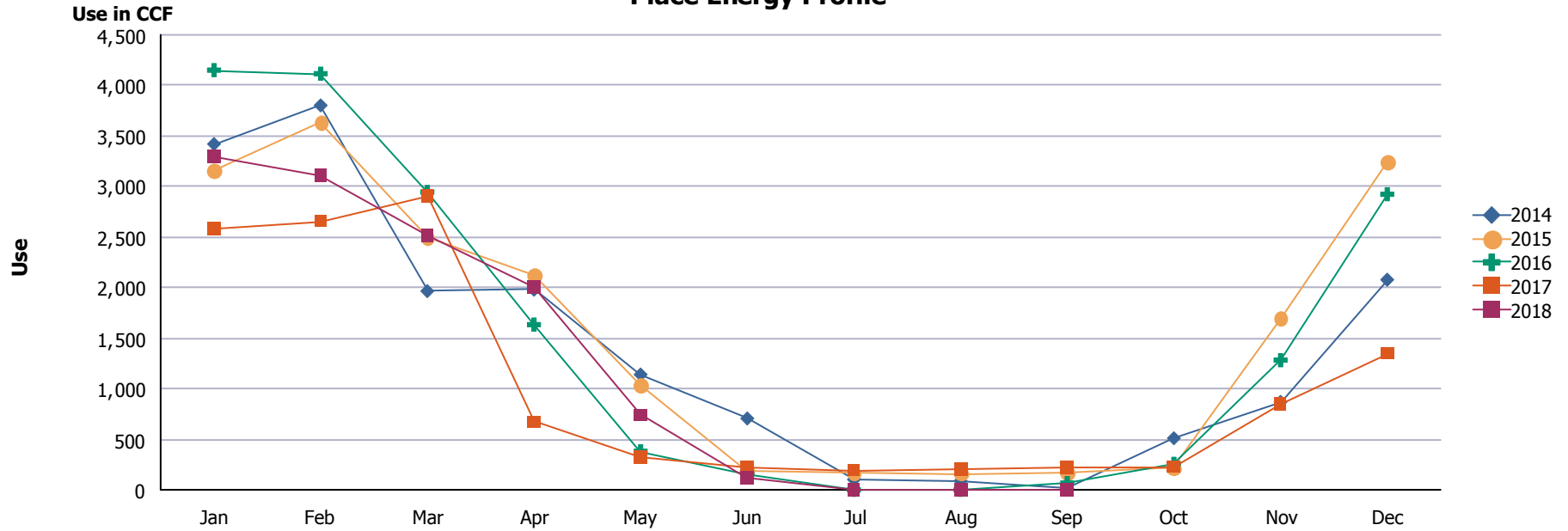


Year	Jan	Feb	Mar	Apr	May	Jun	Jul	Aug	Sep	Oct	Nov	Dec	Totals
2014	3,104	2,732	619	362	75	118	149	119	104	101	950	2,582	11,015
2015	5,165	4,044	8,283	1,688	1,008	318	114	115	245	377	1,403	2,649	25,409
2016	4,389	4,934	2,601	1,986	1,793	342	196	191	258	354	317	3,754	21,115
2017	5,488	5,698	3,715	1,921	1,029	308	169	115	1,057	298	325	1,188	21,311
2018	3,006	5,871	3,903	1,087	308	252	228	201	40	0	0	0	14,896
Totals	21,152	23,279	19,121	7,044	4,213	1,338	856	741	1,704	1,130	2,995	10,173	93,746

Place: [MAXINE] MAXINE SILVA HEALTH MAGNET 011

121 VAL VERDE

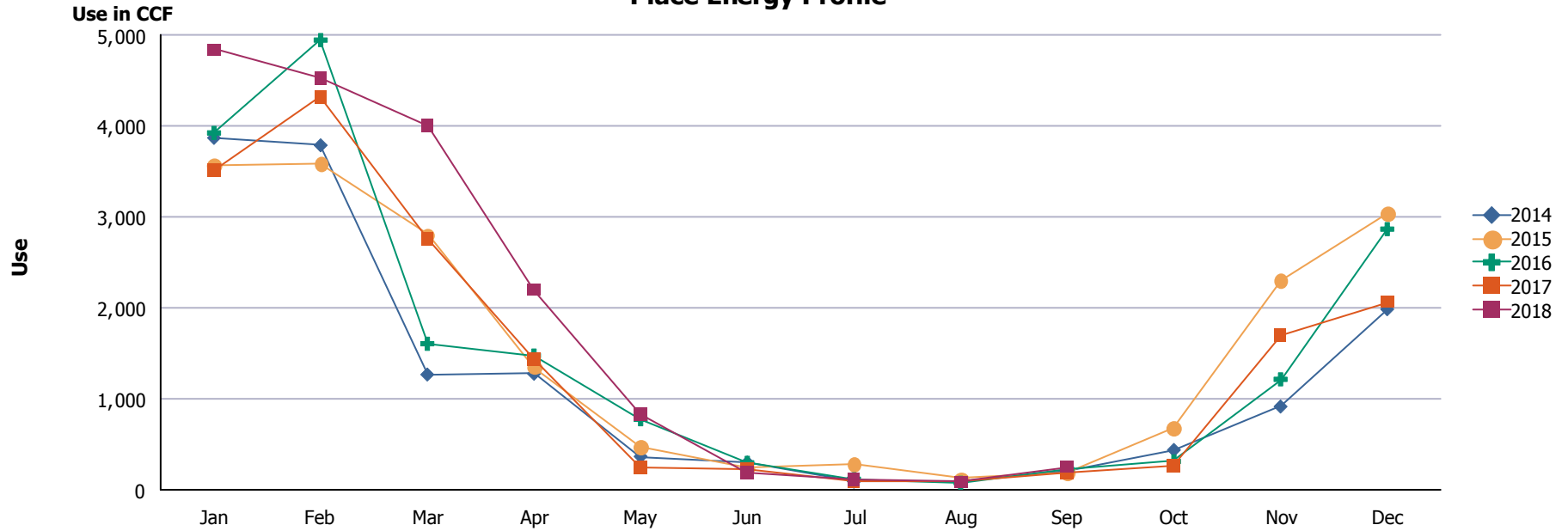
Place Energy Profile



Year	Jan	Feb	Mar	Apr	May	Jun	Jul	Aug	Sep	Oct	Nov	Dec	Totals
2014	3,421	3,803	1,966	1,980	1,141	706	103	88	14	511	870	2,079	16,682
2015	3,161	3,635	2,497	2,122	1,038	182	163	160	171	213	1,696	3,241	18,279
2016	4,152	4,117	2,946	1,635	381	155	0	0	67	258	1,283	2,924	17,918
2017	2,579	2,656	2,907	671	324	216	195	198	224	228	848	1,350	12,396
2018	3,290	3,107	2,510	2,007	739	117	1	0	1	0	0	0	11,772
Totals	16,603	17,318	12,826	8,415	3,623	1,376	462	446	477	1,210	4,697	9,594	77,047

Place: [MESITA] MESITA 130
 500 ALETHEA

Place Energy Profile



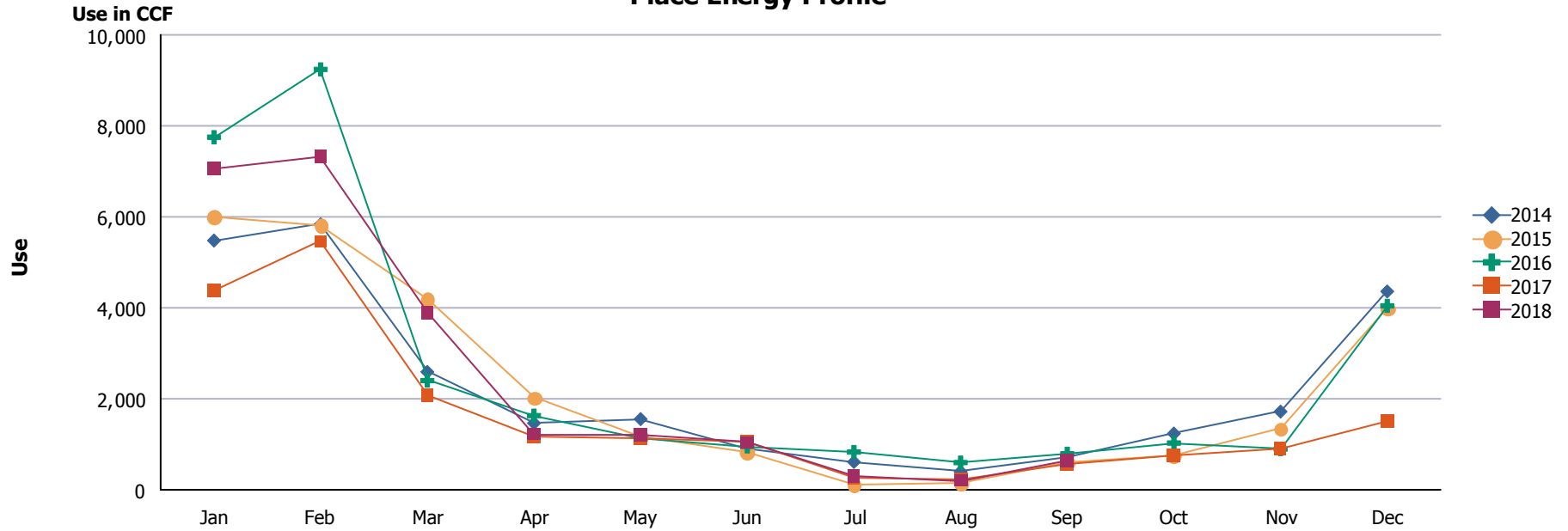
Year	Jan	Feb	Mar	Apr	May	Jun	Jul	Aug	Sep	Oct	Nov	Dec	Totals
2014	3,869	3,787	1,268	1,276	367	301	90	97	207	438	916	1,985	14,601
2015	3,562	3,590	2,804	1,349	466	236	286	125	188	675	2,308	3,044	18,633
2016	3,923	4,944	1,606	1,476	776	297	117	78	227	313	1,215	2,866	17,838
2017	3,504	4,324	2,756	1,432	251	225	92	85	180	261	1,696	2,066	16,872
2018	4,842	4,528	3,995	2,198	833	193	109	85	254	0	0	0	17,037
Totals	19,700	21,173	12,429	7,731	2,693	1,252	694	470	1,056	1,687	6,135	9,961	84,981

Place: [MOREHEAD] MOREHEAD

046

5625 CONFETTI

Place Energy Profile

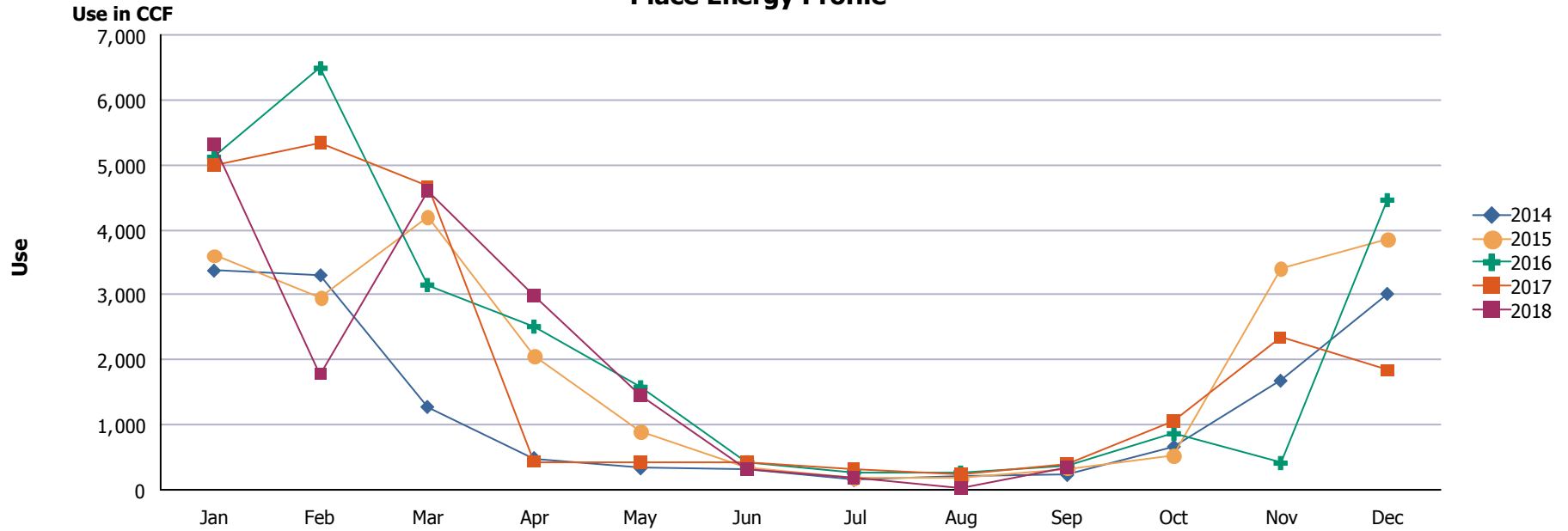


Year	Jan	Feb	Mar	Apr	May	Jun	Jul	Aug	Sep	Oct	Nov	Dec	Totals
2014	5,480	5,838	2,593	1,466	1,556	903	613	400	723	1,237	1,720	4,362	26,891
2015	6,004	5,823	4,180	2,024	1,167	833	118	138	614	760	1,340	3,983	26,984
2016	7,752	9,244	2,402	1,633	1,147	957	832	600	796	1,030	898	4,046	31,337
2017	4,384	5,455	2,070	1,176	1,139	1,072	270	215	563	760	894	1,517	19,515
2018	7,060	7,314	3,891	1,226	1,197	1,038	315	205	629	0	0	0	22,875
Totals	30,680	33,674	15,136	7,525	6,206	4,803	2,148	1,558	3,325	3,787	4,852	13,908	127,602

Place: [MOYE_2] HR MOYE

4825 Alps Dr

Place Energy Profile

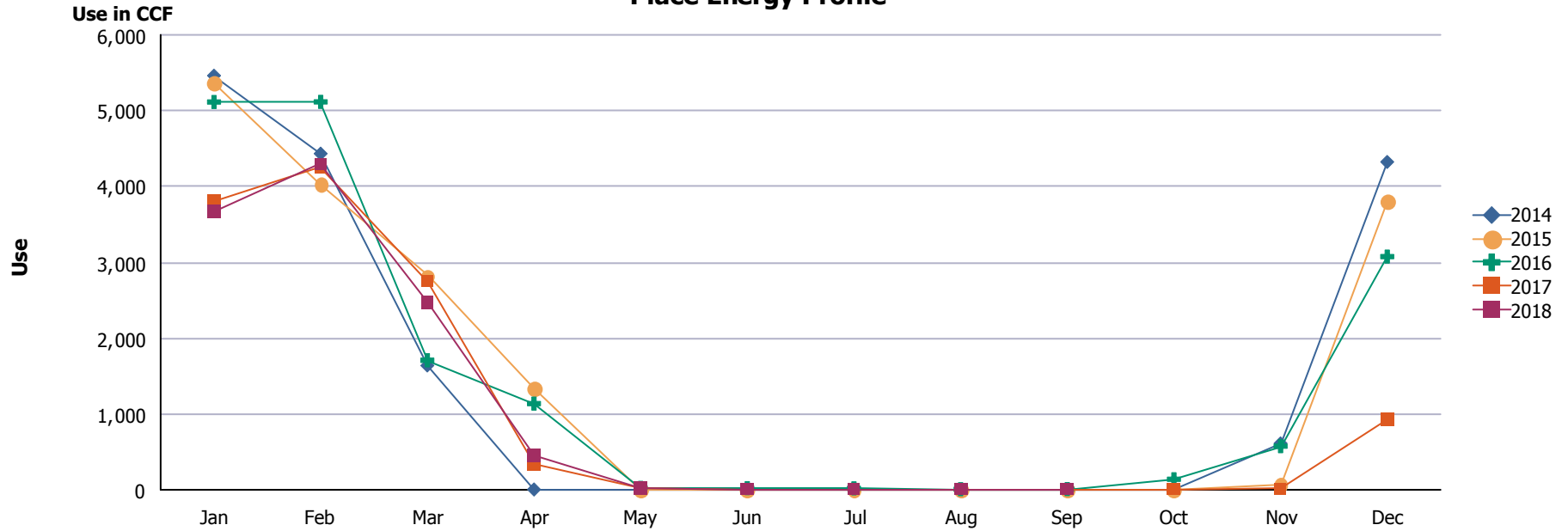


Year	Jan	Feb	Mar	Apr	May	Jun	Jul	Aug	Sep	Oct	Nov	Dec	Totals
2014	3,373	3,302	1,276	488	331	320	151	202	229	665	1,679	3,016	15,032
2015	3,609	2,964	4,209	2,052	902	355	176	175	330	527	3,399	3,848	22,546
2016	5,119	6,487	3,152	2,512	1,579	424	273	266	374	863	412	4,458	25,919
2017	4,985	5,335	4,665	434	416	419	319	237	396	1,056	2,339	1,837	22,438
2018	5,310	1,783	4,590	2,979	1,456	318	178	28	347	0	0	0	16,989
Totals	22,396	19,871	17,892	8,465	4,684	1,836	1,097	908	1,676	3,111	7,829	13,159	102,923

Place: [MULTI-MEDIA CENTER] MULTI-MEDIA CENTER

4864 DONIPHAN

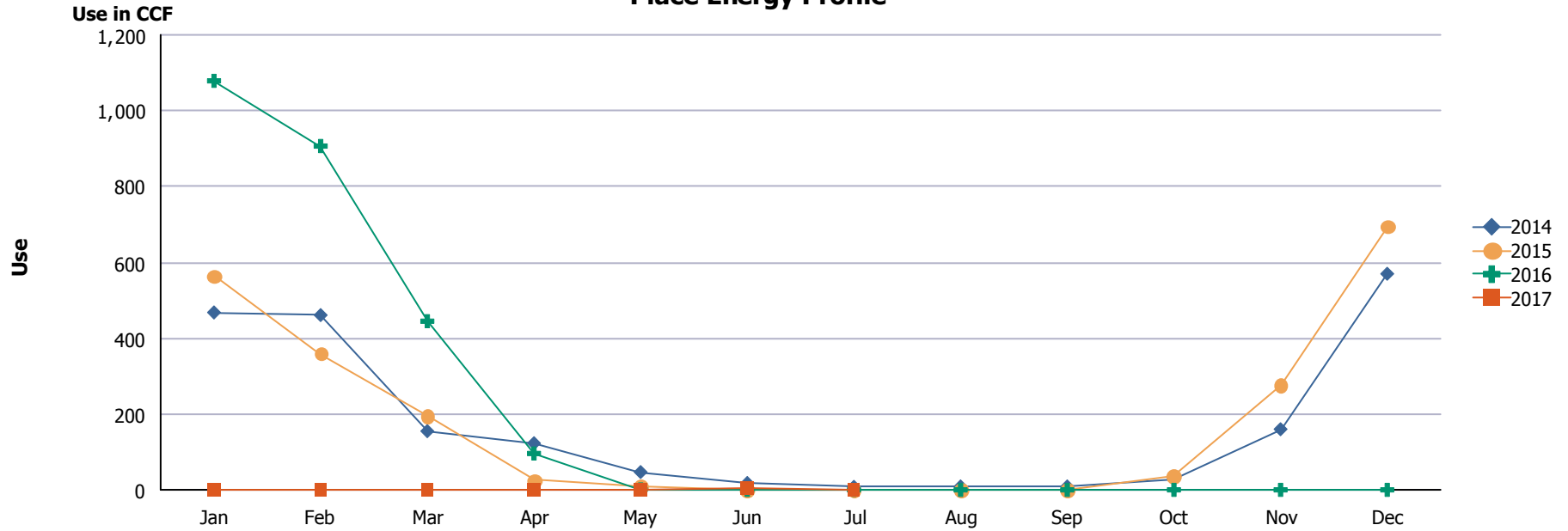
Place Energy Profile



Year	Jan	Feb	Mar	Apr	May	Jun	Jul	Aug	Sep	Oct	Nov	Dec	Totals
2014	5,463	4,435	1,640	5	0	0	0	0	0	0	613	4,325	16,481
2015	5,371	4,034	2,821	1,332	0	1	0	3	3	2	70	3,806	17,443
2016	5,116	5,117	1,709	1,138	27	23	20	9	10	140	576	3,077	16,962
2017	3,799	4,263	2,750	329	15	11	8	9	10	9	13	927	12,143
2018	3,674	4,291	2,464	448	17	11	9	8	10	0	0	0	10,932
Totals	23,423	22,140	11,384	3,252	59	46	37	29	33	151	1,272	12,135	73,961

Place: [NE AREA OFFICES] N.E. AREA OFFICES 882
 5012 MARIE TOBIN

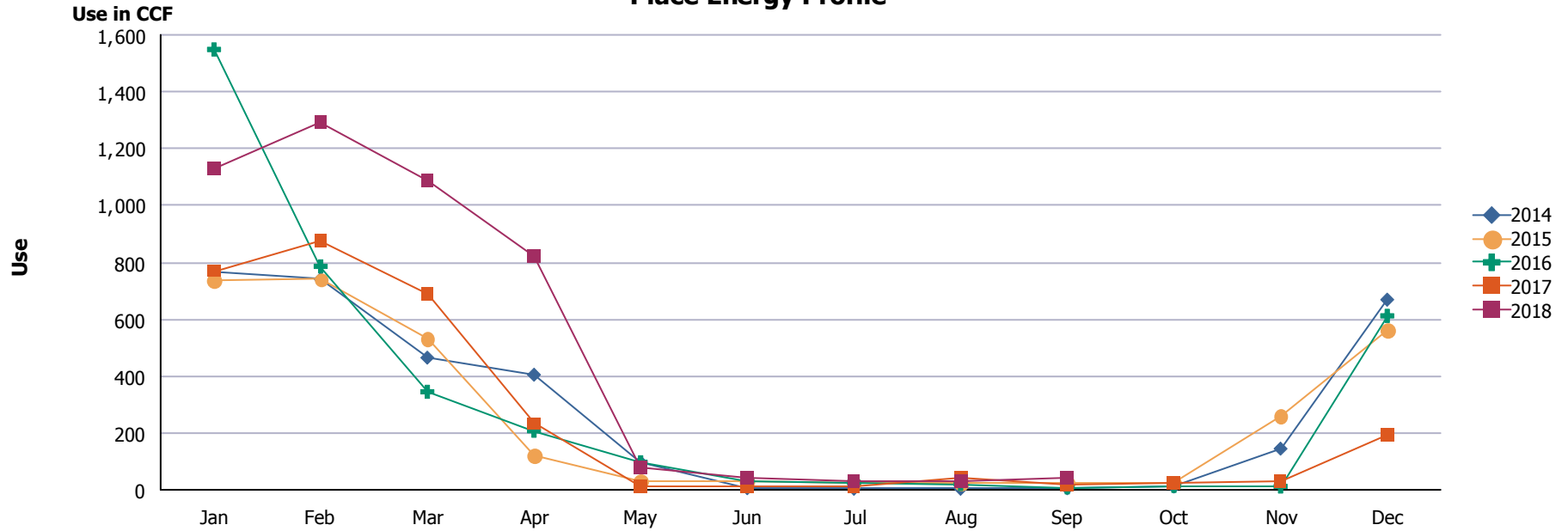
Place Energy Profile



Year	Jan	Feb	Mar	Apr	May	Jun	Jul	Aug	Sep	Oct	Nov	Dec	Totals
2014	468	461	155	123	47	18	8	9	9	29	160	570	2,057
2015	564	360	195	25	10	1	0	0	0	35	275	695	2,160
2016	1,079	907	445	96	1	0	0	0	0	0	0	0	2,528
2017	0	0	0	0	0	3	0	0	0	0	0	0	3
Totals	2,111	1,728	795	244	58	22	8	9	9	64	435	1,265	6,748

Place: [NE TRANSPORTATION] N.E. TRANSPORTATION 826
 TRANS MOUNTAIN

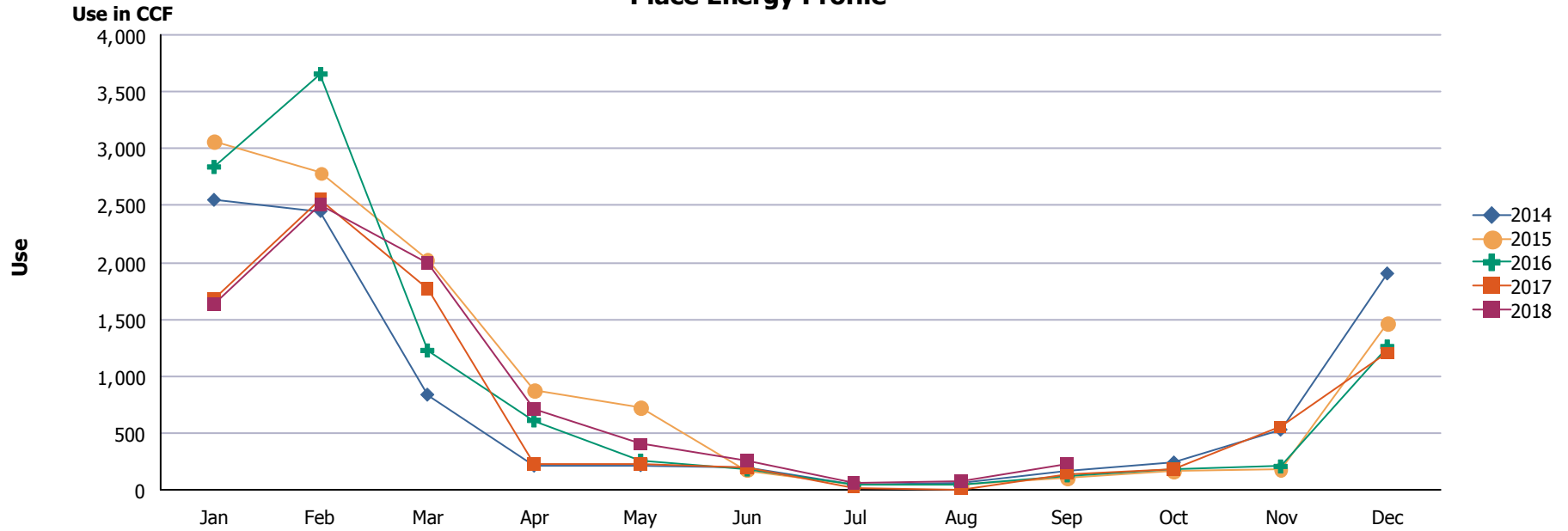
Place Energy Profile



Year	Jan	Feb	Mar	Apr	May	Jun	Jul	Aug	Sep	Oct	Nov	Dec	Totals
2014	767	741	465	405	97	6	4	4	6	12	145	669	3,321
2015	736	740	532	120	32	29	24	23	22	27	259	561	3,105
2016	1,549	786	345	208	97	32	26	21	9	14	12	612	3,711
2017	769	877	689	233	14	14	12	41	18	24	31	195	2,917
2018	1,127	1,291	1,085	821	78	41	32	31	41	0	0	0	4,547
Totals	4,948	4,435	3,116	1,787	318	122	98	120	96	77	447	2,037	17,601

Place: [NEWMAN] NEWMAN ELEMENTARY 133
 10275 ALCAN

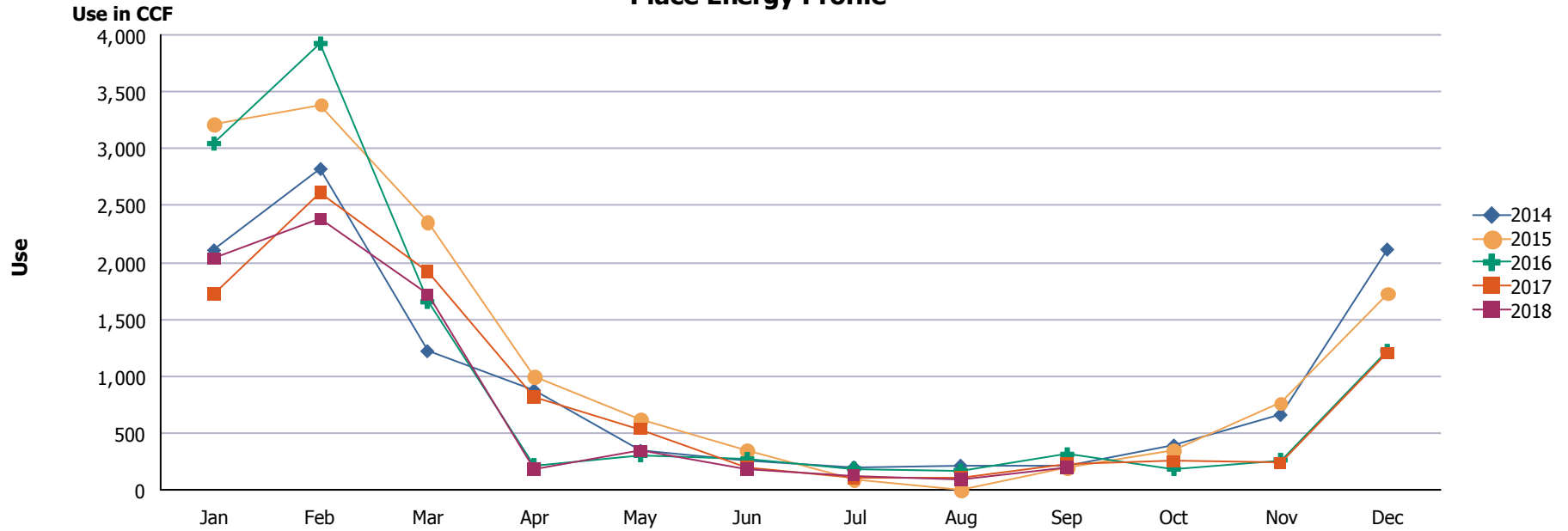
Place Energy Profile



Year	Jan	Feb	Mar	Apr	May	Jun	Jul	Aug	Sep	Oct	Nov	Dec	Totals
2014	2,550	2,452	837	214	217	194	50	60	168	241	530	1,903	9,416
2015	3,065	2,786	2,021	879	724	172	49	49	106	168	178	1,461	11,658
2016	2,839	3,656	1,226	611	257	180	48	47	128	184	206	1,260	10,642
2017	1,680	2,548	1,762	222	222	197	21	7	142	180	553	1,202	8,736
2018	1,627	2,508	1,990	709	401	253	58	74	232	0	0	0	7,852
Totals	11,761	13,950	7,836	2,635	1,821	996	226	237	776	773	1,467	5,826	48,304

Place: [NIXON] L.A. NIXON 161
 11141 LOMA ROJA DRIVE

Place Energy Profile

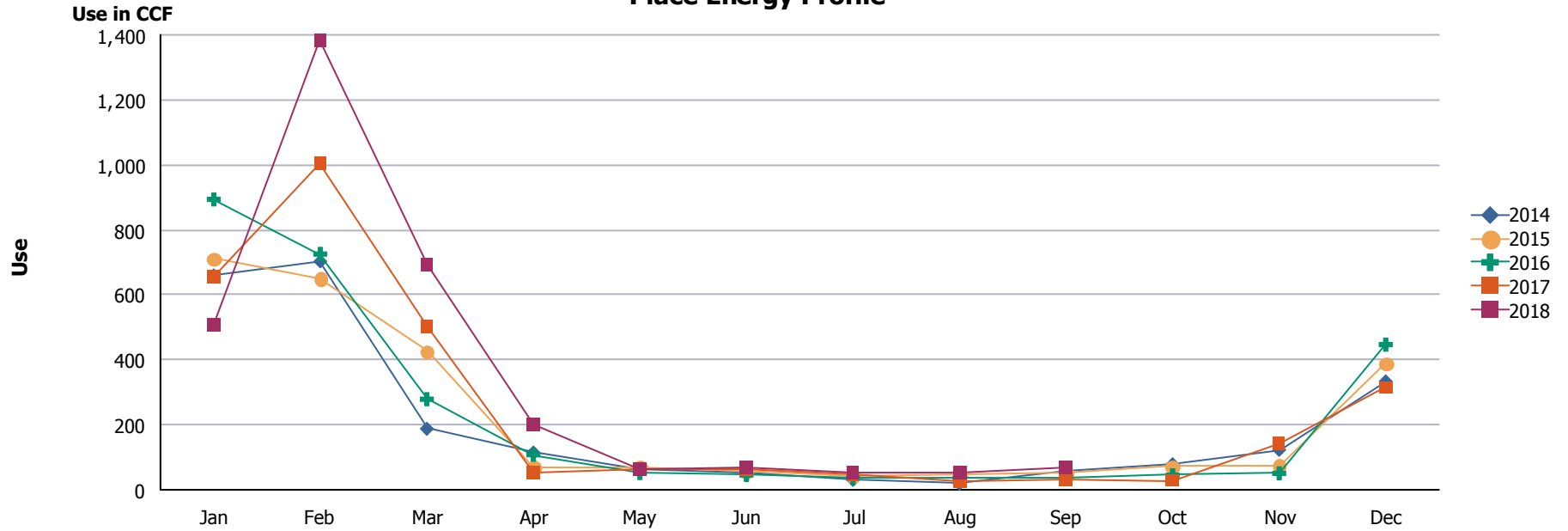


Year	Jan	Feb	Mar	Apr	May	Jun	Jul	Aug	Sep	Oct	Nov	Dec	Totals
2014	2,106	2,821	1,219	875	343	252	197	212	209	390	658	2,113	11,395
2015	3,220	3,387	2,353	998	617	352	89	0	200	350	763	1,727	14,056
2016	3,045	3,925	1,653	218	304	271	187	171	312	183	263	1,222	11,754
2017	1,725	2,611	1,916	818	534	191	109	111	229	250	234	1,201	9,929
2018	2,031	2,378	1,715	184	341	182	128	87	195	0	0	0	7,241
Totals	12,127	15,122	8,856	3,093	2,139	1,248	710	581	1,145	1,173	1,918	6,263	54,375

Place: [OCC. CTR] OCCUPATIONAL CTR.

5300 WARRIORS

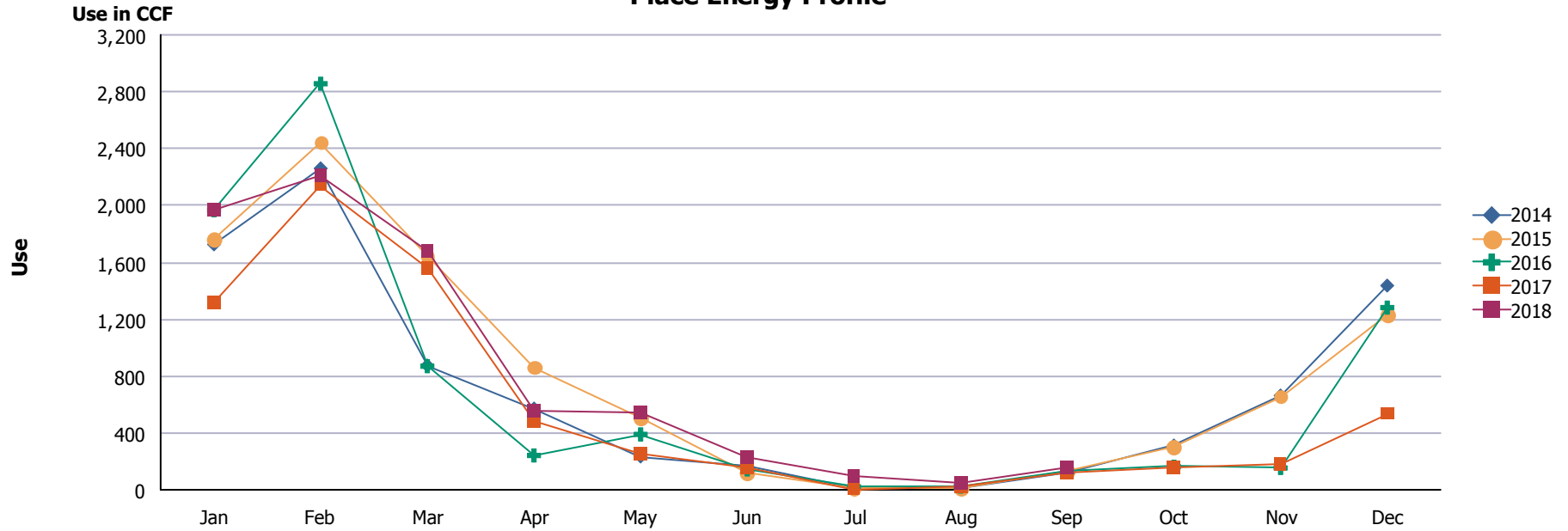
Place Energy Profile



Year	Jan	Feb	Mar	Apr	May	Jun	Jul	Aug	Sep	Oct	Nov	Dec	Totals
2014	660	703	188	115	66	54	31	19	59	79	123	334	2,431
2015	711	650	426	69	71	56	44	45	54	72	73	389	2,660
2016	894	726	279	108	52	46	36	36	38	45	51	447	2,758
2017	654	1,002	502	54	62	62	47	25	30	29	143	315	2,925
2018	507	1,385	692	200	63	68	52	52	69	0	0	0	3,088
Totals	3,426	4,466	2,087	546	314	286	210	177	250	225	390	1,485	13,862

Place: [PARK] PARK 134
 3601 EDGAR PARK

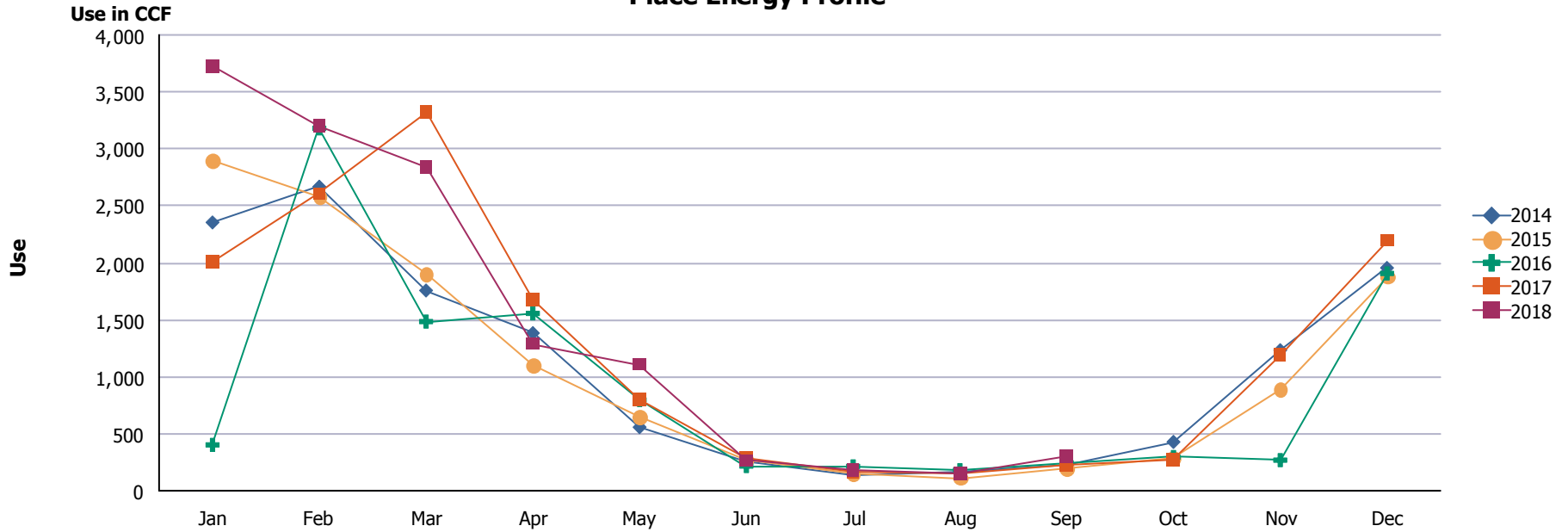
Place Energy Profile



Year	Jan	Feb	Mar	Apr	May	Jun	Jul	Aug	Sep	Oct	Nov	Dec	Totals
2014	1,727	2,261	875	572	235	166	12	17	125	312	663	1,437	8,402
2015	1,766	2,444	1,644	863	508	122	10	11	133	302	658	1,236	9,697
2016	1,967	2,857	870	242	390	144	22	23	127	163	154	1,282	8,241
2017	1,313	2,142	1,555	487	251	152	5	27	117	156	185	537	6,927
2018	1,970	2,213	1,679	556	544	226	93	46	154	0	0	0	7,481
Totals	8,743	11,916	6,623	2,720	1,928	810	142	124	656	933	1,660	4,492	40,747

Place: [PAUL MORENO_1] PAUL MORENO 167
 2300 San Diego Ave

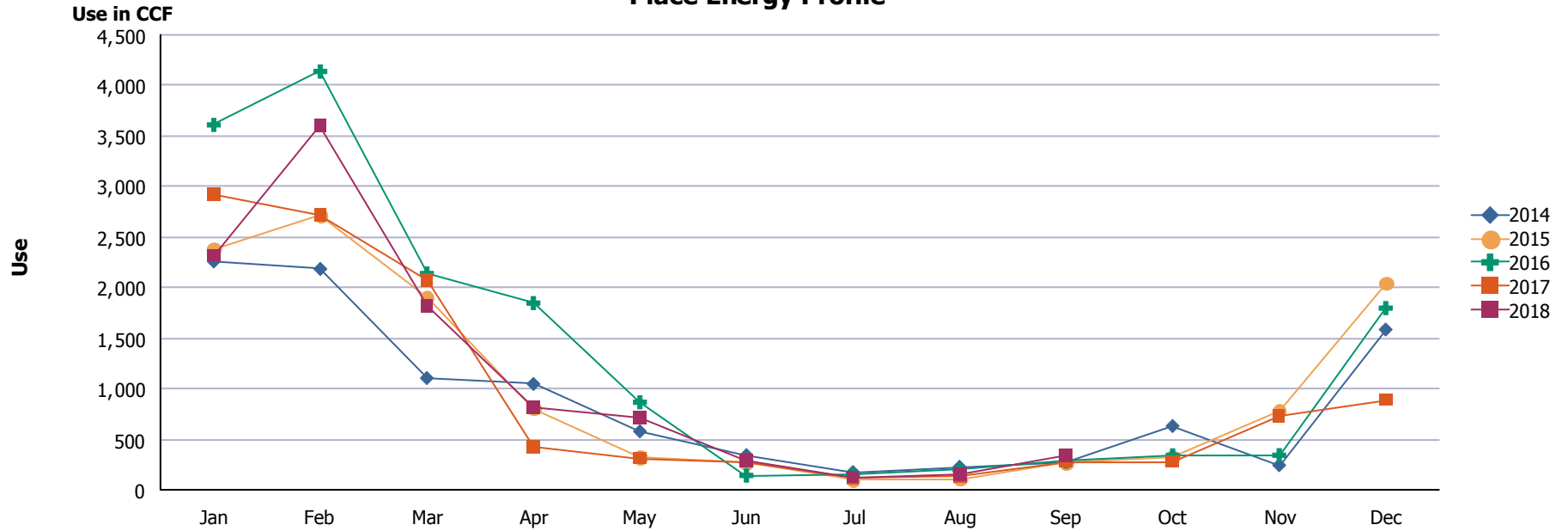
Place Energy Profile



Year	Jan	Feb	Mar	Apr	May	Jun	Jul	Aug	Sep	Oct	Nov	Dec	Totals
2014	2,355	2,669	1,758	1,384	558	262	140	160	228	429	1,234	1,956	13,133
2015	2,896	2,576	1,900	1,102	647	268	144	113	198	290	888	1,879	12,901
2016	403	3,181	1,485	1,557	797	217	214	181	245	296	269	1,908	10,753
2017	2,009	2,604	3,323	1,680	796	285	170	148	229	267	1,197	2,196	14,904
2018	3,730	3,198	2,835	1,290	1,109	265	184	154	298	0	0	0	13,063
Totals	11,393	14,228	11,301	7,013	3,907	1,297	852	756	1,198	1,282	3,588	7,939	64,754

Place: [POLK] POLK 159
 940 BELVIDERE

Place Energy Profile

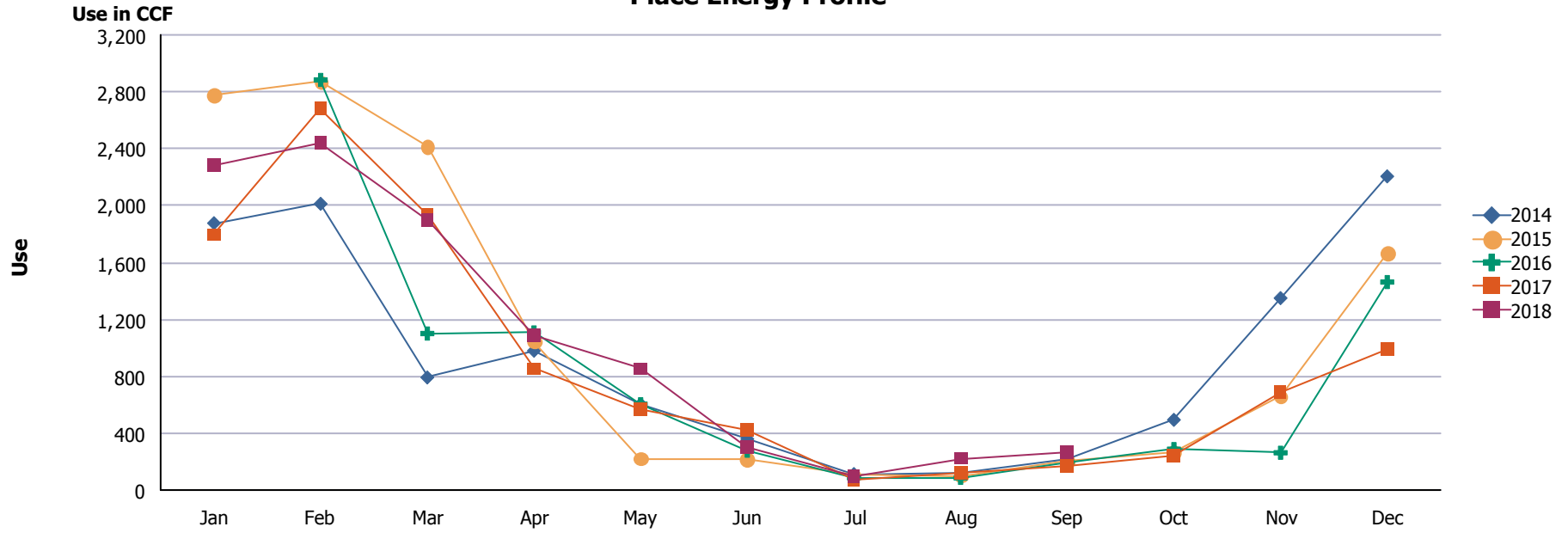


Year	Jan	Feb	Mar	Apr	May	Jun	Jul	Aug	Sep	Oct	Nov	Dec	Totals
2014	2,259	2,185	1,106	1,048	579	344	176	228	280	632	244	1,586	10,667
2015	2,385	2,719	1,896	805	317	277	101	108	269	328	783	2,046	12,034
2016	3,610	4,138	2,140	1,848	866	142	150	197	281	342	343	1,798	15,855
2017	2,919	2,723	2,075	429	314	278	111	130	280	278	727	891	11,155
2018	2,318	3,605	1,820	821	719	285	126	149	345	0	0	0	10,188
Totals	13,491	15,370	9,037	4,951	2,795	1,326	664	812	1,455	1,580	2,097	6,321	59,899

Place: [POWELL_2] POWELL

175

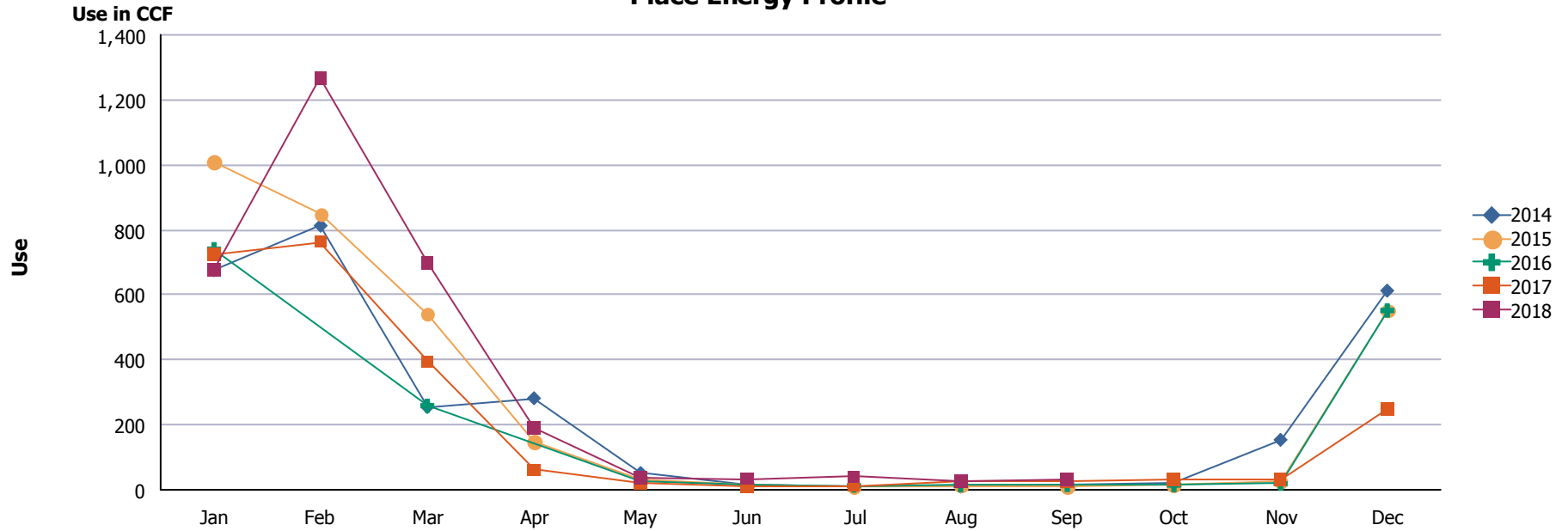
Place Energy Profile



Year	Jan	Feb	Mar	Apr	May	Jun	Jul	Aug	Sep	Oct	Nov	Dec	Totals
2014	1,877	2,013	792	980	604	360	113	121	222	494	1,350	2,206	11,132
2015	2,781	2,869	2,418	1,044	223	218	103	102	207	267	659	1,665	12,556
2016	0	2,884	1,101	1,109	604	277	87	86	198	288	263	1,463	8,360
2017	1,794	2,677	1,935	852	565	426	74	125	173	241	684	990	10,536
2018	2,280	2,442	1,897	1,085	852	301	93	223	265	0	0	0	9,438
Totals	8,732	12,885	8,143	5,070	2,848	1,582	470	657	1,065	1,290	2,956	6,324	52,022

Place: [PROFESSIONAL DEV] EPISD PROF DEVELOPMENT CENTER931
 6500 BOEING DR. BUILDING K

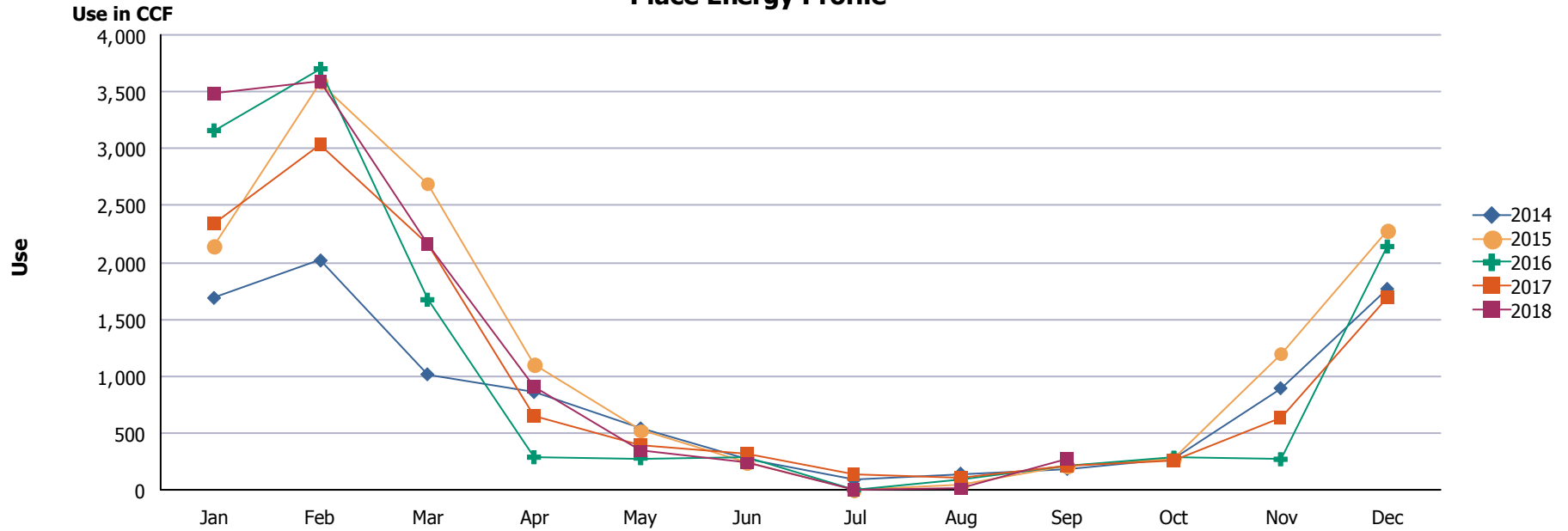
Place Energy Profile



Year	Jan	Feb	Mar	Apr	May	Jun	Jul	Aug	Sep	Oct	Nov	Dec	Totals
2014	676	813	255	282	52	18	11	10	18	22	154	613	2,924
2015	1,010	848	541	148	31	14	11	13	12	14	26	552	3,220
2016	741	0	259	0	28	14	13	14	15	15	19	552	1,670
2017	724	763	394	61	19	11	13	24	27	30	31	248	2,345
2018	676	1,268	698	192	38	34	40	27	30	0	0	0	3,003
Totals	3,827	3,692	2,147	683	168	91	88	88	102	81	230	1,965	13,162

Place: [PUTNAM] PUTNAM 135
 6508 FIESTA

Place Energy Profile

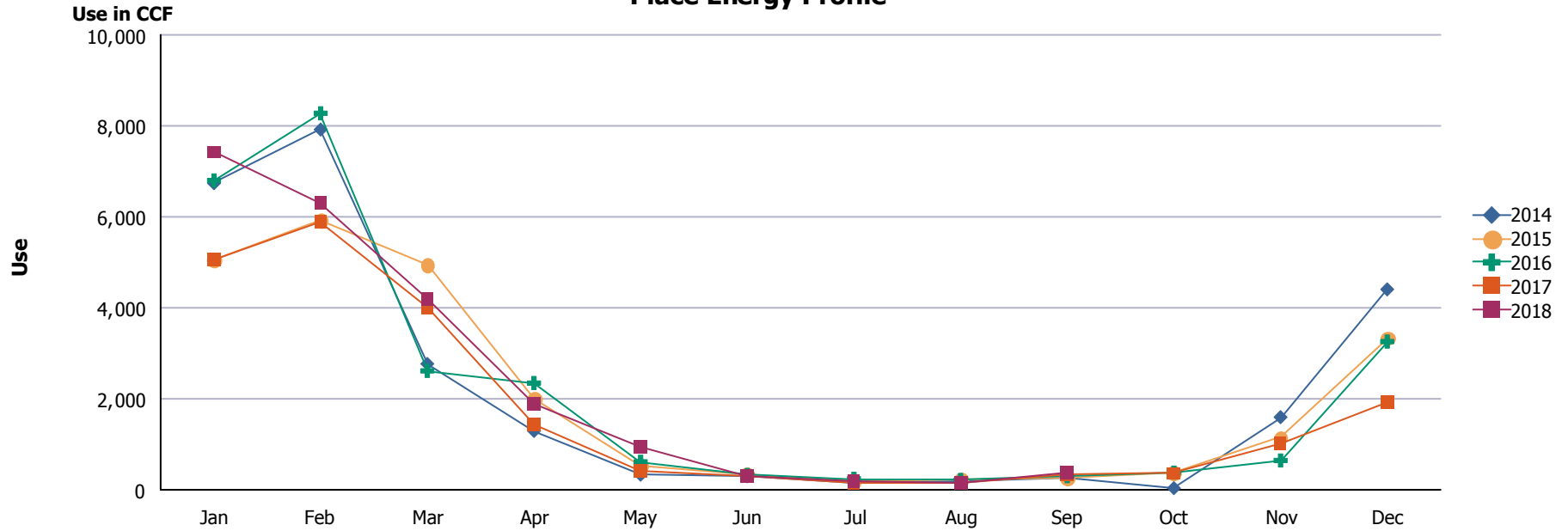


Year	Jan	Feb	Mar	Apr	May	Jun	Jul	Aug	Sep	Oct	Nov	Dec	Totals
2014	1,688	2,017	1,016	860	541	268	87	142	184	277	894	1,767	9,741
2015	2,146	3,584	2,693	1,099	521	243	0	40	205	267	1,198	2,284	14,280
2016	3,160	3,702	1,672	287	279	283	0	97	217	283	269	2,140	12,389
2017	2,344	3,030	2,159	648	391	316	141	110	204	256	632	1,686	11,917
2018	3,484	3,590	2,164	905	340	236	0	9	269	0	0	0	10,997
Totals	12,822	15,923	9,704	3,799	2,072	1,346	228	398	1,079	1,083	2,993	7,877	59,324

Place: [RICHARDS] RICHARDSON

11350 LOMA FRANKLIN DR

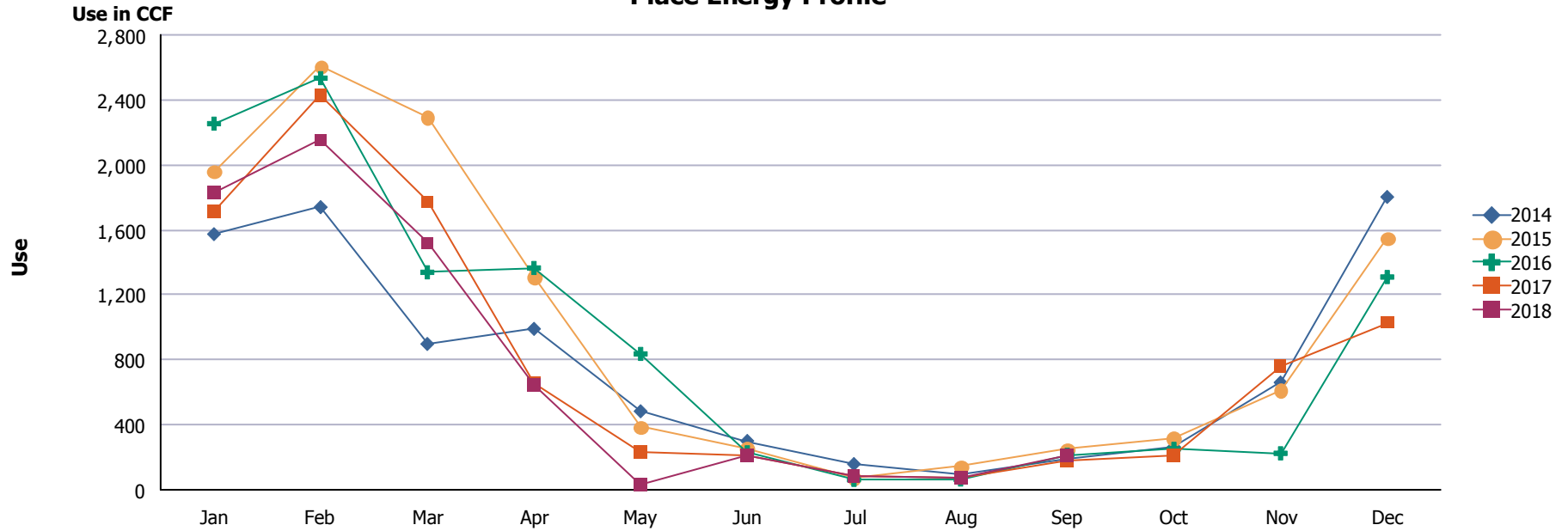
Place Energy Profile



Year	Jan	Feb	Mar	Apr	May	Jun	Jul	Aug	Sep	Oct	Nov	Dec	Totals
2014	6,741	7,921	2,770	1,295	333	298	151	185	260	38	1,598	4,407	25,997
2015	5,048	5,933	4,948	2,007	517	346	171	225	264	380	1,154	3,338	24,331
2016	6,801	8,278	2,617	2,348	617	329	243	217	301	380	647	3,260	26,038
2017	5,062	5,885	3,982	1,426	409	311	152	157	329	361	1,026	1,932	21,032
2018	7,417	6,297	4,188	1,892	948	303	182	160	390	0	0	0	21,777
Totals	31,069	34,314	18,505	8,968	2,824	1,587	899	944	1,544	1,159	4,425	12,937	119,175

Place: [RIVERA] RIVERA 156
 6445 ESCONDIDO

Place Energy Profile



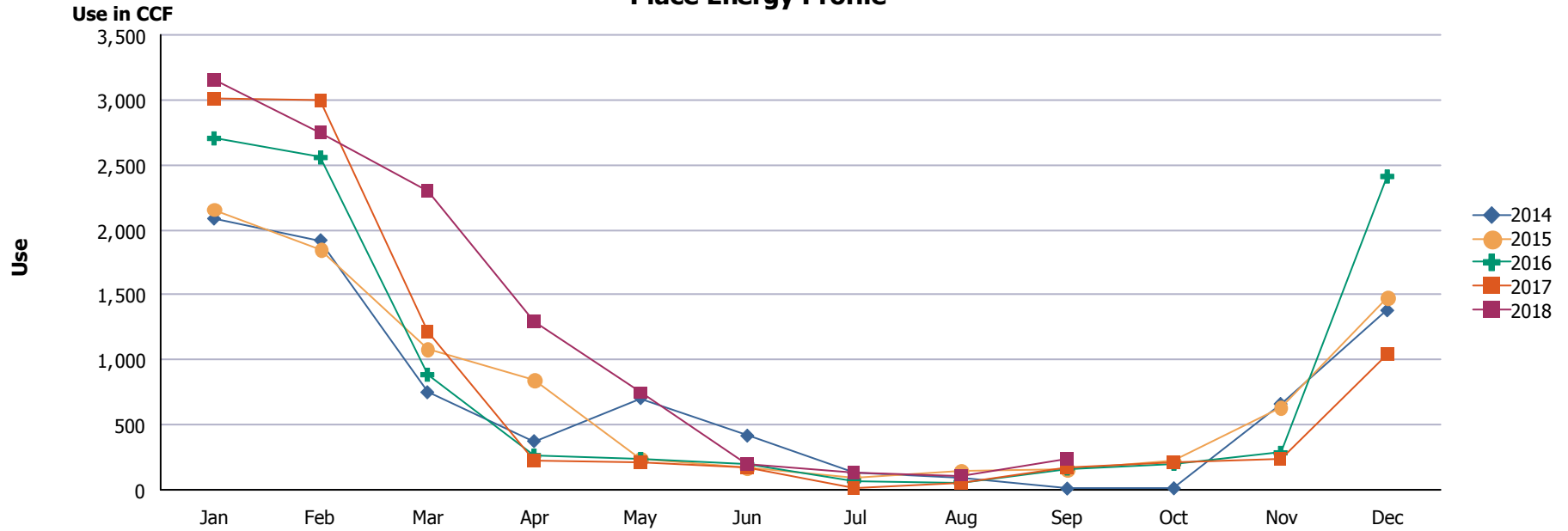
Year	Jan	Feb	Mar	Apr	May	Jun	Jul	Aug	Sep	Oct	Nov	Dec	Totals
2014	1,574	1,740	898	991	484	301	159	99	193	265	661	1,803	9,168
2015	1,959	2,606	2,291	1,307	387	254	71	144	249	315	614	1,548	11,745
2016	2,254	2,534	1,339	1,366	837	231	62	64	216	252	225	1,310	10,690
2017	1,712	2,427	1,771	653	229	216	84	75	180	208	759	1,029	9,343
2018	1,830	2,151	1,517	644	35	209	82	75	208	0	0	0	6,751
Totals	9,329	11,458	7,816	4,961	1,972	1,211	458	457	1,046	1,040	2,259	5,690	47,697

Place: [ROBERTS] ROBERTS

136

341 THORN

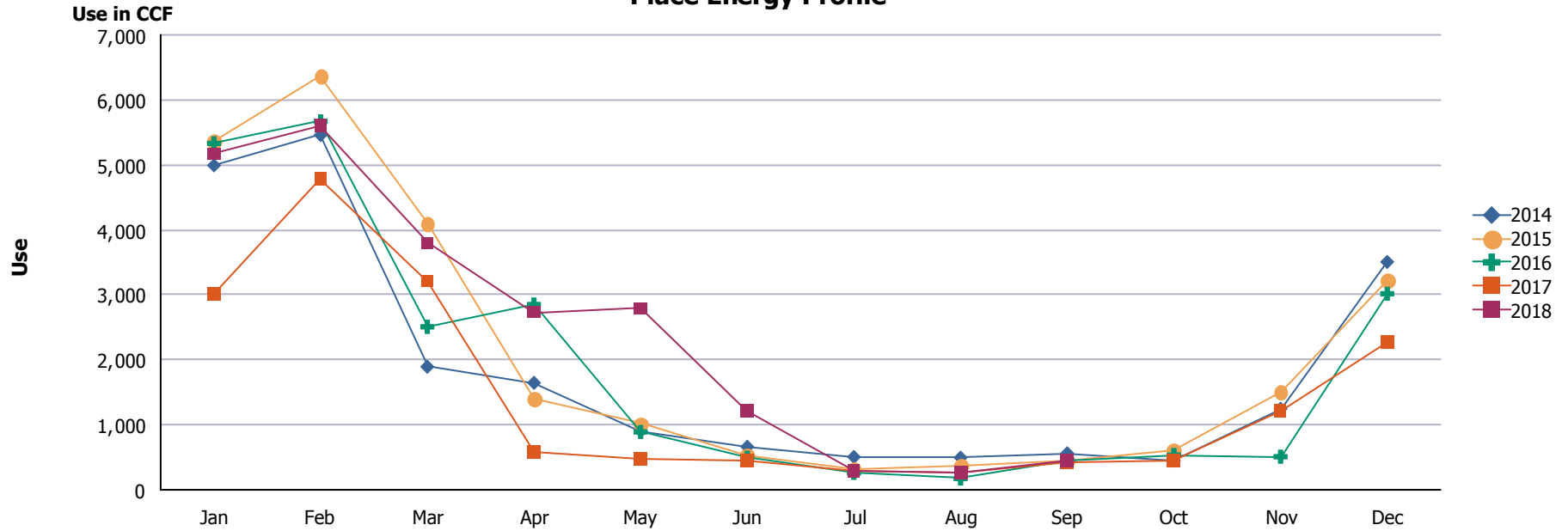
Place Energy Profile



Year	Jan	Feb	Mar	Apr	May	Jun	Jul	Aug	Sep	Oct	Nov	Dec	Totals
2014	2,087	1,921	751	375	706	417	128	89	10	12	661	1,381	8,538
2015	2,159	1,851	1,080	841	233	170	97	141	157	218	632	1,475	9,054
2016	2,704	2,557	886	263	238	195	70	58	165	201	285	2,411	10,033
2017	3,014	2,995	1,219	225	207	168	10	48	169	213	240	1,046	9,554
2018	3,158	2,749	2,299	1,294	748	202	134	111	236	0	0	0	10,931
Totals	13,122	12,073	6,235	2,998	2,132	1,152	439	447	737	644	1,818	6,313	48,110

Place: [ROSS] ROSS 042
 6101 HUGHEY

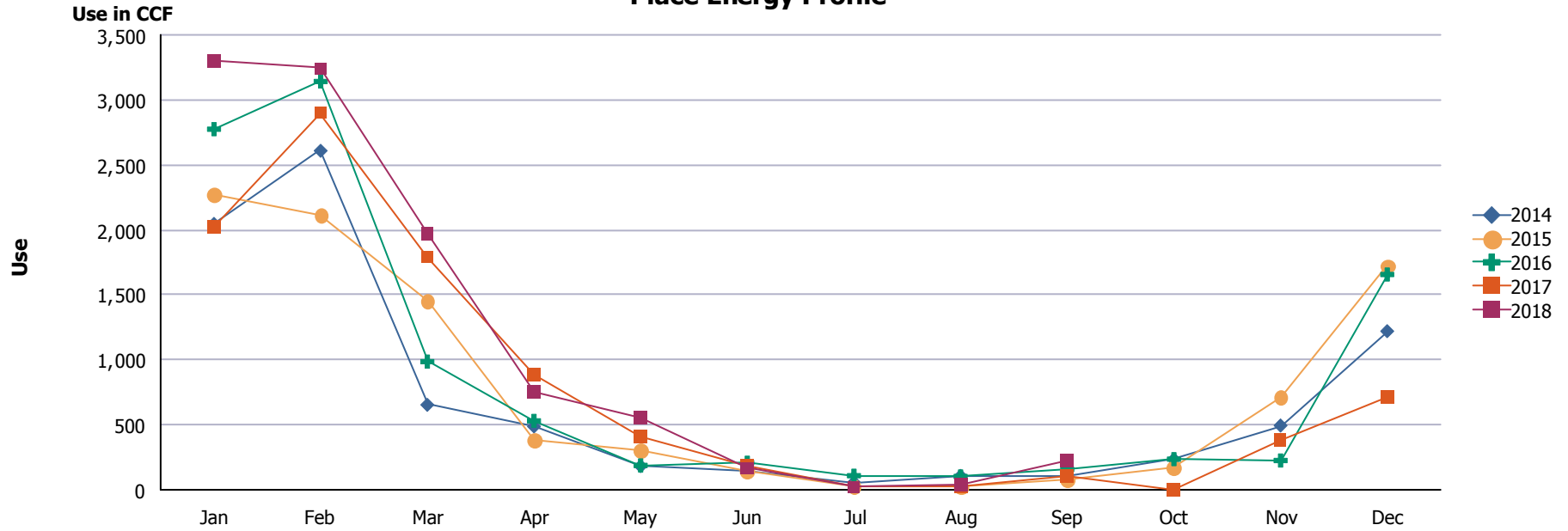
Place Energy Profile



Year	Jan	Feb	Mar	Apr	May	Jun	Jul	Aug	Sep	Oct	Nov	Dec	Totals
2014	4,993	5,460	1,895	1,647	905	663	507	496	563	450	1,248	3,507	22,334
2015	5,368	6,366	4,097	1,402	1,019	541	330	371	448	603	1,506	3,230	25,281
2016	5,332	5,669	2,509	2,852	892	495	261	174	450	536	511	3,018	22,699
2017	3,017	4,783	3,208	581	477	453	278	277	424	444	1,222	2,279	17,443
2018	5,165	5,605	3,792	2,732	2,790	1,217	298	265	452	0	0	0	22,316
Totals	23,875	27,883	15,501	9,214	6,083	3,369	1,674	1,583	2,337	2,033	4,487	12,034	110,073

Place: [RUSK] RUSK 138
 3601 COPIA

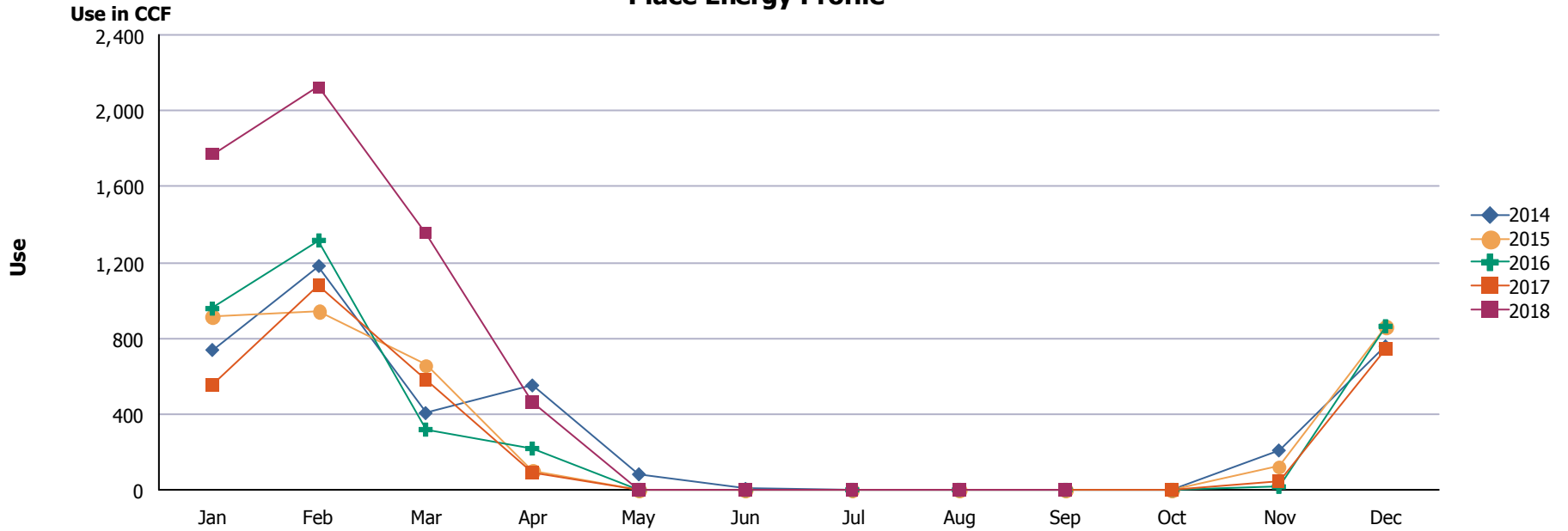
Place Energy Profile



Year	Jan	Feb	Mar	Apr	May	Jun	Jul	Aug	Sep	Oct	Nov	Dec	Totals
2014	2,046	2,609	654	488	183	151	58	107	100	235	495	1,221	8,347
2015	2,269	2,111	1,455	379	303	142	22	21	83	174	716	1,724	9,399
2016	2,775	3,142	987	531	188	209	109	103	158	236	226	1,657	10,321
2017	2,018	2,899	1,788	889	407	185	20	25	103	0	379	716	9,429
2018	3,306	3,244	1,965	755	558	166	21	41	220	0	0	0	10,276
Totals	12,414	14,005	6,849	3,042	1,639	853	230	297	664	645	1,816	5,318	47,772

Place: [SAN JAC] SAN JACINTO 139
 1216 OLIVE

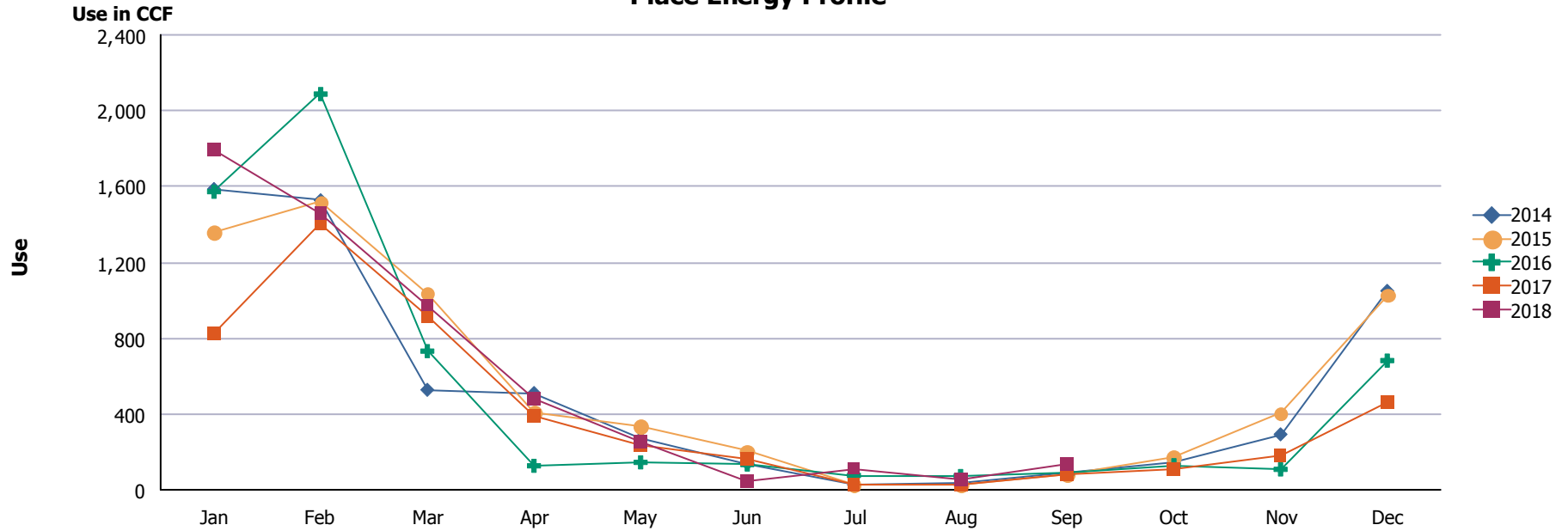
Place Energy Profile



Year	Jan	Feb	Mar	Apr	May	Jun	Jul	Aug	Sep	Oct	Nov	Dec	Totals
2014	738	1,181	405	551	82	5	0	0	0	0	208	757	3,927
2015	914	940	657	98	0	0	0	0	0	0	123	862	3,594
2016	956	1,316	318	218	0	0	0	0	0	0	16	863	3,687
2017	554	1,079	577	90	0	0	0	0	0	0	46	741	3,087
2018	1,770	2,125	1,353	462	0	0	0	0	0	0	0	0	5,710
Totals	4,932	6,641	3,310	1,419	82	5	0	0	0	0	393	3,223	20,005

Place: [SCHUSTER] SCHUSTER 140
 5515 WILL RUTH

Place Energy Profile



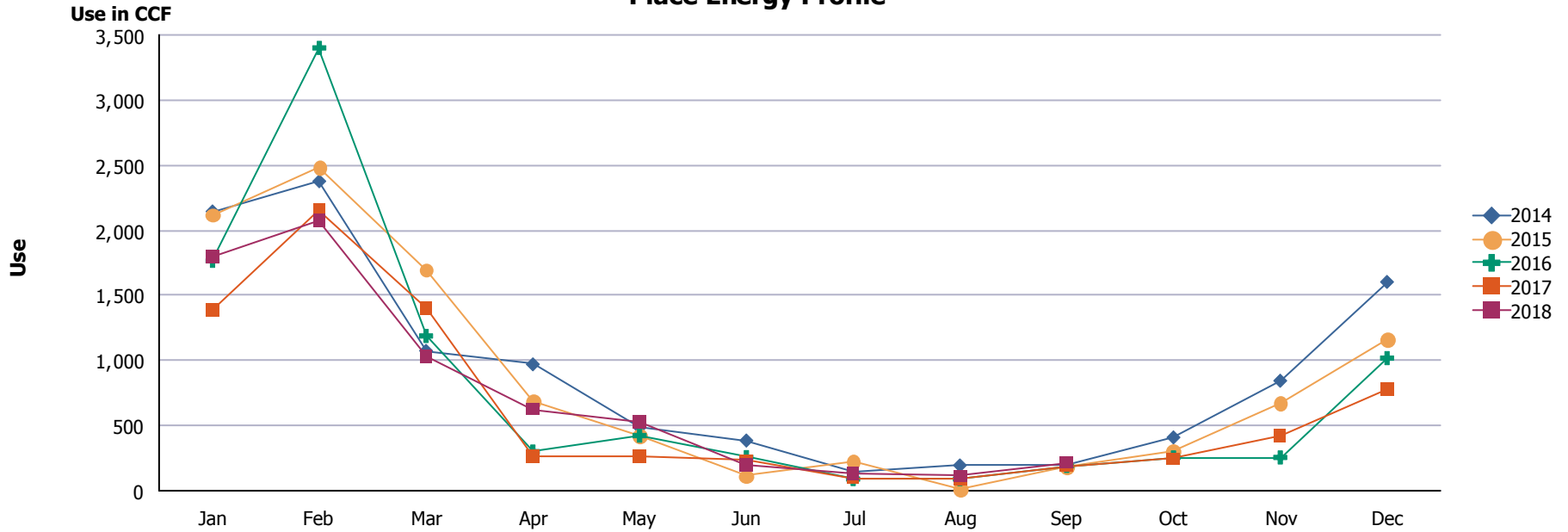
Year	Jan	Feb	Mar	Apr	May	Jun	Jul	Aug	Sep	Oct	Nov	Dec	Totals
2014	1,587	1,528	528	511	271	139	26	35	89	147	293	1,050	6,204
2015	1,361	1,518	1,037	405	332	204	25	29	80	175	403	1,028	6,597
2016	1,573	2,088	732	127	145	134	76	73	88	130	108	682	5,956
2017	821	1,400	917	389	238	166	27	30	81	110	178	462	4,819
2018	1,792	1,461	973	480	251	47	112	53	135	0	0	0	5,304
Totals	7,134	7,995	4,187	1,912	1,237	690	266	220	473	562	982	3,222	28,880

Place: [STANTON] STANTON

141

5414 HONDO PASS

Place Energy Profile

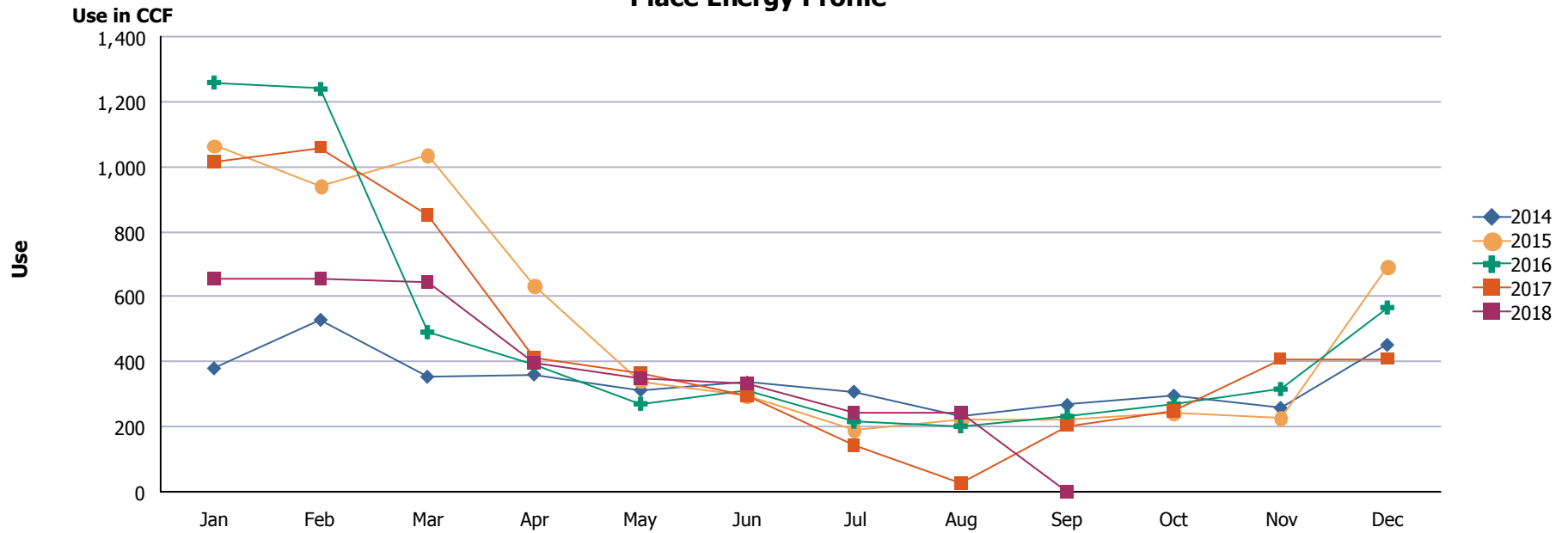


Year	Jan	Feb	Mar	Apr	May	Jun	Jul	Aug	Sep	Oct	Nov	Dec	Totals
2014	2,145	2,377	1,075	971	486	386	145	195	199	410	845	1,604	10,838
2015	2,119	2,486	1,696	684	427	113	229	10	183	300	669	1,159	10,075
2016	1,766	3,401	1,189	301	424	258	90	90	191	256	256	1,019	9,241
2017	1,386	2,153	1,397	262	267	232	98	91	191	246	427	779	7,529
2018	1,794	2,078	1,031	627	525	199	135	113	216	0	0	0	6,718
Totals	9,210	12,495	6,388	2,845	2,129	1,188	697	499	980	1,212	2,197	4,561	44,400

Place: [SUNSET HIGH_1] SUNSET HIGH SCHOOL

2300 Murchison

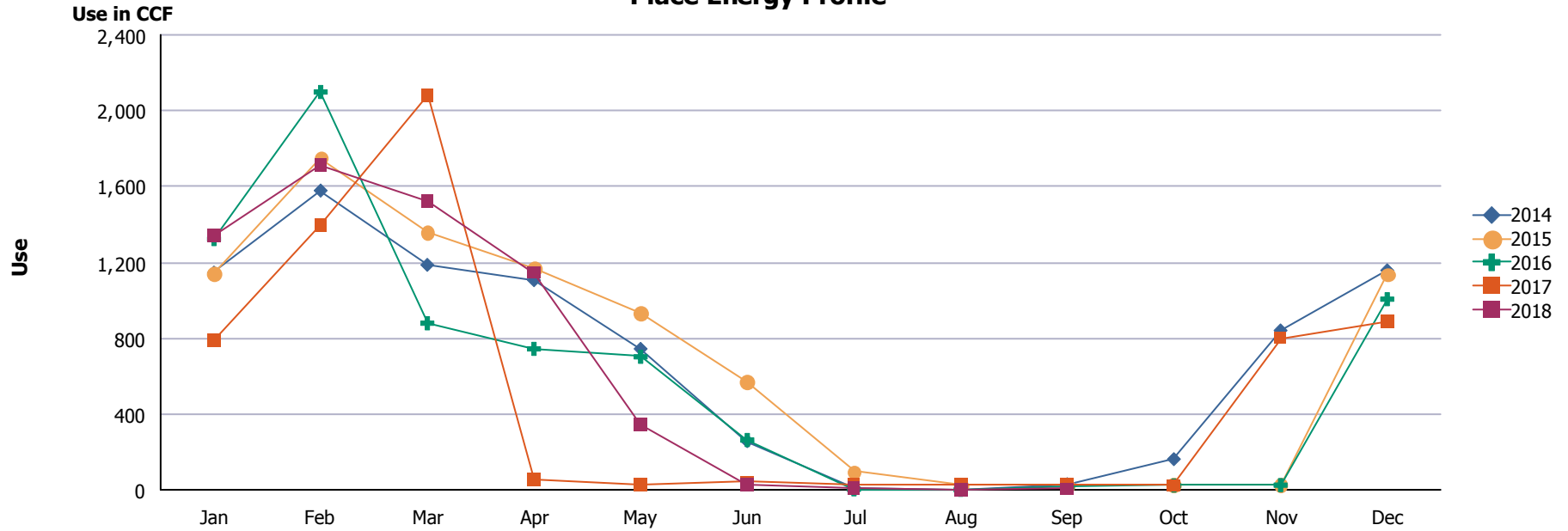
Place Energy Profile



Year	Jan	Feb	Mar	Apr	May	Jun	Jul	Aug	Sep	Oct	Nov	Dec	Totals
2014	380	529	354	361	313	336	308	235	267	296	258	452	4,089
2015	1,065	942	1,036	634	340	295	190	221	222	242	229	692	6,108
2016	1,259	1,239	491	391	271	312	216	202	232	270	316	567	5,766
2017	1,016	1,059	850	413	366	297	141	27	203	249	409	409	5,439
2018	655	654	644	397	350	332	242	244	0	0	0	0	3,518
Totals	4,375	4,423	3,375	2,196	1,640	1,572	1,097	929	924	1,057	1,212	2,120	24,920

Place: [TELLES] R. TELLES ACADEMY 027
 320 S. CAMPBELL

Place Energy Profile

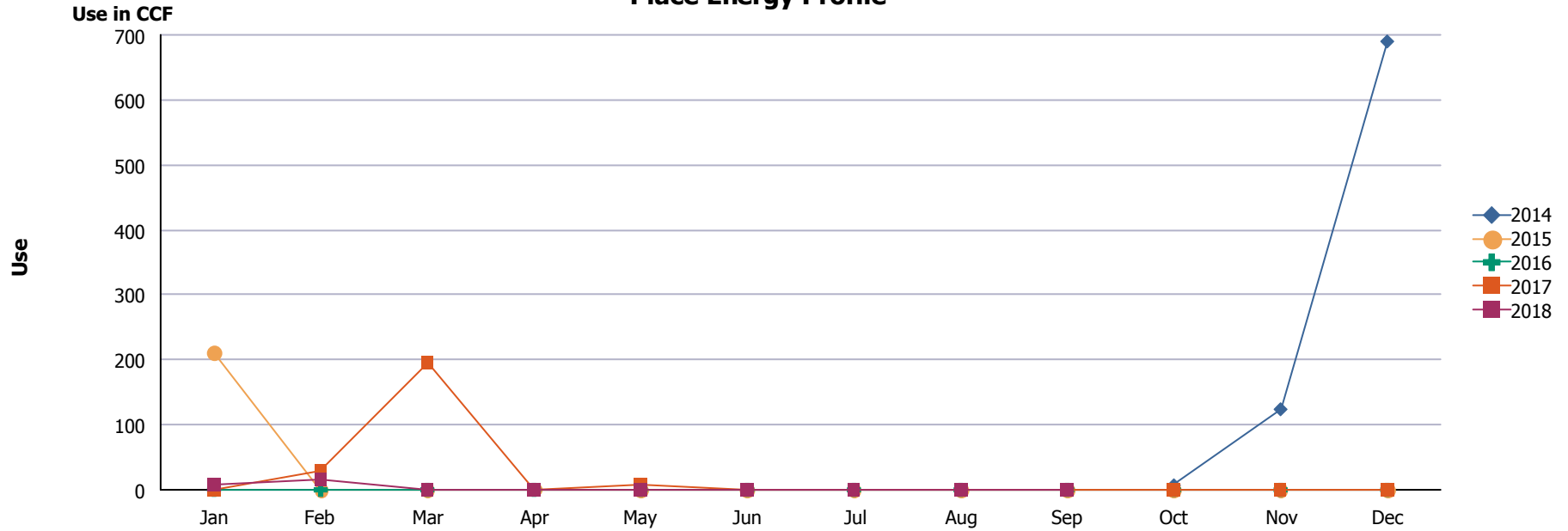


Year	Jan	Feb	Mar	Apr	May	Jun	Jul	Aug	Sep	Oct	Nov	Dec	Totals
2014	1,146	1,579	1,187	1,106	744	257	12	4	30	162	841	1,158	8,226
2015	1,143	1,752	1,357	1,168	933	571	96	23	23	24	29	1,137	8,256
2016	1,323	2,099	879	744	702	263	3	0	15	23	25	1,006	7,082
2017	786	1,395	2,082	56	28	42	27	25	28	23	801	887	6,180
2018	1,343	1,709	1,523	1,145	347	25	11	1	5	0	0	0	6,109
Totals	5,741	8,534	7,028	4,219	2,754	1,158	149	53	101	232	1,696	4,188	35,853

Place: [TENNISCENTER_2] TENNIS CENTER 000

4770 Woodrow Bean Transmountain

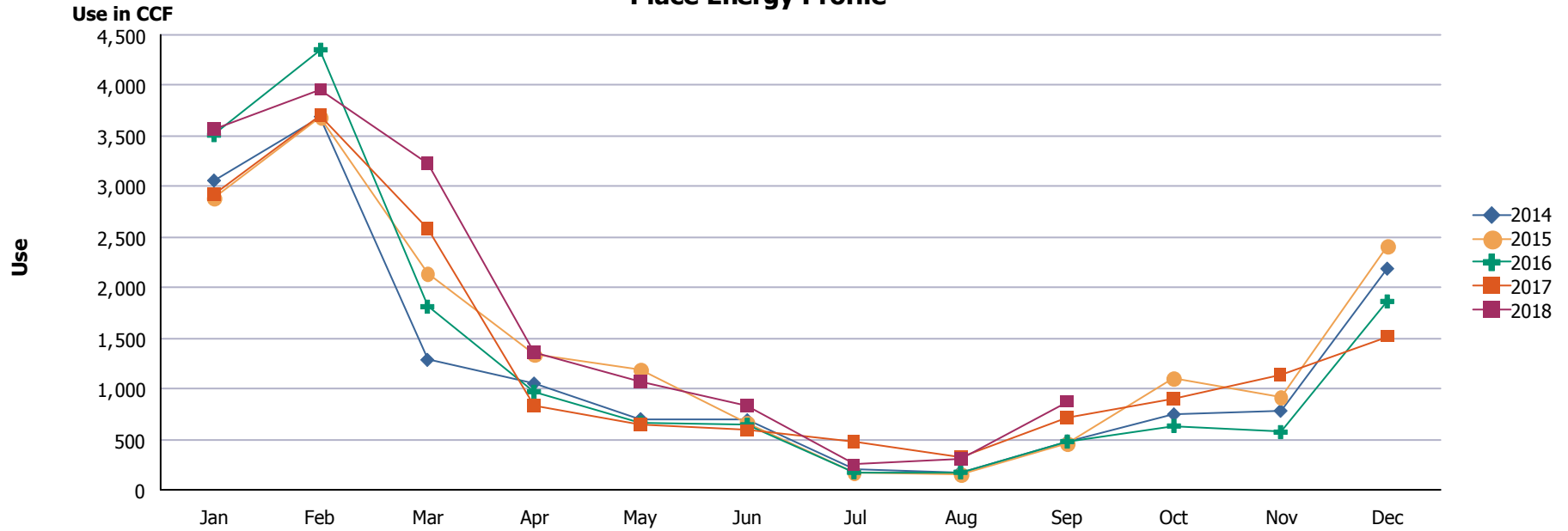
Place Energy Profile



Year	Jan	Feb	Mar	Apr	May	Jun	Jul	Aug	Sep	Oct	Nov	Dec	Totals
2014	0	0	0	0	0	0	0	0	0	7	124	690	821
2015	212	0	0	1	0	0	0	0	0	0	0	0	213
2016	0	0	0	0	0	0	0	0	0	0	0	0	0
2017	0	29	196	0	7	0	0	0	0	0	0	0	232
2018	8	16	0	0	0	0	0	0	0	0	0	0	24
Totals	220	45	196	1	7	0	0	0	0	7	124	690	1,290

Place: [TERRACE] TERRACE HILLS 048
 4835 BLOSSOM

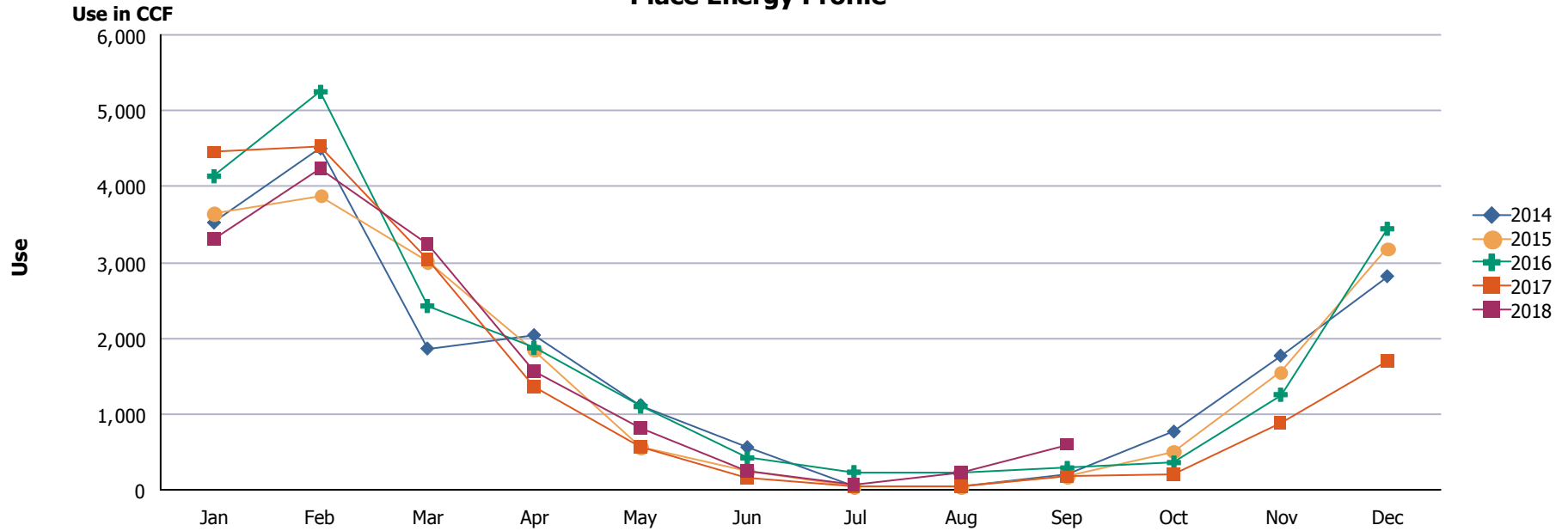
Place Energy Profile



Year	Jan	Feb	Mar	Apr	May	Jun	Jul	Aug	Sep	Oct	Nov	Dec	Totals
2014	3,060	3,692	1,286	1,052	700	689	199	178	480	747	782	2,188	15,053
2015	2,884	3,686	2,139	1,335	1,183	670	171	155	458	1,105	922	2,412	17,120
2016	3,509	4,354	1,812	970	663	643	174	174	478	632	571	1,864	15,844
2017	2,925	3,705	2,581	829	643	587	474	326	714	897	1,140	1,519	16,340
2018	3,569	3,964	3,228	1,364	1,066	828	248	301	874	0	0	0	15,442
Totals	15,947	19,401	11,046	5,550	4,255	3,417	1,266	1,134	3,004	3,381	3,415	7,983	79,799

Place: [TIPPENELEMENTARY] TIPPIN ELEMENTARY 168

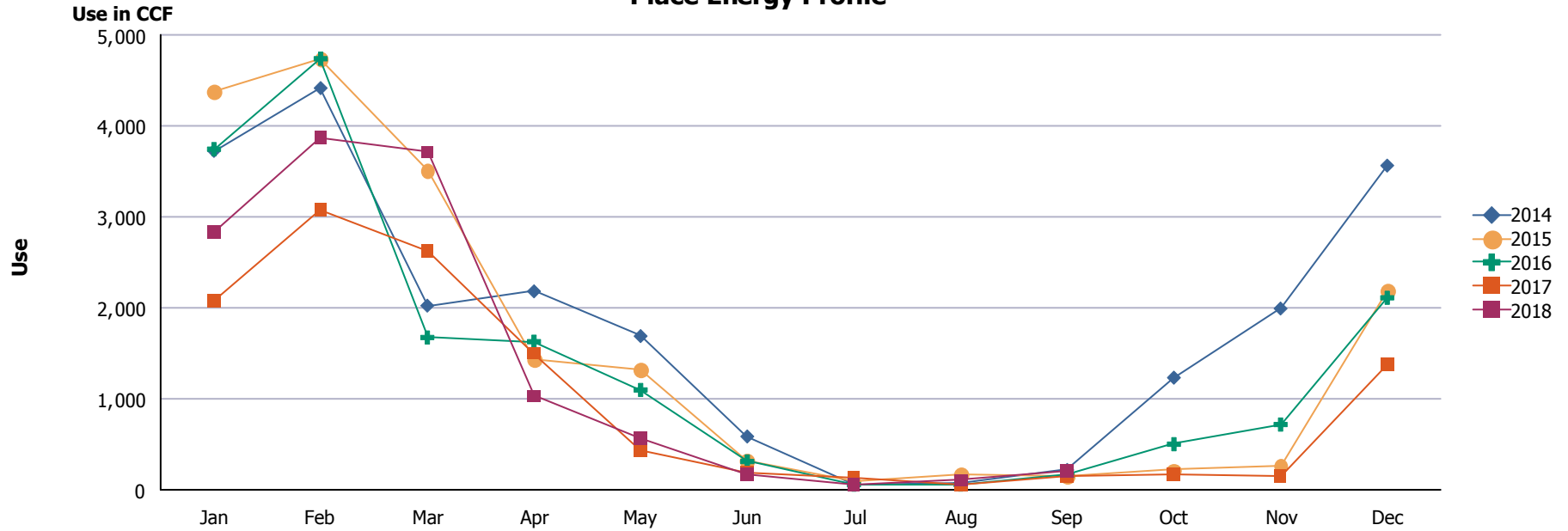
Place Energy Profile



Year	Jan	Feb	Mar	Apr	May	Jun	Jul	Aug	Sep	Oct	Nov	Dec	Totals
2014	3,526	4,503	1,865	2,041	1,118	563	50	38	214	769	1,770	2,818	19,275
2015	3,643	3,882	3,014	1,844	561	241	38	41	181	508	1,552	3,184	18,689
2016	4,136	5,250	2,424	1,873	1,099	421	233	222	289	360	1,255	3,443	21,005
2017	4,451	4,522	3,034	1,363	559	158	50	41	172	211	884	1,698	17,143
2018	3,307	4,227	3,238	1,570	821	244	71	232	599	0	0	0	14,309
Totals	19,063	22,384	13,575	8,691	4,158	1,627	442	574	1,455	1,848	5,461	11,143	90,421

Place: [TOMLEA_2] TOM LEA 178
 4851 Marcus Uribe

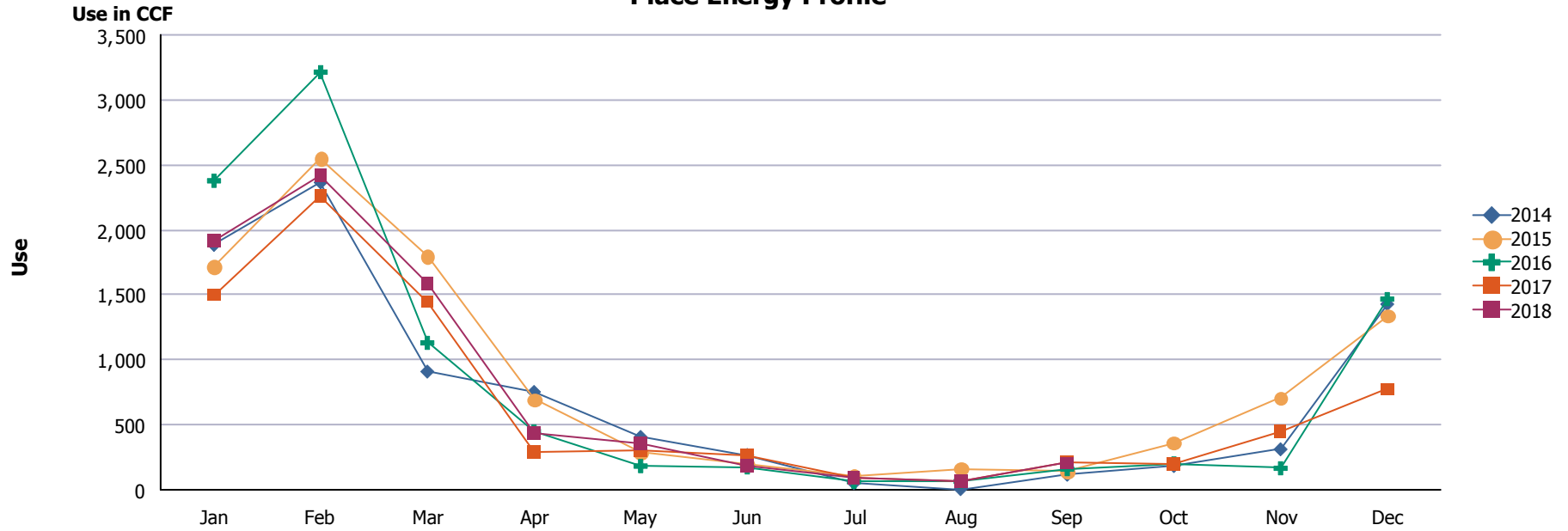
Place Energy Profile



Year	Jan	Feb	Mar	Apr	May	Jun	Jul	Aug	Sep	Oct	Nov	Dec	Totals
2014	3,726	4,416	2,025	2,182	1,690	587	58	67	219	1,233	1,993	3,564	21,760
2015	4,374	4,732	3,513	1,432	1,314	323	87	165	152	219	265	2,186	18,762
2016	3,745	4,739	1,675	1,629	1,098	312	57	58	161	502	718	2,111	16,805
2017	2,073	3,075	2,626	1,499	425	195	137	56	155	165	153	1,378	11,937
2018	2,827	3,869	3,708	1,030	564	174	62	105	214	0	0	0	12,553
Totals	16,745	20,831	13,547	7,772	5,091	1,591	401	451	901	2,119	3,129	9,239	81,817

Place: [TRAVIS] TRAVIS 143
 5000 N. STEVENS

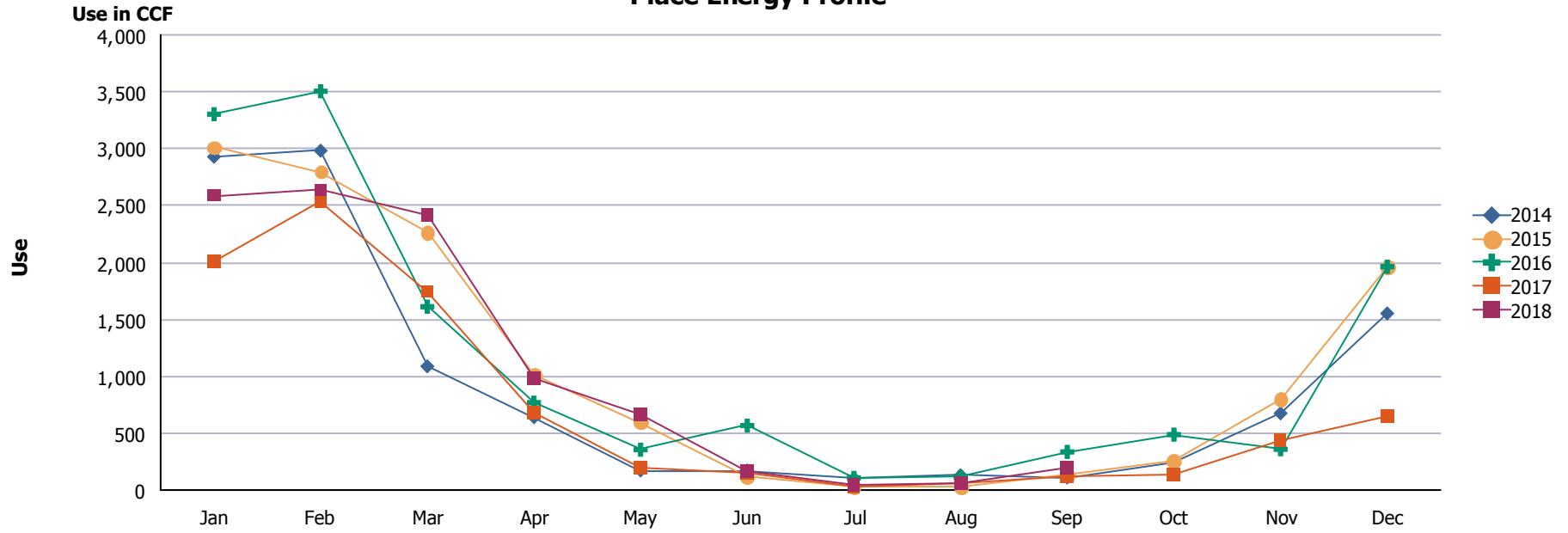
Place Energy Profile



Year	Jan	Feb	Mar	Apr	May	Jun	Jul	Aug	Sep	Oct	Nov	Dec	Totals
2014	1,885	2,365	910	753	407	268	52	6	117	184	312	1,429	8,688
2015	1,720	2,551	1,792	695	284	198	101	165	140	362	707	1,339	10,054
2016	2,378	3,214	1,131	450	183	173	62	65	160	203	166	1,468	9,653
2017	1,499	2,258	1,446	294	308	264	95	67	209	201	452	773	7,866
2018	1,916	2,420	1,589	433	355	184	91	69	205	0	0	0	7,262
Totals	9,398	12,808	6,868	2,625	1,537	1,087	401	372	831	950	1,637	5,009	43,523

Place: [VILAS] VILAS 144
 220 LAWTON

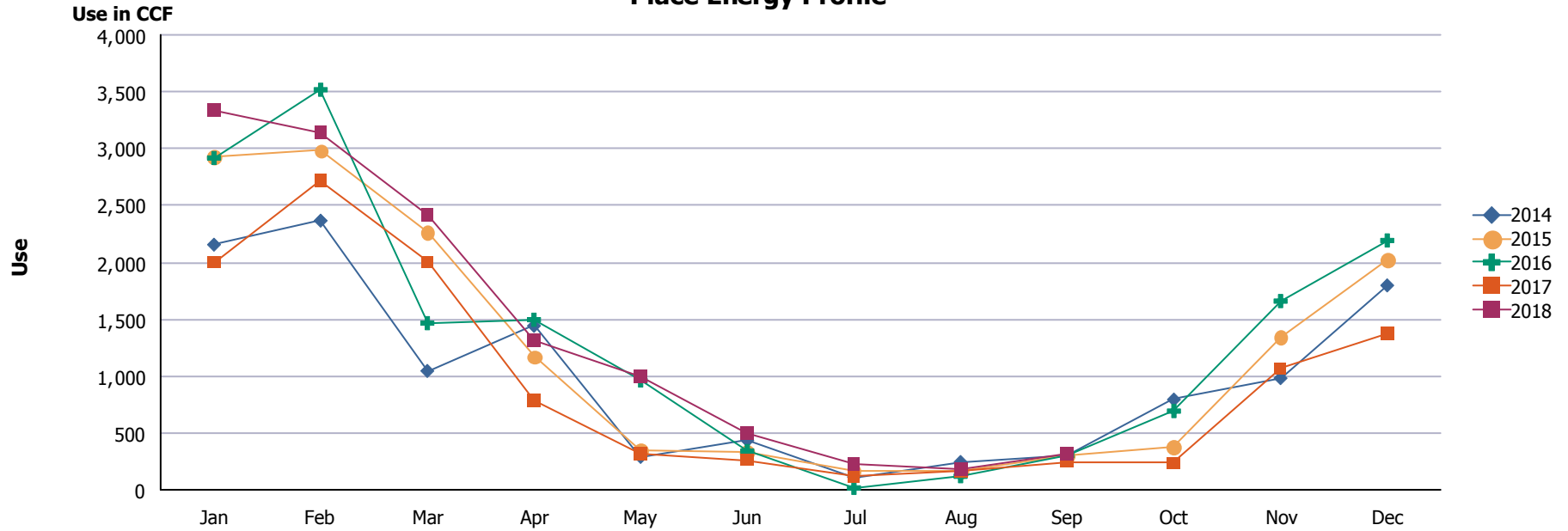
Place Energy Profile



Year	Jan	Feb	Mar	Apr	May	Jun	Jul	Aug	Sep	Oct	Nov	Dec	Totals
2014	2,930	2,983	1,088	641	173	173	103	130	111	243	675	1,553	10,803
2015	3,013	2,799	2,269	1,013	596	123	28	30	129	254	803	1,961	13,018
2016	3,304	3,505	1,612	768	355	567	108	115	336	488	360	1,963	13,481
2017	2,010	2,531	1,743	678	199	146	29	53	120	139	433	646	8,727
2018	2,587	2,635	2,417	980	667	166	41	64	192	0	0	0	9,749
Totals	13,844	14,453	9,129	4,080	1,990	1,175	309	392	888	1,124	2,271	6,123	55,778

Place: [W HILLS] WESTERN HILLS 146
 530 THUNDERBIRD

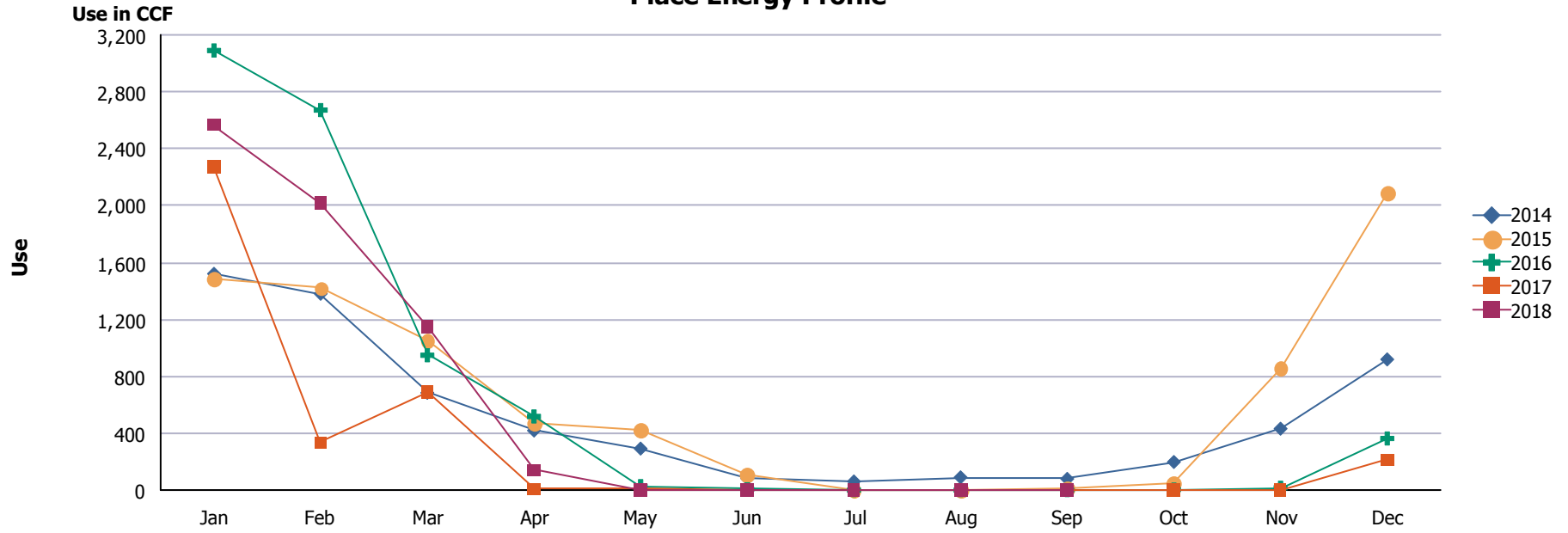
Place Energy Profile



Year	Jan	Feb	Mar	Apr	May	Jun	Jul	Aug	Sep	Oct	Nov	Dec	Totals
2014	2,156	2,367	1,046	1,442	290	435	113	245	297	794	982	1,798	11,965
2015	2,927	2,983	2,259	1,170	342	335	161	160	303	373	1,345	2,019	14,377
2016	2,918	3,518	1,466	1,496	962	342	17	120	300	693	1,660	2,193	15,685
2017	2,000	2,714	2,002	786	319	262	126	166	249	236	1,065	1,379	11,304
2018	3,335	3,135	2,411	1,316	994	503	221	183	318	0	0	0	12,416
Totals	13,336	14,717	9,184	6,210	2,907	1,877	638	874	1,467	2,096	5,052	7,389	65,747

Place: [WAINWRIG] WAINWRIGHT 145
 4500 LAWRENCE

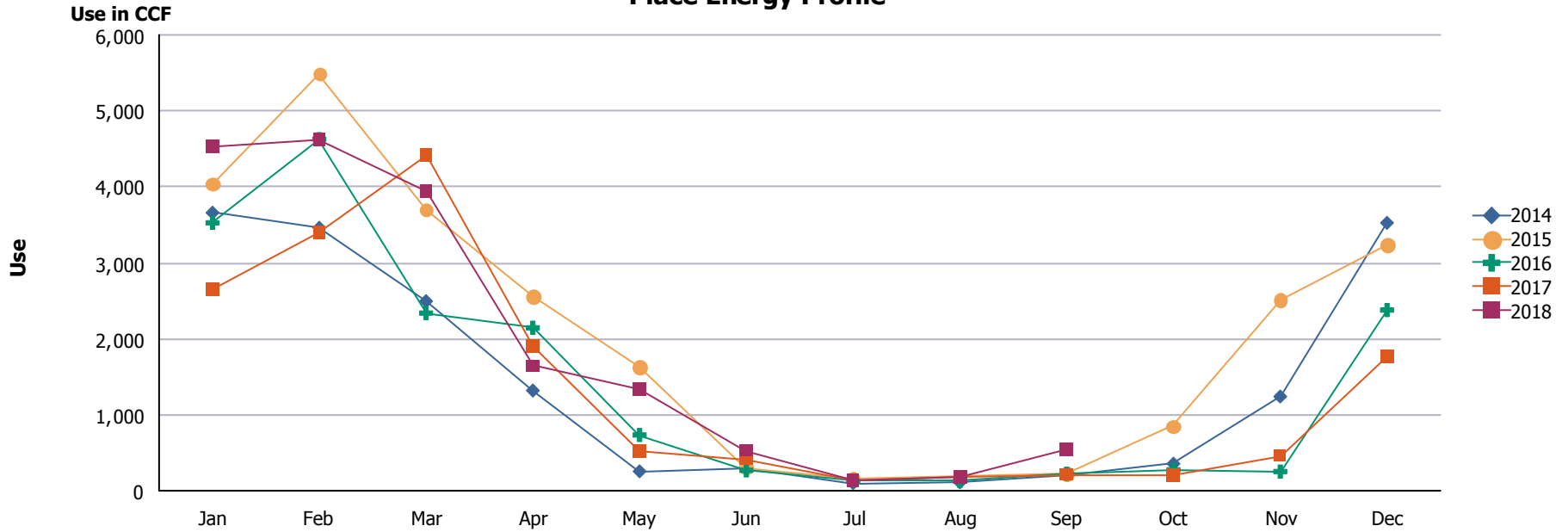
Place Energy Profile



Year	Jan	Feb	Mar	Apr	May	Jun	Jul	Aug	Sep	Oct	Nov	Dec	Totals
2014	1,521	1,381	684	419	292	81	61	90	79	198	432	919	6,157
2015	1,487	1,419	1,053	468	421	105	3	3	11	44	857	2,085	7,956
2016	3,091	2,672	948	518	28	6	0	0	0	4	17	363	7,647
2017	2,272	333	684	7	6	1	0	0	0	0	2	212	3,517
2018	2,565	2,019	1,146	139	0	0	0	0	0	0	0	0	5,869
Totals	10,936	7,824	4,515	1,551	747	193	64	93	90	246	1,308	3,579	31,146

Place: [WHITAKER] WHITAKER 153
 4700 RUTHERFORD

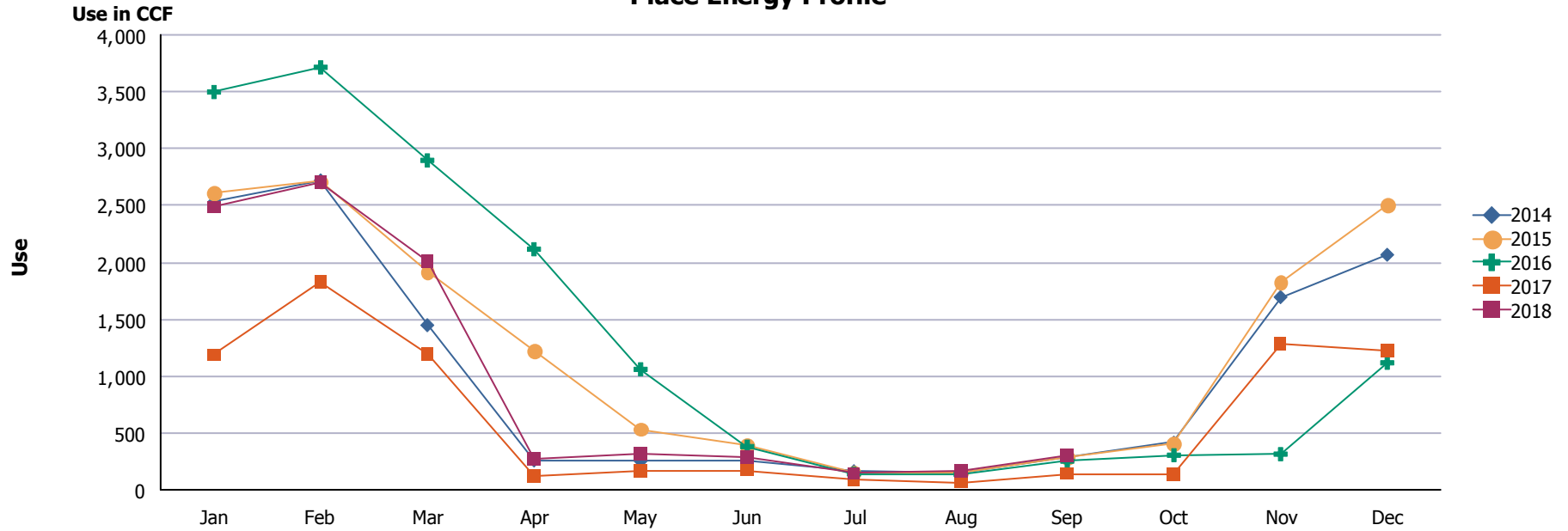
Place Energy Profile



Year	Jan	Feb	Mar	Apr	May	Jun	Jul	Aug	Sep	Oct	Nov	Dec	Totals
2014	3,661	3,463	2,496	1,320	256	296	101	112	210	356	1,241	3,527	17,039
2015	4,040	5,489	3,702	2,556	1,629	304	162	0	223	851	2,516	3,234	24,706
2016	3,528	4,629	2,340	2,146	735	269	126	128	224	276	253	2,379	17,033
2017	2,649	3,401	4,420	1,909	528	417	125	171	213	211	461	1,771	16,276
2018	4,531	4,619	3,945	1,642	1,332	532	140	184	543	0	0	0	17,468
Totals	18,409	21,601	16,903	9,573	4,480	1,818	654	595	1,413	1,694	4,471	10,911	92,522

Place: [WHITE] ZACH WHITE ELEMENTARY NEW-1997
 4256 ROXBURY

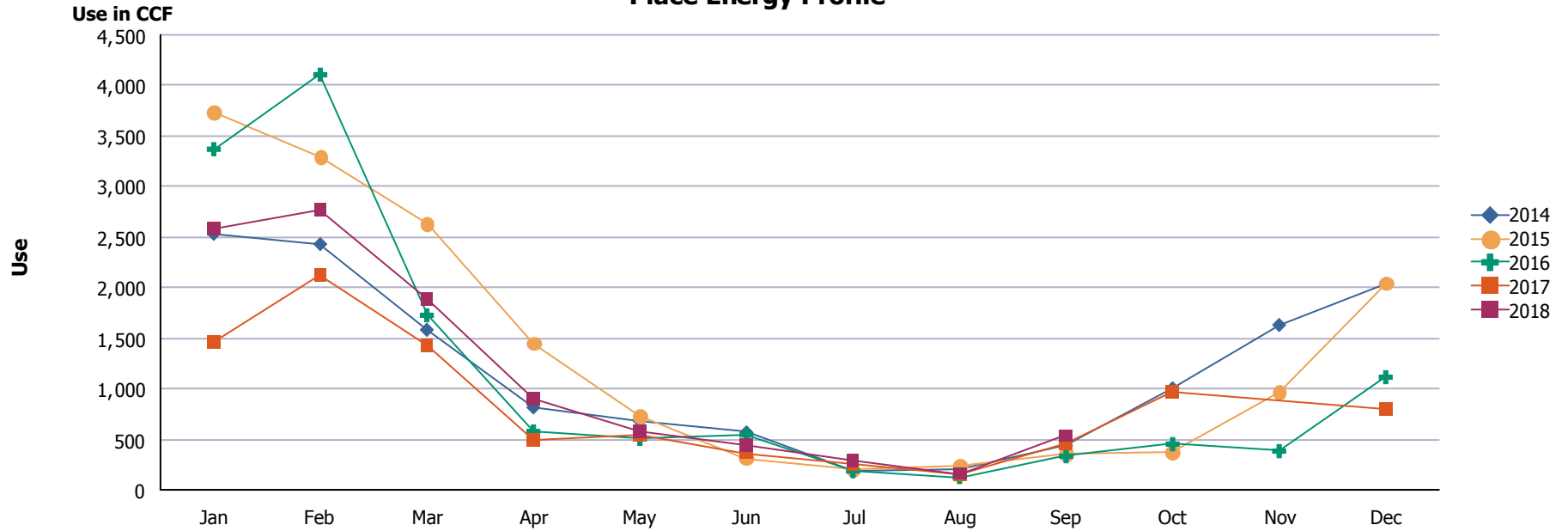
Place Energy Profile



Year	Jan	Feb	Mar	Apr	May	Jun	Jul	Aug	Sep	Oct	Nov	Dec	Totals
2014	2,530	2,721	1,448	259	253	255	164	156	280	415	1,695	2,067	12,243
2015	2,611	2,710	1,920	1,225	535	390	153	157	289	407	1,826	2,511	14,734
2016	3,498	3,715	2,897	2,116	1,060	380	141	137	253	305	314	1,117	15,933
2017	1,187	1,822	1,193	124	163	172	95	67	143	137	1,286	1,222	7,611
2018	2,484	2,705	2,008	271	314	292	144	167	305	0	0	0	8,690
Totals	12,310	13,673	9,466	3,995	2,325	1,489	697	684	1,270	1,264	5,121	6,917	59,211

Place: [WIGGS] WIGGS 052
 1300 CIRCLE DRIVE

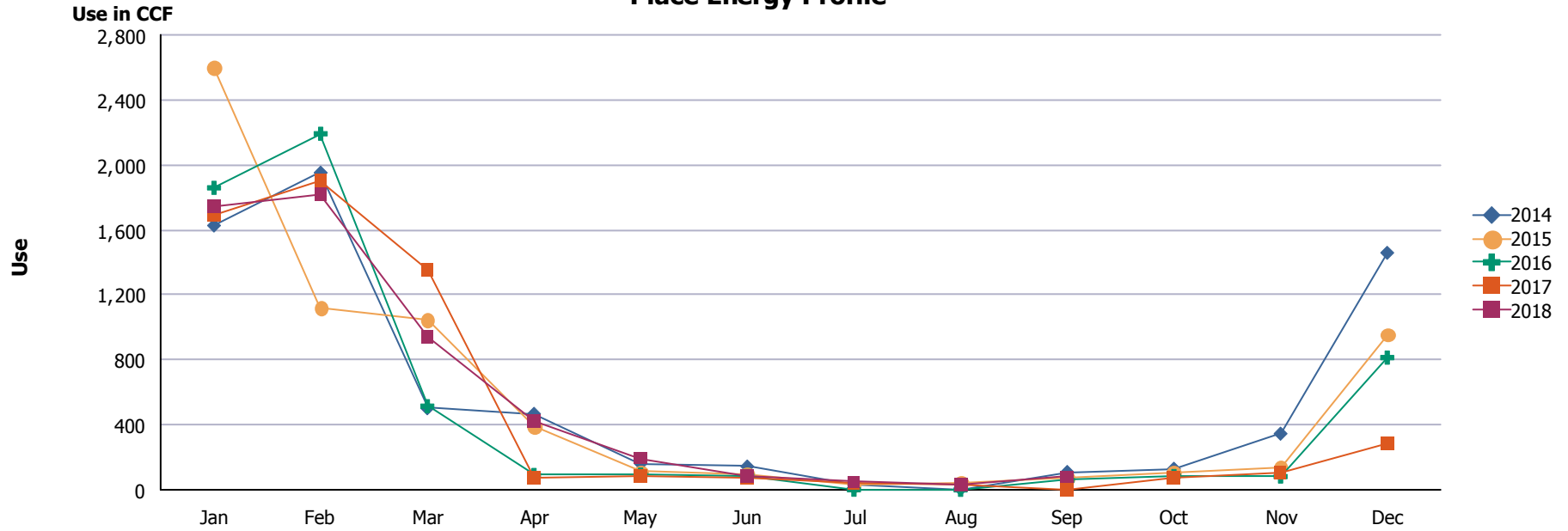
Place Energy Profile



Year	Jan	Feb	Mar	Apr	May	Jun	Jul	Aug	Sep	Oct	Nov	Dec	Totals
2014	2,533	2,431	1,583	815	679	569	179	198	438	1,005	1,631	2,040	14,101
2015	3,735	3,291	2,632	1,450	731	313	196	240	359	376	962	2,045	16,330
2016	3,370	4,107	1,727	577	504	544	187	127	333	452	383	1,115	13,426
2017	1,464	2,128	1,427	498	548	364	258	153	453	971	0	801	9,065
2018	2,585	2,772	1,888	895	579	442	288	161	535	0	0	0	10,145
Totals	13,687	14,729	9,257	4,235	3,041	2,232	1,108	879	2,118	2,804	2,976	6,001	63,067

Place: [ZAVALA] ZAVALA 148
 51 N. HAMMETT

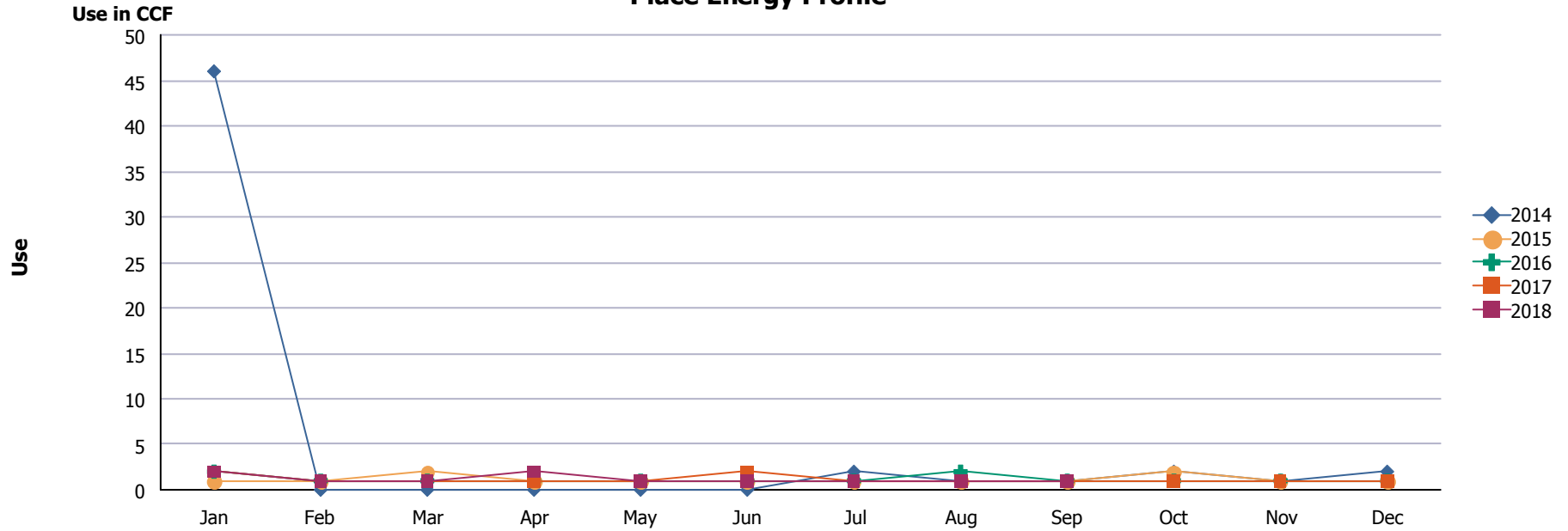
Place Energy Profile



Year	Jan	Feb	Mar	Apr	May	Jun	Jul	Aug	Sep	Oct	Nov	Dec	Totals
2014	1,627	1,952	502	468	162	144	33	5	110	130	346	1,459	6,938
2015	2,600	1,120	1,045	388	111	99	32	46	74	108	142	956	6,721
2016	1,859	2,192	515	92	94	85	1	0	59	85	82	814	5,878
2017	1,691	1,903	1,353	72	87	71	43	35	0	75	105	287	5,722
2018	1,744	1,817	939	421	194	84	49	31	80	0	0	0	5,359
Totals	9,521	8,984	4,354	1,441	648	483	158	117	323	398	675	3,516	30,618

Place: [ZUNI] ZUNI COTTAGES 952
 1308 ZUNI PLACE

Place Energy Profile

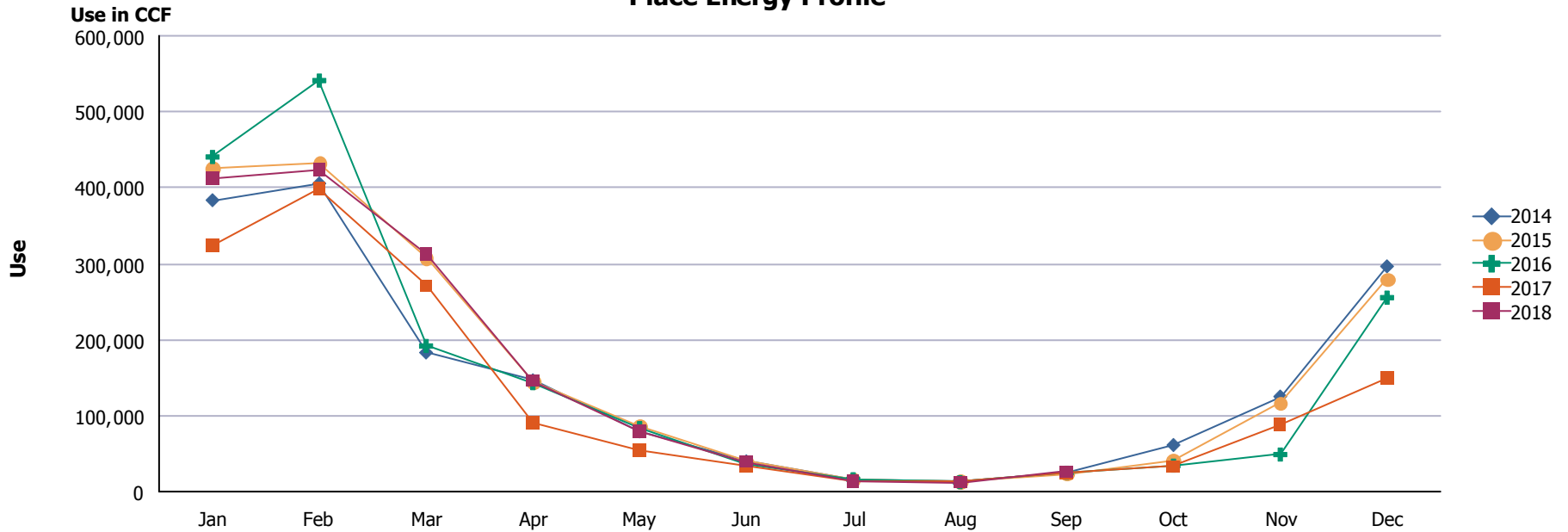


Year	Jan	Feb	Mar	Apr	May	Jun	Jul	Aug	Sep	Oct	Nov	Dec	Totals
2014	46	0	0	0	0	0	2	1	1	2	1	2	55
2015	1	1	2	1	1	1	1	1	1	2	1	1	14
2016	2	1	1	1	1	1	1	2	1	1	1	1	14
2017	2	1	1	1	1	2	1	1	1	1	1	1	14
2018	2	1	1	2	1	1	1	1	1	0	0	0	11
Totals	53	4	5	5	4	5	6	6	5	6	4	5	108

Summary

Place: [El Paso ISD - TX] El Paso ISD - TX

Place Energy Profile



Year	Jan	Feb	Mar	Apr	May	Jun	Jul	Aug	Sep	Oct	Nov	Dec	Totals
2014	383,689	405,718	183,110	146,604	79,225	39,923	16,076	13,156	24,087	61,371	125,250	296,599	1,774,807
2015	426,120	432,853	308,331	144,633	86,553	39,813	15,736	13,647	23,490	40,558	116,873	279,689	1,928,295
2016	440,576	541,130	191,816	142,811	83,685	35,482	16,285	12,522	24,897	34,239	48,827	255,389	1,827,659
2017	323,113	398,993	270,720	91,025	53,955	33,528	13,812	12,676	24,393	33,128	88,815	148,714	1,492,872
2018	411,684	424,077	313,056	145,758	79,108	39,566	13,064	12,175	26,352	0	0	0	1,464,840
Totals	1,985,182	2,202,772	1,267,033	670,832	382,525	188,312	74,973	64,176	123,218	169,295	379,764	980,391	8,488,473

Requested by: deiland

Client Version:

Report version:11

Filters: Commodity Equals Natural Gas; Meters in Building Name: Not one of ZACH WHITE MODULAR SCHOOL 147;NORTHEAST BOOK DEPOSITORY 814;START SCHOOL EARLY 1 DAY VALUE;STADIUM RATE CHANGES;SKY PARK IB1;SKY PARK I 200;SKY PARK;REMCON COTTAGES;PARKDALE COTTAGES 957;NEW COMPUTERS SINCE JUNE 1990;Lighting;HONDO PASS COTTAGES;Butterfield Trail Warehouse;BRANON COTTAGES 955;BLUE FLAME BLDG.;BARCELONA COTTAGES;ALL REFUNDS AND REBATES; Bill is Void Equals 0; Account is Active Equals 1; Bill is from External Vendor Equals 1; Billing Period Between Jan 2014 and Sep 2018; First Month (1-12) Equals 1