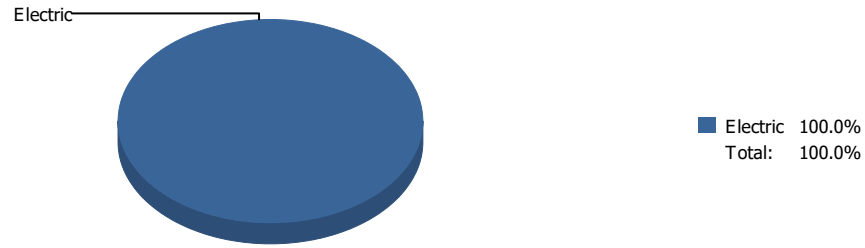
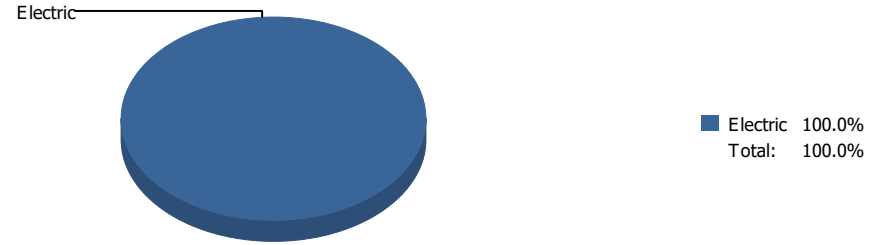


Energy



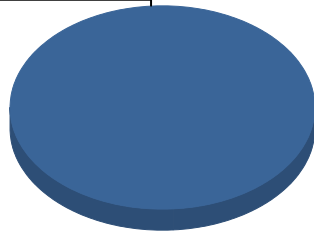
Cost



Commodity	Common Use	Energy Use	Energy Use / Area	Total Cost	Cost / Unit	Cost / Area
<b>Place: [ALAMO] ALAMO      101 [BUILDING]</b>						
<b>Area: 58,978 SqFt</b>						
<b>Billing Period: Aug 2019</b>						
ELECTRIC	5,700.00 kWh	19,448 KBtu	0.330 KBtu/SqFt	\$478.03	\$0.084 /kWh	\$0.008 /SqFt
<b>Totals:</b>		<b>19,448 KBtu</b>	<b>0.330 KBtu/SqFt</b>	<b>\$478.03</b>		

**Energy**

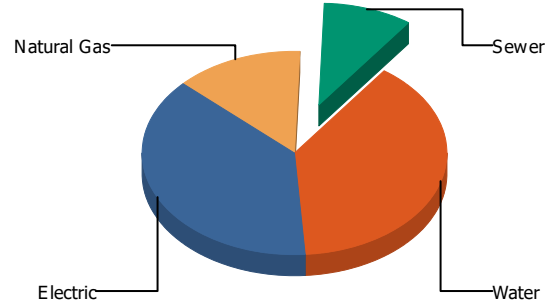
Electric



Electric	100.0%
Natural Gas	0.0%
Sewer	0.0%
Water	0.0%
<b>Total:</b>	<b>100.0%</b>

**Cost**

Natural Gas

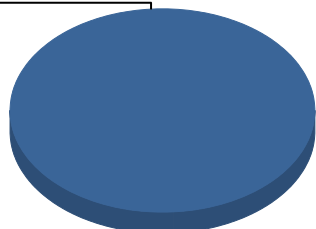


Electric	38.0%
Natural Gas	13.6%
Sewer	9.4%
Water	39.0%
<b>Total:</b>	<b>100.0%</b>

Commodity	Common Use	Energy Use	Energy Use / Area	Total Cost	Cost / Unit	Cost / Area
<b>Place: [ALTA] ALTA VISTA 102 [BUILDING]</b>						
<b>Area: 68,463 SqFt</b>						
<b>Billing Period: Aug 2019</b>						
ELECTRIC	7,050.00 kWh	24,055 KBtu	0.351 KBtu/SqFt	\$820.62	\$0.116 /kWh	\$0.012 /SqFt
NATURALGAS	0.00 CCF	0 KBtu	0.000 KBtu/SqFt	\$293.98	\$0.000 /CCF	\$0.004 /SqFt
SEWER	50.00 CCF			\$203.73	\$4.075 /CCF	\$0.003 /SqFt
WATER	136.00 CCF			\$842.79	\$6.197 /CCF	\$0.012 /SqFt
<b>Totals:</b>		<b>24,055 KBtu</b>	<b>0.351 KBtu/SqFt</b>	<b>\$2,161.12</b>		

### Energy

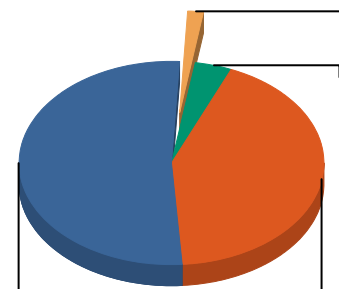
Electric



Electric	100.0%
Natural Gas	0.0%
Sewer	0.0%
Water	0.0%
<b>Total:</b>	<b>100.0%</b>

### Cost

Electric



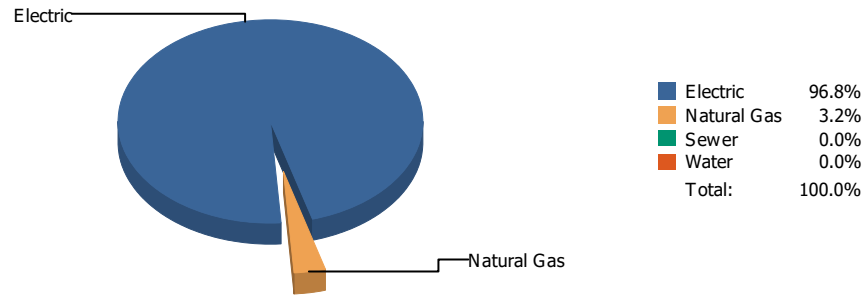
Natural Gas  
Sewer

Electric	52.0%
Natural Gas	1.7%
Sewer	4.0%
Water	42.4%
<b>Total:</b>	<b>100.0%</b>

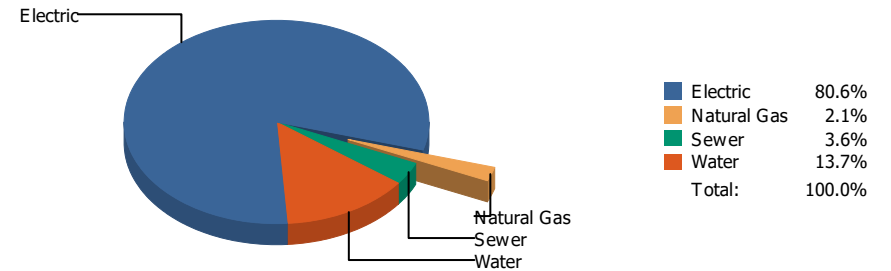
Water

Commodity	Common Use	Energy Use	Energy Use / Area	Total Cost	Cost / Unit	Cost / Area
<b>Place: [ADDRESS] ADDRESS      001 [BUILDING]</b>						
<b>Area: 266,968 SqFt</b>						
<b>Billing Period: Aug 2019</b>						
ELECTRIC	66,563.00 kWh	227,113 KBtu	0.851 KBtu/SqFt	\$13,404.18	\$0.201 /kWh	\$0.050 /SqFt
NATURALGAS	0.00 CCF	0 KBtu	0.000 KBtu/SqFt	\$440.97	\$0.000 /CCF	\$0.002 /SqFt
SEWER	388.00 CCF			\$1,021.95	\$2.634 /CCF	\$0.004 /SqFt
WATER	1,857.00 CCF			\$10,928.89	\$5.885 /CCF	\$0.041 /SqFt
<b>Totals:</b>		<b>227,113 KBtu</b>	<b>0.851 KBtu/SqFt</b>	<b>\$25,795.99</b>		

**Energy**

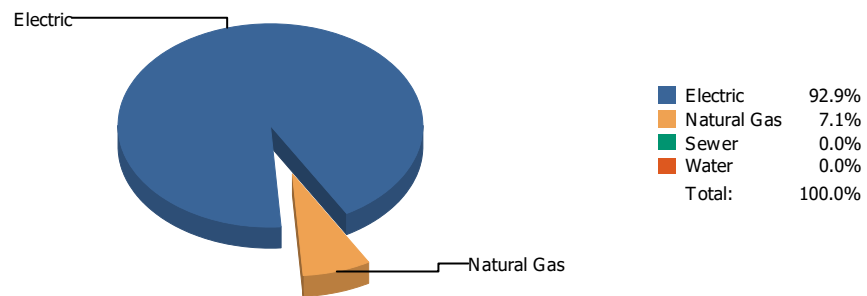


**Cost**

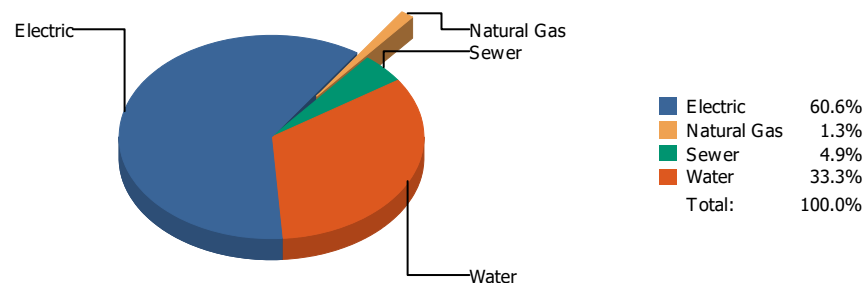


Commodity	Common Use	Energy Use	Energy Use / Area	Total Cost	Cost / Unit	Cost / Area
<b>Place: [AOY] AOY      103 [BUILDING]</b>						
<b>Area: 105,486 SqFt</b>						
<b>Billing Period: Aug 2019</b>						
ELECTRIC	73,982.00 kWh	252,427 KBtu	2.393 KBtu/SqFt	\$12,689.79	\$0.172 /kWh	\$0.120 /SqFt
NATURALGAS	82.00 CCF	8,446 KBtu	0.080 KBtu/SqFt	\$326.59	\$3.983 /CCF	\$0.003 /SqFt
SEWER	70.00 CCF			\$567.22	\$8.103 /CCF	\$0.005 /SqFt
WATER	198.00 CCF			\$2,153.68	\$10.877 /CCF	\$0.020 /SqFt
<b>Totals:</b>		<b>260,873 KBtu</b>	<b>2.473 KBtu/SqFt</b>	<b>\$15,737.28</b>		

### Energy

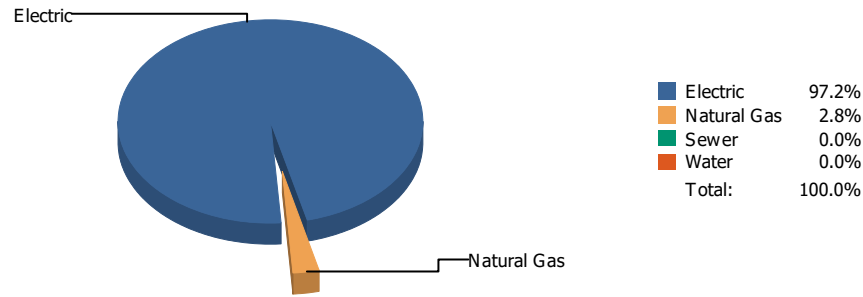


### Cost

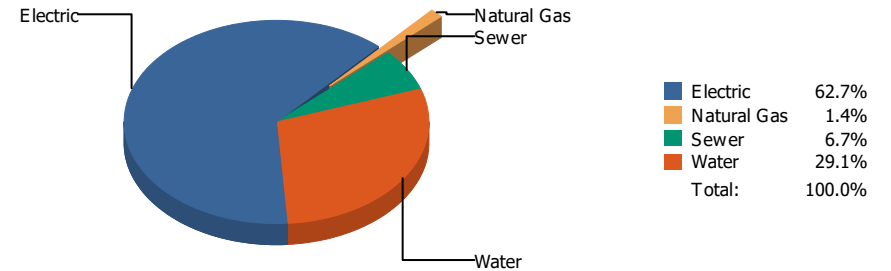


Commodity	Common Use	Energy Use	Energy Use / Area	Total Cost	Cost / Unit	Cost / Area
<b>Place: [ARMENDARIZ_1] ARMENDARIZ MIDDLE SCHOOL [BUILDING]</b>						
<b>Area: 133,779 SqFt</b>						
<b>Billing Period: Aug 2019</b>						
ELECTRIC	92,000.00 kWh	313,904 KBtu	2.346 KBtu/SqFt	\$11,163.46	\$0.121 /kWh	\$0.083 /SqFt
NATURALGAS	234.00 CCF	24,102 KBtu	0.180 KBtu/SqFt	\$240.07	\$1.026 /CCF	\$0.002 /SqFt
SEWER	269.00 CCF			\$897.10	\$3.335 /CCF	\$0.007 /SqFt
WATER	1,383.00 CCF			\$6,135.52	\$4.436 /CCF	\$0.046 /SqFt
<b>Totals:</b>		<b>338,006 KBtu</b>	<b>2.527 KBtu/SqFt</b>	<b>\$18,436.15</b>		

**Energy**

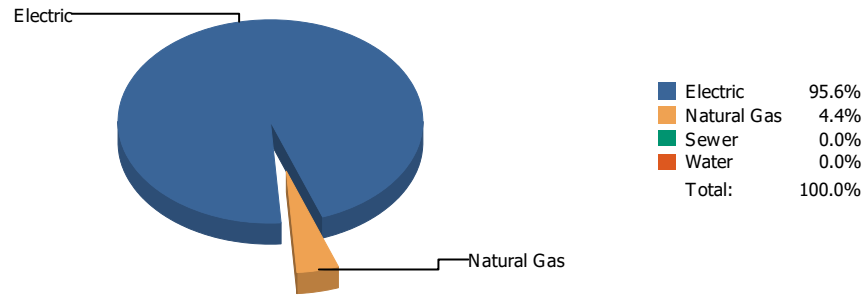


**Cost**

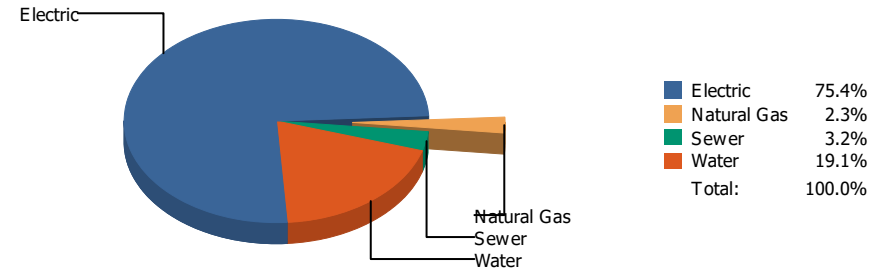


Commodity	Common Use	Energy Use	Energy Use / Area	Total Cost	Cost / Unit	Cost / Area
<b>Place: [AUSTIN] AUSTIN      002 [BUILDING]</b>						
<b>Area: 269,216 SqFt</b>						
<b>Billing Period: Aug 2019</b>						
ELECTRIC	184,619.00 kWh	629,920 KBtu	2.340 KBtu/SqFt	\$22,192.48	\$0.120 /kWh	\$0.082 /SqFt
NATURALGAS	173.00 CCF	17,819 KBtu	0.066 KBtu/SqFt	\$509.76	\$2.947 /CCF	\$0.002 /SqFt
SEWER	725.00 CCF			\$2,380.88	\$3.284 /CCF	\$0.009 /SqFt
WATER	1,791.00 CCF			\$10,295.61	\$5.749 /CCF	\$0.038 /SqFt
<b>Totals:</b>		<b>647,739 KBtu</b>	<b>2.406 KBtu/SqFt</b>	<b>\$35,378.73</b>		

### Energy

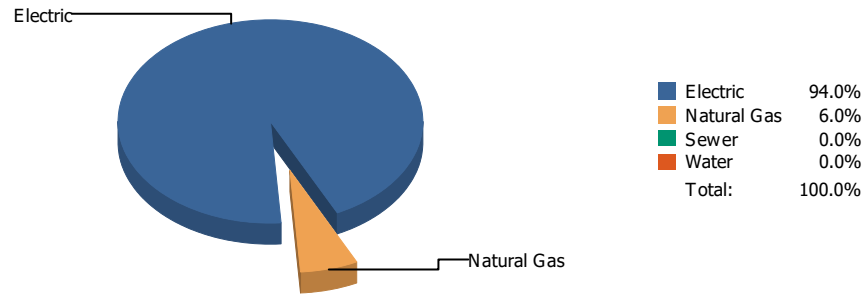


### Cost

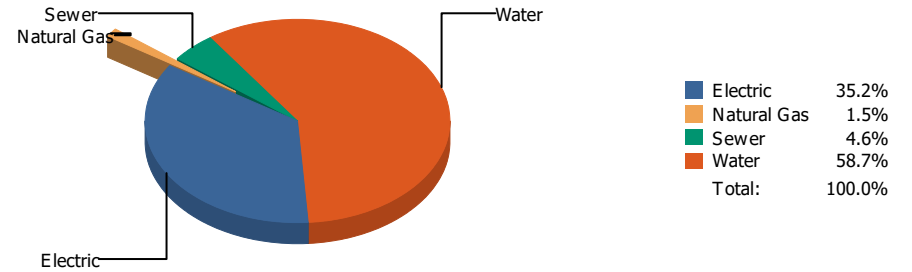


Commodity	Common Use	Energy Use	Energy Use / Area	Total Cost	Cost / Unit	Cost / Area
<b>Place: [BARRON ELEMENTARY] Barron Elementary 165 [BUILDING]</b>						
<b>Area: 87,818 SqFt</b>						
<b>Billing Period: Aug 2019</b>						
ELECTRIC	94,009.00 kWh	320,759 KBtu	3.653 KBtu/SqFt	\$11,505.48	\$0.122 /kWh	\$0.131 /SqFt
NATURALGAS	145.00 CCF	14,935 KBtu	0.170 KBtu/SqFt	\$351.66	\$2.425 /CCF	\$0.004 /SqFt
SEWER	51.00 CCF			\$485.64	\$9.522 /CCF	\$0.006 /SqFt
WATER	384.00 CCF			\$2,916.33	\$7.595 /CCF	\$0.033 /SqFt
<b>Totals:</b>		<b>335,694 KBtu</b>	<b>3.823 KBtu/SqFt</b>	<b>\$15,259.11</b>		

**Energy**



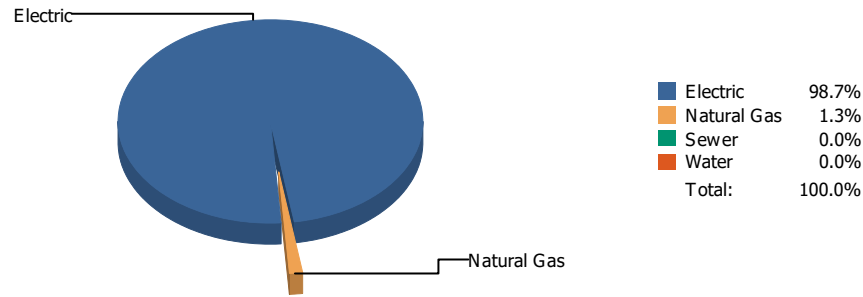
**Cost**



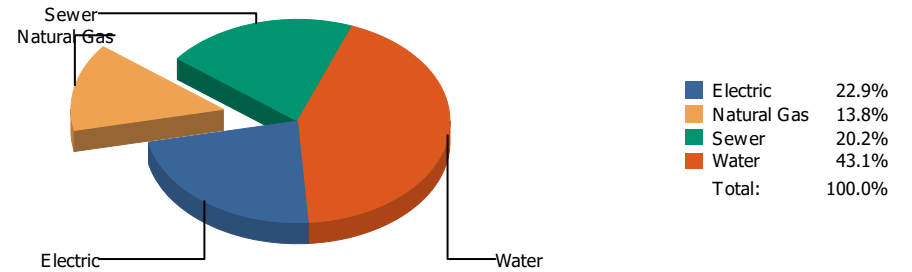
Commodity	Common Use	Energy Use	Energy Use / Area	Total Cost	Cost / Unit	Cost / Area
<b>Place: [BASSETT] BASSETT                      049 [BUILDING]</b>						
<b>Area: 174,250 SqFt</b>						
<b>Billing Period: Aug 2019</b>						
ELECTRIC	63,800.00 kWh	217,686 KBtu	1.249 KBtu/SqFt	\$8,129.65	\$0.127 /kWh	\$0.047 /SqFt
NATURALGAS	135.00 CCF	13,905 KBtu	0.080 KBtu/SqFt	\$347.68	\$2.575 /CCF	\$0.002 /SqFt
SEWER	403.00 CCF			\$1,052.85	\$2.613 /CCF	\$0.006 /SqFt
WATER	2,318.00 CCF			\$13,569.71	\$5.854 /CCF	\$0.078 /SqFt
<b>Totals:</b>		<b>231,591 KBtu</b>	<b>1.329 KBtu/SqFt</b>	<b>\$23,099.89</b>		



**Energy**

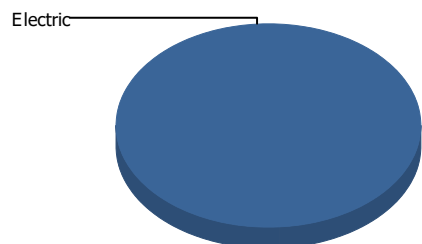


**Cost**



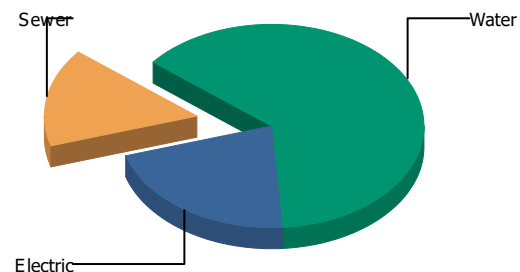
Commodity	Common Use	Energy Use	Energy Use / Area	Total Cost	Cost / Unit	Cost / Area
<b>Place: [BEALL] BEALL      104 [BUILDING]</b>						
<b>Area: 74,454 SqFt</b>						
<b>Billing Period: Aug 2019</b>						
ELECTRIC	4,676.00 kWh	15,955 KBtu	0.214 KBtu/SqFt	\$488.19	\$0.104 /kWh	\$0.006 /SqFt
NATURALGAS	2.00 CCF	206 KBtu	0.003 KBtu/SqFt	\$294.77	\$147.385 /CCF	\$0.004 /SqFt
SEWER	101.00 CCF			\$430.73	\$4.265 /CCF	\$0.006 /SqFt
WATER	103.00 CCF			\$917.89	\$8.912 /CCF	\$0.012 /SqFt
<b>Totals:</b>		<b>16,161 KBtu</b>	<b>0.217 KBtu/SqFt</b>	<b>\$2,131.58</b>		

**Energy**



Electric 100.0%  
 Sewer 0.0%  
 Water 0.0%  
 Total: 100.0%

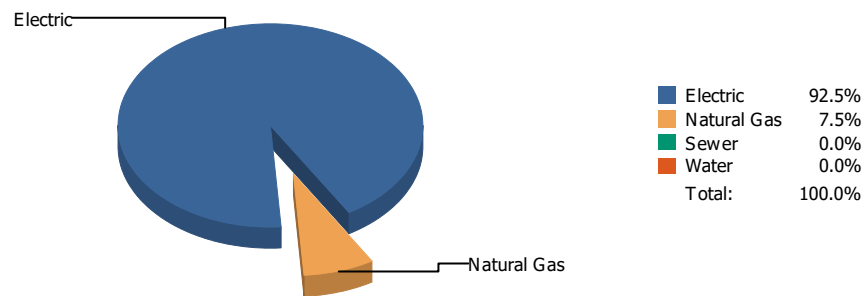
**Cost**



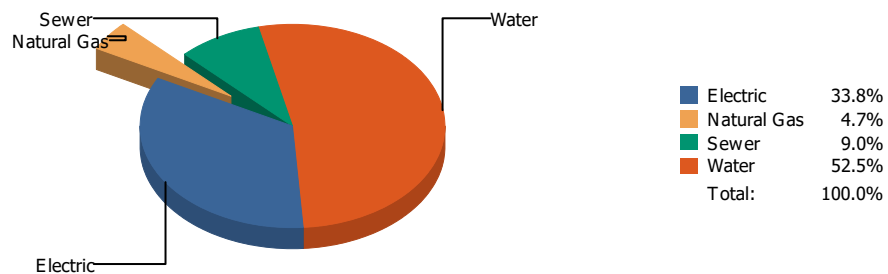
Electric 21.5%  
 Sewer 15.5%  
 Water 63.0%  
 Total: 100.0%

Commodity	Common Use	Energy Use	Energy Use / Area	Total Cost	Cost / Unit	Cost / Area
<b>Place: [BLISS] BLISS      105 [BUILDING]</b>						
<b>Area: 78,820 SqFt</b>						
<b>Billing Period: Aug 2019</b>						
ELECTRIC	31,933.00 kWh	108,955 KBtu	1.382 KBtu/SqFt	\$4,466.16	\$0.140 /kWh	\$0.057 /SqFt
SEWER	1,451.00 CCF			\$3,211.73	\$2.213 /CCF	\$0.041 /SqFt
WATER	3,209.00 CCF			\$13,084.70	\$4.078 /CCF	\$0.166 /SqFt
<b>Totals:</b>		<b>108,955 KBtu</b>	<b>1.382 KBtu/SqFt</b>	<b>\$20,762.59</b>		

### Energy

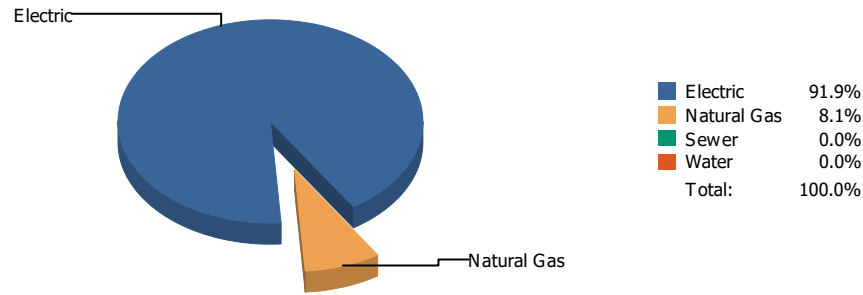


### Cost

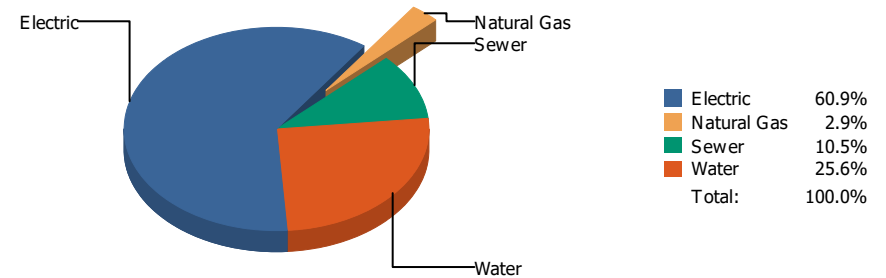


Commodity	Common Use	Energy Use	Energy Use / Area	Total Cost	Cost / Unit	Cost / Area
<b>Place: [BOND_2] BOND      160 [BUILDING]</b>						
<b>Area: 89,988 SqFt</b>						
<b>Billing Period: Aug 2019</b>						
ELECTRIC	13,009.00 kWh	44,387 KBtu	0.493 KBtu/SqFt	\$2,190.53	\$0.168 /kWh	\$0.024 /SqFt
NATURALGAS	35.00 CCF	3,605 KBtu	0.040 KBtu/SqFt	\$308.08	\$8.802 /CCF	\$0.003 /SqFt
SEWER	125.00 CCF			\$580.90	\$4.647 /CCF	\$0.006 /SqFt
WATER	495.00 CCF			\$3,410.47	\$6.890 /CCF	\$0.038 /SqFt
<b>Totals:</b>		<b>47,992 KBtu</b>	<b>0.533 KBtu/SqFt</b>	<b>\$6,489.98</b>		

### Energy

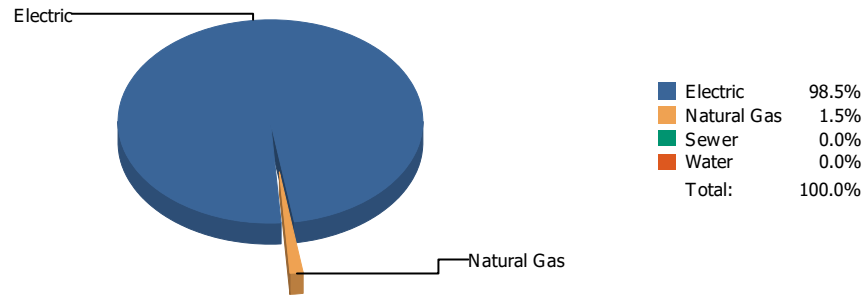


### Cost

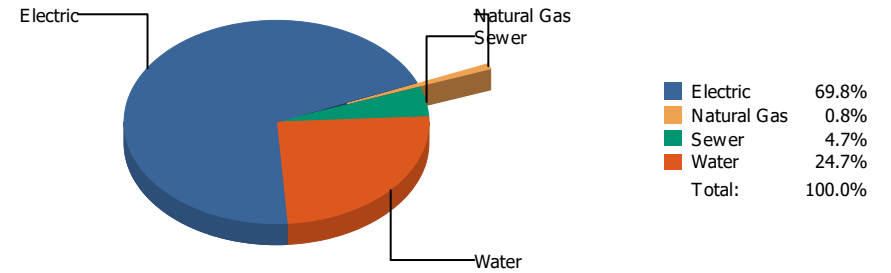


Commodity	Common Use	Energy Use	Energy Use / Area	Total Cost	Cost / Unit	Cost / Area
<b>Place: [BONHAM] BONHAM      106 [BUILDING]</b>						
<b>Area: 53,522 SqFt</b>						
<b>Billing Period: Aug 2019</b>						
ELECTRIC	30,679.00 kWh	104,677 KBtu	1.956 KBtu/SqFt	\$3,786.92	\$0.123 /kWh	\$0.071 /SqFt
NATURALGAS	89.00 CCF	9,167 KBtu	0.171 KBtu/SqFt	\$182.40	\$2.049 /CCF	\$0.003 /SqFt
SEWER	222.00 CCF			\$654.46	\$2.948 /CCF	\$0.012 /SqFt
WATER	265.00 CCF			\$1,594.69	\$6.018 /CCF	\$0.030 /SqFt
<b>Totals:</b>		<b>113,844 KBtu</b>	<b>2.127 KBtu/SqFt</b>	<b>\$6,218.47</b>		

**Energy**

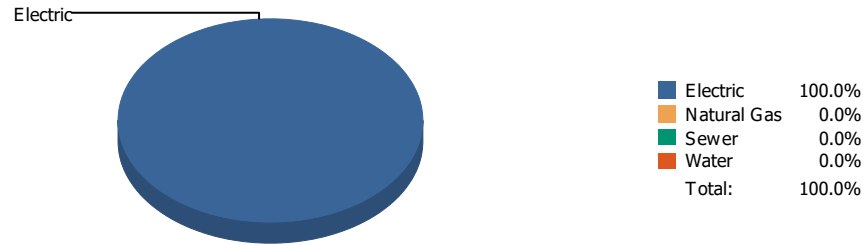


**Cost**

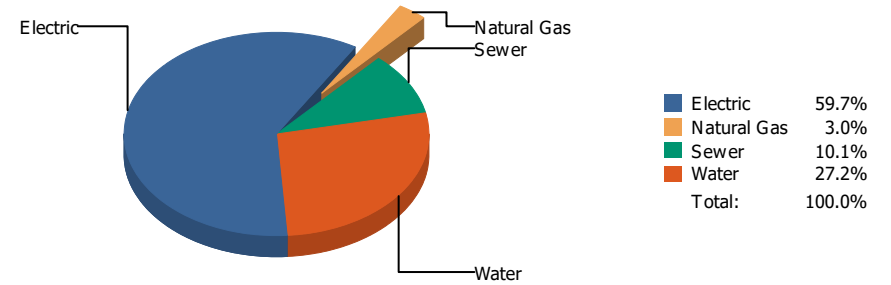


Commodity	Common Use	Energy Use	Energy Use / Area	Total Cost	Cost / Unit	Cost / Area
<b>Place: [BOWIE] BOWIE 003 [BUILDING]</b>						
<b>Area: 282,931 SqFt</b>						
<b>Billing Period: Aug 2019</b>						
ELECTRIC	308,260.00 kWh	1,051,783 KBtu	3.717 KBtu/SqFt	\$30,648.47	\$0.099 /kWh	\$0.108 /SqFt
NATURALGAS	154.00 CCF	15,862 KBtu	0.056 KBtu/SqFt	\$355.25	\$2.307 /CCF	\$0.001 /SqFt
SEWER	676.00 CCF			\$2,058.92	\$3.046 /CCF	\$0.007 /SqFt
WATER	3,778.00 CCF			\$10,869.45	\$2.877 /CCF	\$0.038 /SqFt
<b>Totals:</b>		<b>1,067,645 KBtu</b>	<b>3.774 KBtu/SqFt</b>	<b>\$43,932.09</b>		

**Energy**

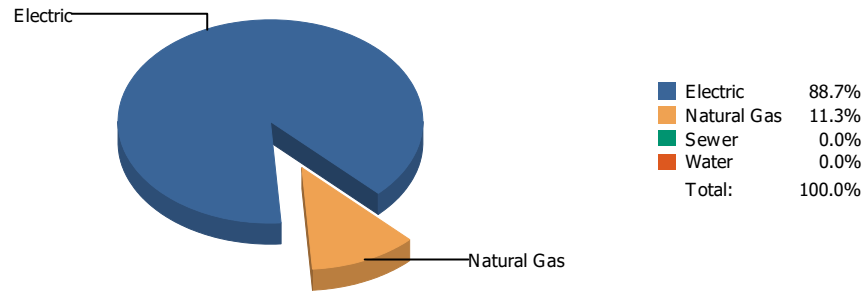


**Cost**

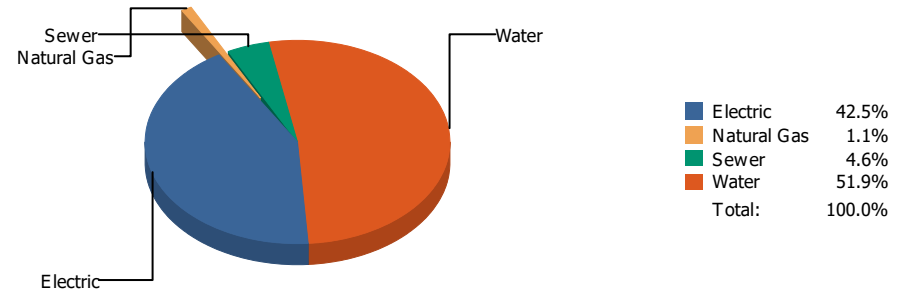


Commodity	Common Use	Energy Use	Energy Use / Area	Total Cost	Cost / Unit	Cost / Area
<b>Place: [BRADLEY] BRADLEY      158 [BUILDING]</b>						
<b>Area: 59,142 SqFt</b>						
<b>Billing Period: Aug 2019</b>						
ELECTRIC	23,760.00 kWh	81,069 KBtu	1.371 KBtu/SqFt	\$2,899.05	\$0.122 /kWh	\$0.049 /SqFt
NATURALGAS	0.00 CCF	0 KBtu	0.000 KBtu/SqFt	\$146.99	\$0.000 /CCF	\$0.002 /SqFt
SEWER	71.00 CCF			\$489.22	\$6.890 /CCF	\$0.008 /SqFt
WATER	196.00 CCF			\$1,319.31	\$6.731 /CCF	\$0.022 /SqFt
<b>Totals:</b>		<b>81,069 KBtu</b>	<b>1.371 KBtu/SqFt</b>	<b>\$4,854.57</b>		

**Energy**

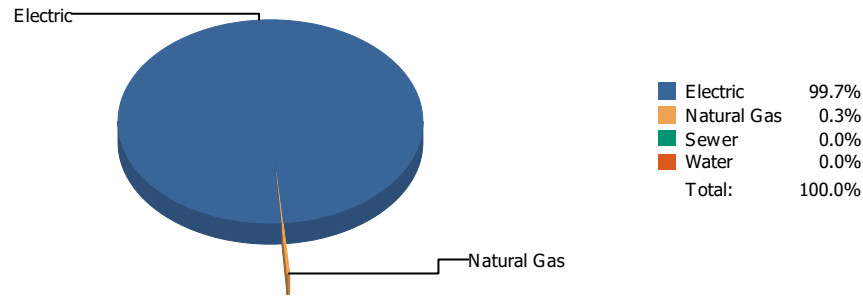


**Cost**

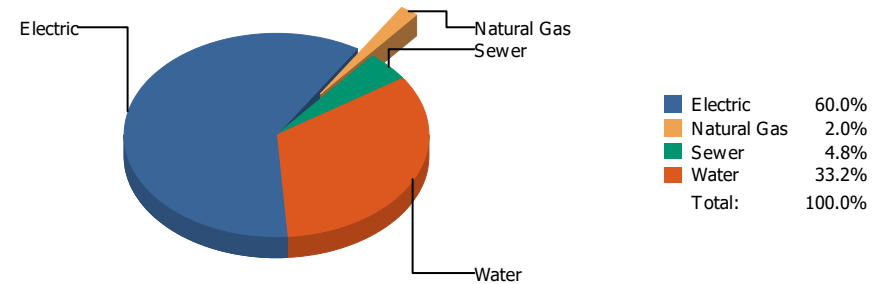


Commodity	Common Use	Energy Use	Energy Use / Area	Total Cost	Cost / Unit	Cost / Area
<b>Place: [BROWN] BROWN MIDDLE SCHOOL 056 [BUILDING]</b>						
<b>Area: 173,263 SqFt</b>						
<b>Billing Period: Aug 2019</b>						
ELECTRIC	81,200.00 kWh	277,054 KBtu	1.599 KBtu/SqFt	\$11,262.85	\$0.139 /kWh	\$0.065 /SqFt
NATURALGAS	344.00 CCF	35,432 KBtu	0.204 KBtu/SqFt	\$283.83	\$0.825 /CCF	\$0.002 /SqFt
SEWER	426.00 CCF			\$1,220.52	\$2.865 /CCF	\$0.007 /SqFt
WATER	2,228.00 CCF			\$13,761.44	\$6.177 /CCF	\$0.079 /SqFt
<b>Totals:</b>		<b>312,486 KBtu</b>	<b>1.804 KBtu/SqFt</b>	<b>\$26,528.64</b>		

### Energy



### Cost

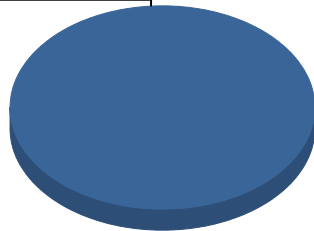


Commodity	Common Use	Energy Use	Energy Use / Area	Total Cost	Cost / Unit	Cost / Area
<b>Place: [BURGES] BURGESS 004 [BUILDING]</b>						
<b>Area: 241,219 SqFt</b>						
<b>Billing Period: Aug 2019</b>						
ELECTRIC	103,142.00 kWh	351,921 KBtu	1.459 KBtu/SqFt	\$13,288.45	\$0.129 /kWh	\$0.055 /SqFt
NATURALGAS	10.00 CCF	1,030 KBtu	0.004 KBtu/SqFt	\$444.91	\$44.491 /CCF	\$0.002 /SqFt
SEWER	241.00 CCF			\$1,062.09	\$4.407 /CCF	\$0.004 /SqFt
WATER	1,230.00 CCF			\$7,367.82	\$5.990 /CCF	\$0.030 /SqFt
<b>Totals:</b>		<b>352,951 KBtu</b>	<b>1.463 KBtu/SqFt</b>	<b>\$22,163.27</b>		



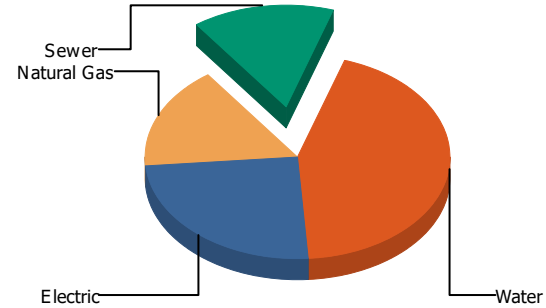
**Energy**

Electric



Electric	100.0%
Natural Gas	0.0%
Sewer	0.0%
Water	0.0%
<b>Total:</b>	<b>100.0%</b>

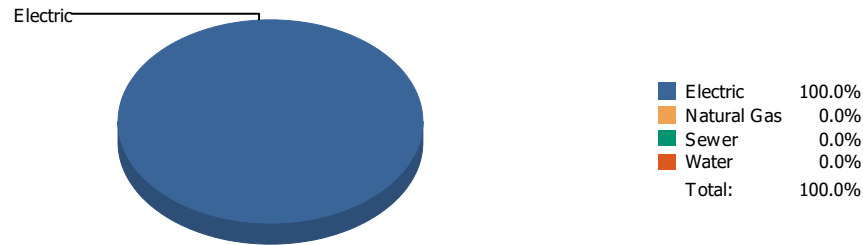
**Cost**



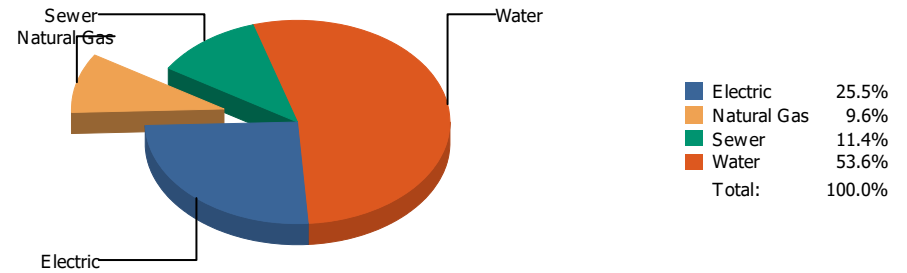
Electric	24.6%
Natural Gas	16.5%
Sewer	15.1%
Water	43.8%
<b>Total:</b>	<b>100.0%</b>

Commodity	Common Use	Energy Use	Energy Use / Area	Total Cost	Cost / Unit	Cost / Area
<b>Place: [BURLESON] BURLESON 107 [BUILDING]</b>						
<b>Area: 73,772 SqFt</b>						
<b>Billing Period: Aug 2019</b>						
ELECTRIC	5,398.00 kWh	18,418 KBtu	0.250 KBtu/SqFt	\$656.98	\$0.122 /kWh	\$0.009 /SqFt
NATURALGAS	0.00 CCF	0 KBtu	0.000 KBtu/SqFt	\$440.97	\$0.000 /CCF	\$0.006 /SqFt
SEWER	97.00 CCF			\$401.28	\$4.137 /CCF	\$0.005 /SqFt
WATER	299.00 CCF			\$1,166.60	\$3.902 /CCF	\$0.016 /SqFt
<b>Totals:</b>		<b>18,418 KBtu</b>	<b>0.250 KBtu/SqFt</b>	<b>\$2,665.83</b>		

**Energy**

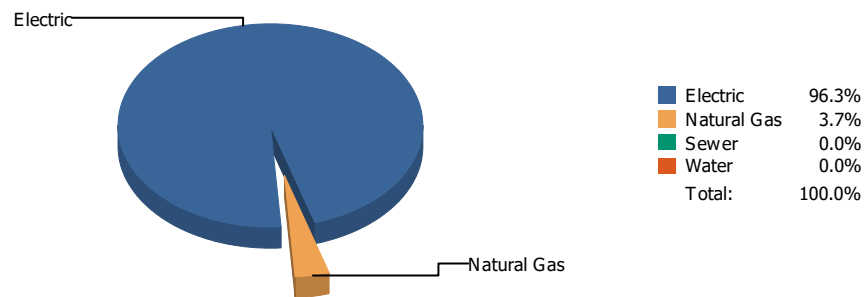


**Cost**

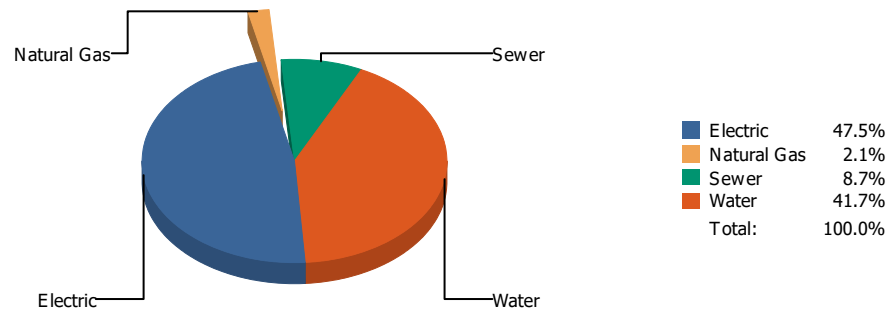


Commodity	Common Use	Energy Use	Energy Use / Area	Total Cost	Cost / Unit	Cost / Area
<b>Place: [BURNET] BURNET 108 [BUILDING]</b>						
<b>Area: 50,520 SqFt</b>						
<b>Billing Period: Aug 2019</b>						
ELECTRIC	3,085.00 kWh	10,526 KBtu	0.208 KBtu/SqFt	\$779.19	\$0.253 /kWh	\$0.015 /SqFt
NATURALGAS	0.00 CCF	0 KBtu	0.000 KBtu/SqFt	\$293.98	\$0.000 /CCF	\$0.006 /SqFt
SEWER	71.00 CCF			\$347.72	\$4.897 /CCF	\$0.007 /SqFt
WATER	260.00 CCF			\$1,639.09	\$6.304 /CCF	\$0.032 /SqFt
<b>Totals:</b>		<b>10,526 KBtu</b>	<b>0.208 KBtu/SqFt</b>	<b>\$3,059.98</b>		

### Energy

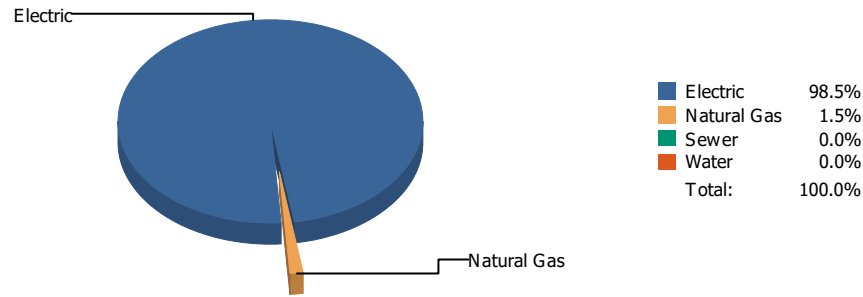


### Cost

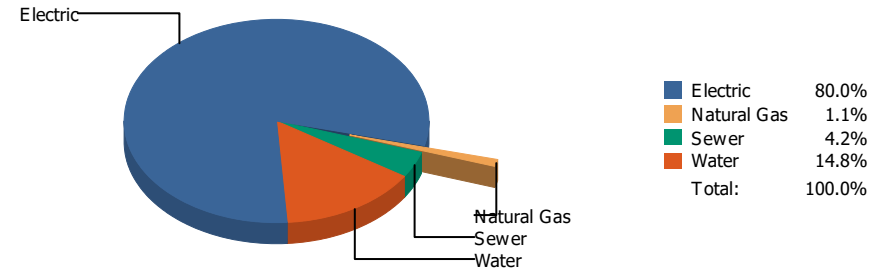


Commodity	Common Use	Energy Use	Energy Use / Area	Total Cost	Cost / Unit	Cost / Area
<b>Place: [CANYON HILLS] CANYON HILLS 043 [BUILDING]</b>						
<b>Area: 133,149 SqFt</b>						
<b>Billing Period: Aug 2019</b>						
ELECTRIC	55,070.00 kWh	187,899 KBtu	1.411 KBtu/SqFt	\$7,252.08	\$0.132 /kWh	\$0.054 /SqFt
NATURALGAS	70.00 CCF	7,210 KBtu	0.054 KBtu/SqFt	\$321.69	\$4.596 /CCF	\$0.002 /SqFt
SEWER	309.00 CCF			\$1,322.46	\$4.280 /CCF	\$0.010 /SqFt
WATER	996.00 CCF			\$6,373.79	\$6.399 /CCF	\$0.048 /SqFt
<b>Totals:</b>		<b>195,109 KBtu</b>	<b>1.465 KBtu/SqFt</b>	<b>\$15,270.02</b>		

**Energy**

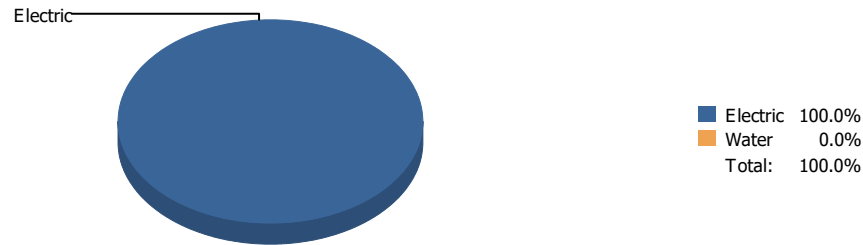


**Cost**

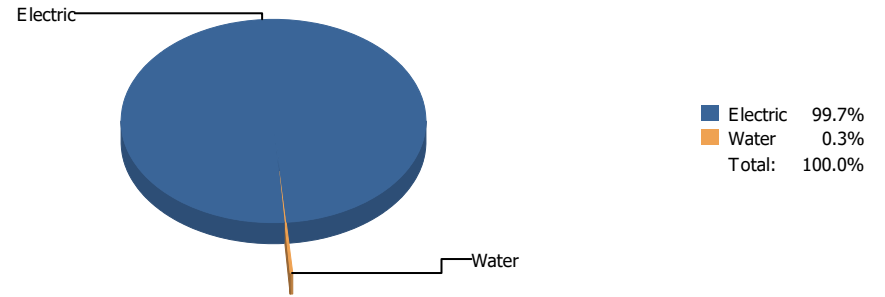


Commodity	Common Use	Energy Use	Energy Use / Area	Total Cost	Cost / Unit	Cost / Area
<b>Place: [CAREER] CAREER AND TECHNOLOGY [BUILDING]</b>						
<b>Area: 146,485 SqFt</b>						
<b>Billing Period: Aug 2019</b>						
ELECTRIC	110,343.00 kWh	376,490 KBtu	2.570 KBtu/SqFt	\$12,137.50	\$0.110 /kWh	\$0.083 /SqFt
NATURALGAS	56.00 CCF	5,768 KBtu	0.039 KBtu/SqFt	\$169.24	\$3.022 /CCF	\$0.001 /SqFt
SEWER	159.00 CCF			\$630.27	\$3.964 /CCF	\$0.004 /SqFt
WATER	401.00 CCF			\$2,238.96	\$5.583 /CCF	\$0.015 /SqFt
<b>Totals:</b>		<b>382,258 KBtu</b>	<b>2.610 KBtu/SqFt</b>	<b>\$15,175.97</b>		

**Energy**

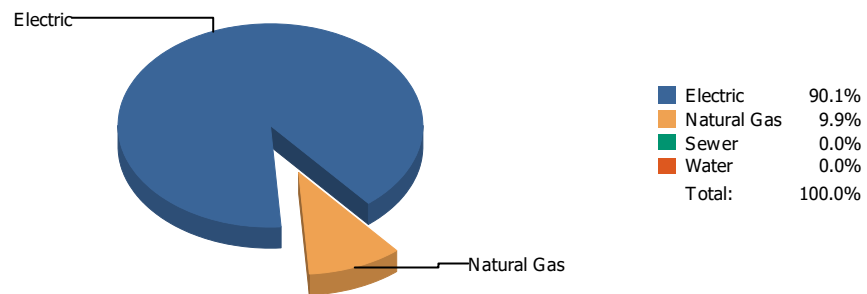


**Cost**

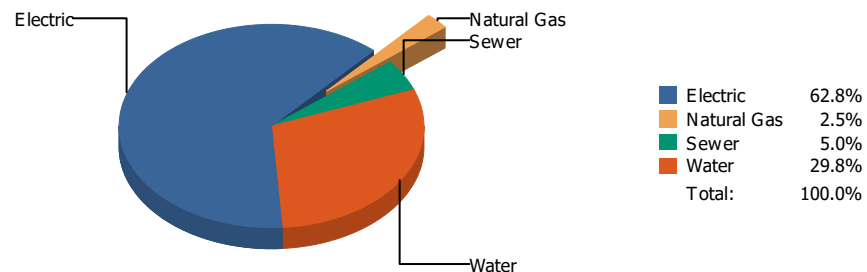


Commodity	Common Use	Energy Use	Energy Use / Area	Total Cost	Cost / Unit	Cost / Area
<b>Place: [CHAPIN] CHAPIN 012 [BUILDING]</b>						
<b>Area: 273,727 SqFt</b>						
<b>Billing Period: Aug 2019</b>						
ELECTRIC	391,344.00 kWh	1,335,266 KBtu	4.878 KBtu/SqFt	\$40,047.47	\$0.102 /kWh	\$0.146 /SqFt
WATER	0.00 CCF			\$122.86	\$0.000 /CCF	\$0.000 /SqFt
<b>Totals:</b>		<b>1,335,266 KBtu</b>	<b>4.878 KBtu/SqFt</b>	<b>\$40,170.33</b>		

### Energy

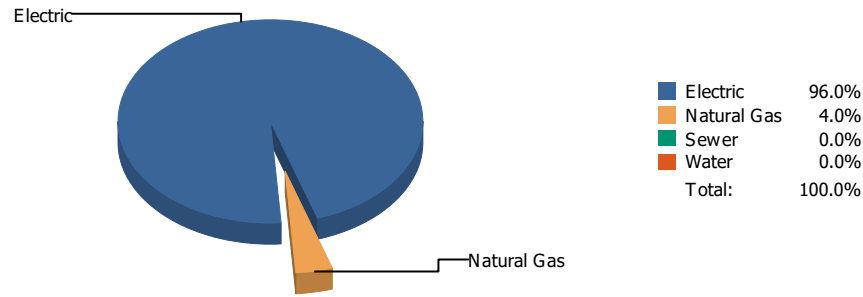


### Cost

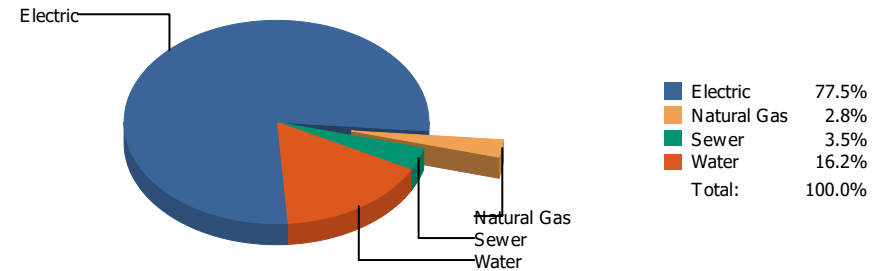


Commodity	Common Use	Energy Use	Energy Use / Area	Total Cost	Cost / Unit	Cost / Area
<b>Place: [CHARLES] H.E. CHARLES 045 [BUILDING]</b>						
<b>Area: 107,867 SqFt</b>						
<b>Billing Period: Aug 2019</b>						
ELECTRIC	87,358.00 kWh	298,065 KBtu	2.763 KBtu/SqFt	\$10,742.61	\$0.123 /kWh	\$0.099 /SqFt
NATURALGAS	317.00 CCF	32,651 KBtu	0.303 KBtu/SqFt	\$420.02	\$1.325 /CCF	\$0.004 /SqFt
SEWER	249.00 CCF			\$855.90	\$3.437 /CCF	\$0.008 /SqFt
WATER	876.00 CCF			\$5,100.06	\$5.822 /CCF	\$0.047 /SqFt
<b>Totals:</b>		<b>330,716 KBtu</b>	<b>3.066 KBtu/SqFt</b>	<b>\$17,118.59</b>		

**Energy**

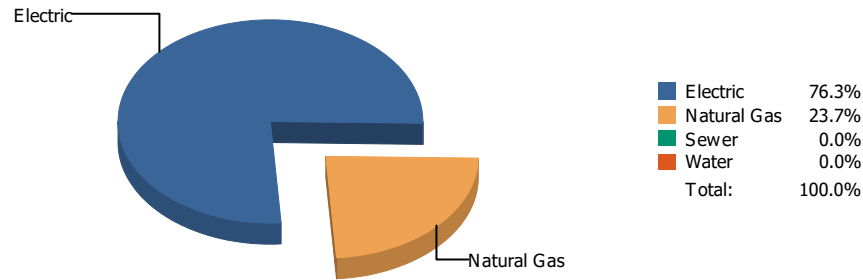


**Cost**

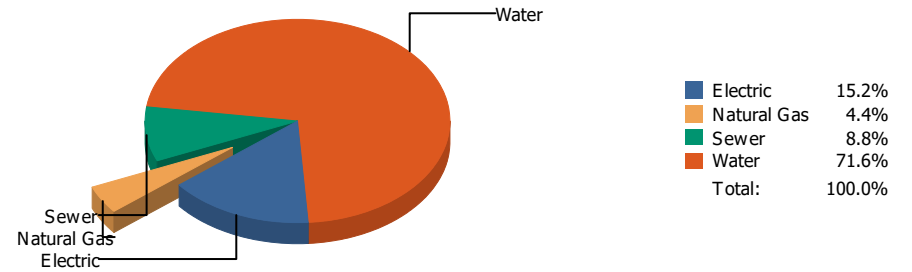


Commodity	Common Use	Energy Use	Energy Use / Area	Total Cost	Cost / Unit	Cost / Area
<b>Place: [CIELO VI] CIELO VISTA 151 [BUILDING]</b>						
<b>Area: 66,034 SqFt</b>						
<b>Billing Period: Aug 2019</b>						
ELECTRIC	65,720.00 kWh	224,237 KBtu	3.396 KBtu/SqFt	\$9,178.16	\$0.140 /kWh	\$0.139 /SqFt
NATURALGAS	90.00 CCF	9,270 KBtu	0.140 KBtu/SqFt	\$329.75	\$3.664 /CCF	\$0.005 /SqFt
SEWER	95.00 CCF			\$418.37	\$4.404 /CCF	\$0.006 /SqFt
WATER	400.00 CCF			\$1,914.27	\$4.786 /CCF	\$0.029 /SqFt
<b>Totals:</b>		<b>233,507 KBtu</b>	<b>3.536 KBtu/SqFt</b>	<b>\$11,840.55</b>		

**Energy**



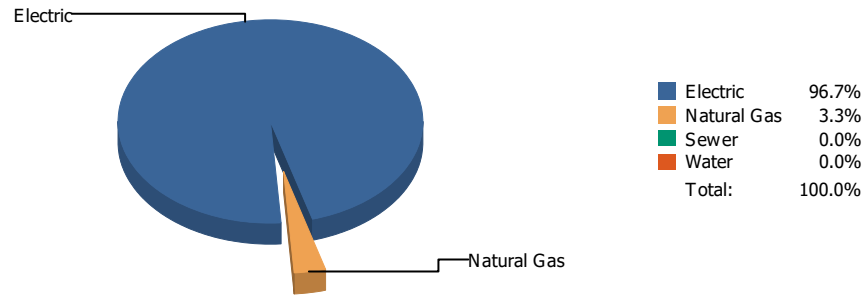
**Cost**



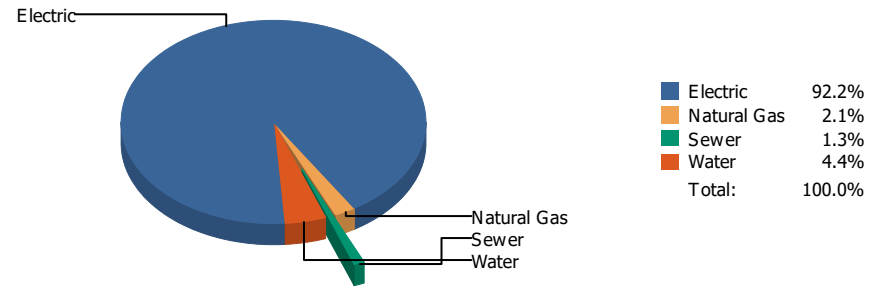
Commodity	Common Use	Energy Use	Energy Use / Area	Total Cost	Cost / Unit	Cost / Area
<b>Place: [CLARDY] CLARDY 109 [BUILDING]</b>						
<b>Area: 70,700 SqFt</b>						
<b>Billing Period: Aug 2019</b>						
ELECTRIC	11,859.00 kWh	40,463 KBtu	0.572 KBtu/SqFt	\$1,197.45	\$0.101 /kWh	\$0.017 /SqFt
NATURALGAS	122.00 CCF	12,566 KBtu	0.178 KBtu/SqFt	\$342.48	\$2.807 /CCF	\$0.005 /SqFt
SEWER	178.00 CCF			\$690.08	\$3.877 /CCF	\$0.010 /SqFt
WATER	872.00 CCF			\$5,629.52	\$6.456 /CCF	\$0.080 /SqFt
<b>Totals:</b>		<b>53,029 KBtu</b>	<b>0.750 KBtu/SqFt</b>	<b>\$7,859.53</b>		



**Energy**

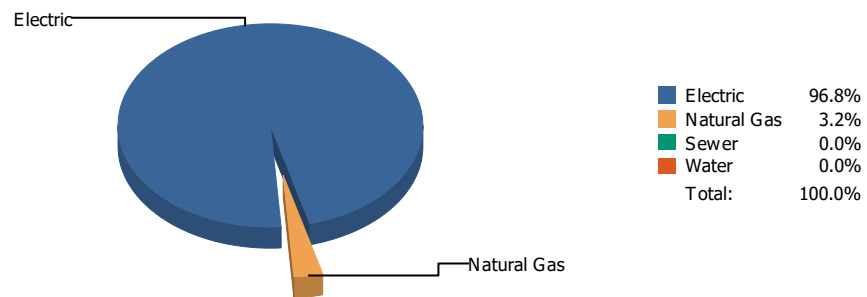


**Cost**

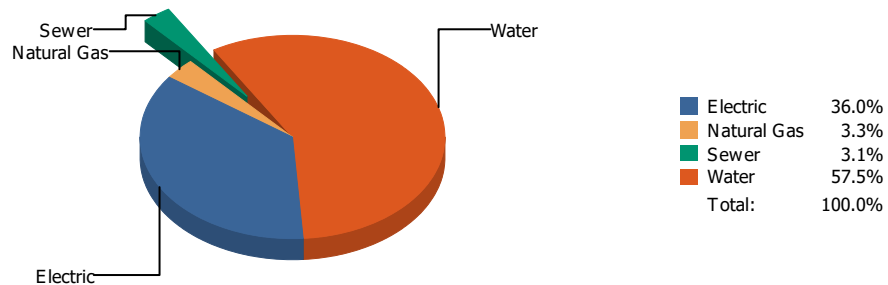


Commodity	Common Use	Energy Use	Energy Use / Area	Total Cost	Cost / Unit	Cost / Area
<b>Place: [CLENDENIN] CLENDENIN 149 [BUILDING]</b>						
<b>Area: 62,721 SqFt</b>						
<b>Billing Period: Aug 2019</b>						
ELECTRIC	54,215.00 kWh	184,982 KBtu	2.949 KBtu/SqFt	\$7,434.51	\$0.137 /kWh	\$0.119 /SqFt
NATURALGAS	61.00 CCF	6,283 KBtu	0.100 KBtu/SqFt	\$171.25	\$2.807 /CCF	\$0.003 /SqFt
SEWER	2.00 CCF			\$104.85	\$52.425 /CCF	\$0.002 /SqFt
WATER	22.00 CCF			\$351.87	\$15.994 /CCF	\$0.006 /SqFt
<b>Totals:</b>		<b>191,265 KBtu</b>	<b>3.049 KBtu/SqFt</b>	<b>\$8,062.48</b>		

### Energy

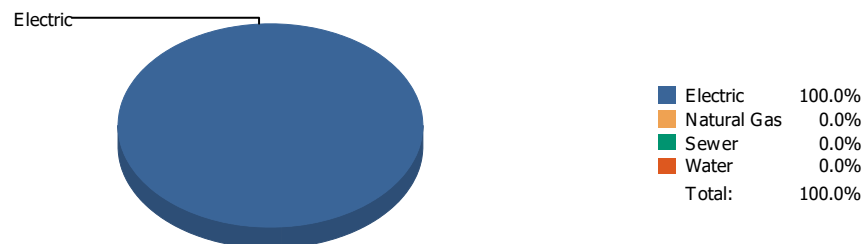


### Cost

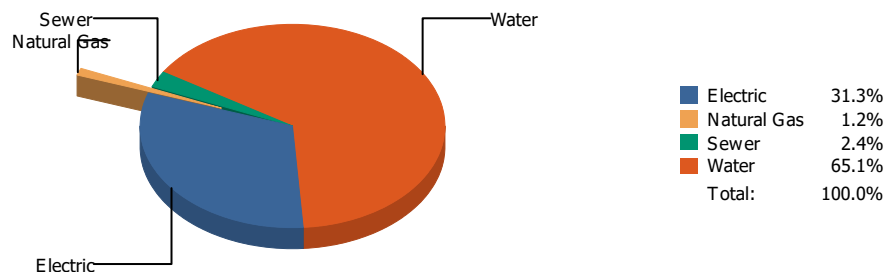


Commodity	Common Use	Energy Use	Energy Use / Area	Total Cost	Cost / Unit	Cost / Area
<b>Place: [COLDWELL] COLDWELL 110 [BUILDING]</b>						
<b>Area: 67,310 SqFt</b>						
<b>Billing Period: Aug 2019</b>						
ELECTRIC	44,466.00 kWh	151,718 KBtu	2.254 KBtu/SqFt	\$4,969.44	\$0.112 /kWh	\$0.074 /SqFt
NATURALGAS	48.00 CCF	4,944 KBtu	0.073 KBtu/SqFt	\$459.97	\$9.583 /CCF	\$0.007 /SqFt
SEWER	70.00 CCF			\$425.72	\$6.082 /CCF	\$0.006 /SqFt
WATER	1,070.00 CCF			\$7,929.98	\$7.411 /CCF	\$0.118 /SqFt
<b>Totals:</b>		<b>156,662 KBtu</b>	<b>2.327 KBtu/SqFt</b>	<b>\$13,785.11</b>		

**Energy**

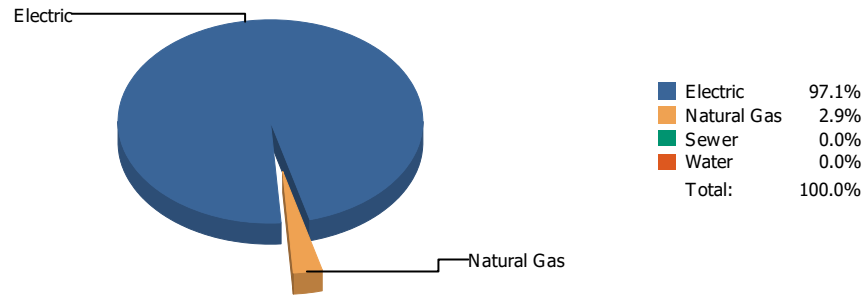


**Cost**

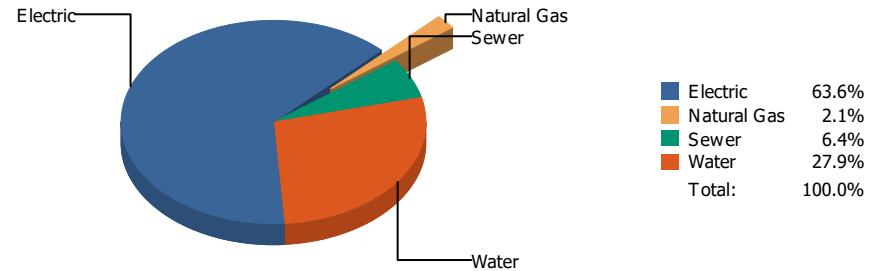


Commodity	Common Use	Energy Use	Energy Use / Area	Total Cost	Cost / Unit	Cost / Area
<b>Place: [COLLINS] COLLINS      142 [BUILDING]</b>						
<b>Area: 81,245 SqFt</b>						
<b>Billing Period: Aug 2019</b>						
ELECTRIC	40,491.00 kWh	138,155 KBtu	1.700 KBtu/SqFt	\$7,708.78	\$0.190 /kWh	\$0.095 /SqFt
NATURALGAS	0.00 CCF	0 KBtu	0.000 KBtu/SqFt	\$293.98	\$0.000 /CCF	\$0.004 /SqFt
SEWER	181.00 CCF			\$595.53	\$3.290 /CCF	\$0.007 /SqFt
WATER	2,250.00 CCF			\$16,049.03	\$7.133 /CCF	\$0.197 /SqFt
<b>Totals:</b>		<b>138,155 KBtu</b>	<b>1.700 KBtu/SqFt</b>	<b>\$24,647.32</b>		

**Energy**

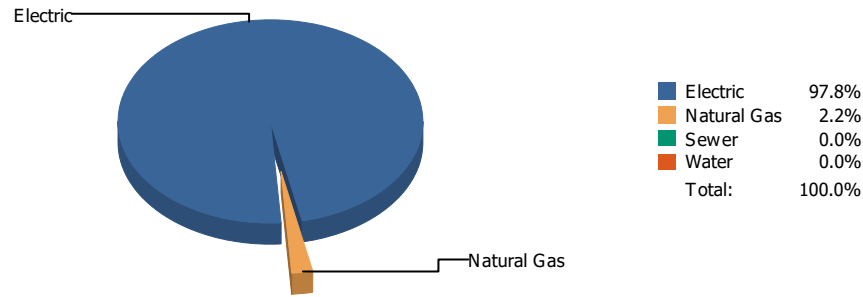


**Cost**

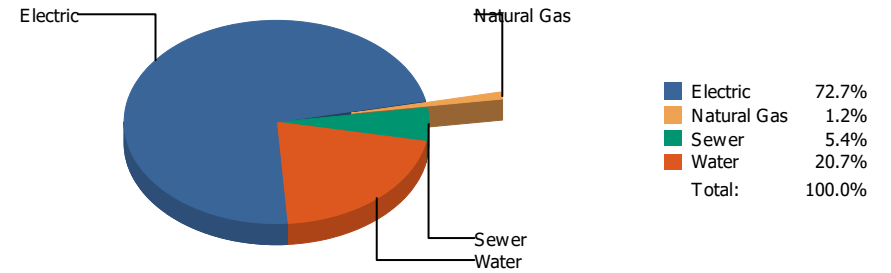


Commodity	Common Use	Energy Use	Energy Use / Area	Total Cost	Cost / Unit	Cost / Area
<b>Place: [COOLEY] COOLEY 111 [BUILDING]</b>						
<b>Area: 95,590 SqFt</b>						
<b>Billing Period: Aug 2019</b>						
ELECTRIC	62,200.00 kWh	212,226 KBtu	2.220 KBtu/SqFt	\$9,613.85	\$0.155 /kWh	\$0.101 /SqFt
NATURALGAS	62.00 CCF	6,386 KBtu	0.067 KBtu/SqFt	\$318.65	\$5.140 /CCF	\$0.003 /SqFt
SEWER	174.00 CCF			\$963.36	\$5.537 /CCF	\$0.010 /SqFt
WATER	560.00 CCF			\$4,217.22	\$7.531 /CCF	\$0.044 /SqFt
<b>Totals:</b>		<b>218,612 KBtu</b>	<b>2.287 KBtu/SqFt</b>	<b>\$15,113.08</b>		

**Energy**

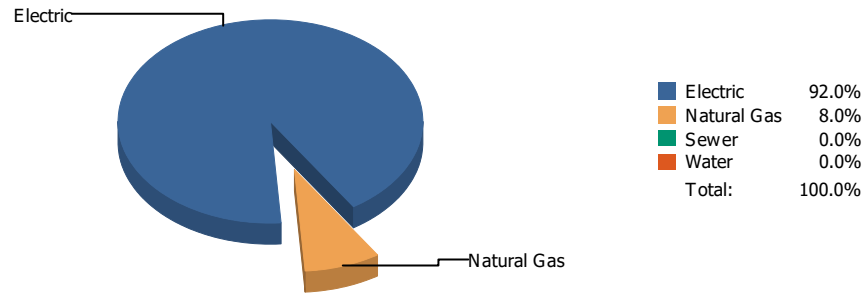


**Cost**

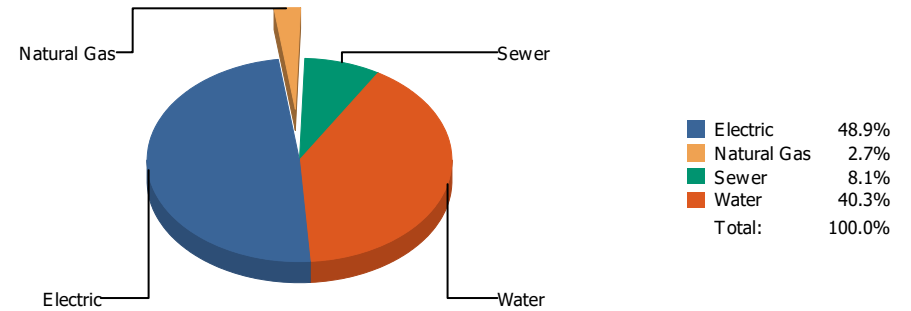


Commodity	Common Use	Energy Use	Energy Use / Area	Total Cost	Cost / Unit	Cost / Area
<b>Place: [CORONADO] CORONADO 005 [BUILDING]</b>						
<b>Area: 406,757 SqFt</b>						
<b>Billing Period: Aug 2019</b>						
ELECTRIC	186,943.00 kWh	637,850 KBtu	1.568 KBtu/SqFt	\$21,179.63	\$0.113 /kWh	\$0.051 /SqFt
NATURALGAS	142.00 CCF	14,626 KBtu	0.036 KBtu/SqFt	\$350.45	\$2.468 /CCF	\$0.001 /SqFt
SEWER	522.00 CCF			\$1,568.06	\$3.004 /CCF	\$0.004 /SqFt
WATER	1,683.00 CCF			\$6,030.19	\$3.583 /CCF	\$0.014 /SqFt
<b>Totals:</b>		<b>652,476 KBtu</b>	<b>1.604 KBtu/SqFt</b>	<b>\$29,128.33</b>		

**Energy**

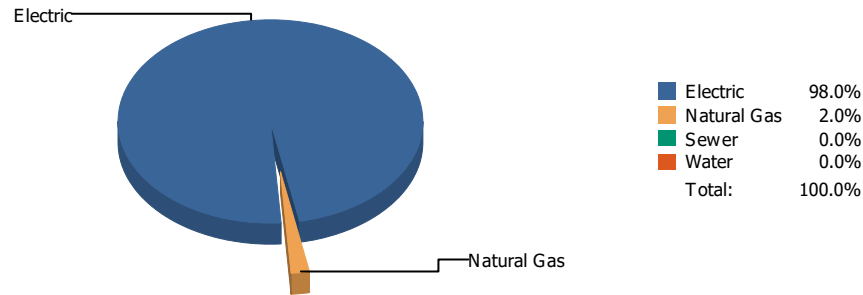


**Cost**

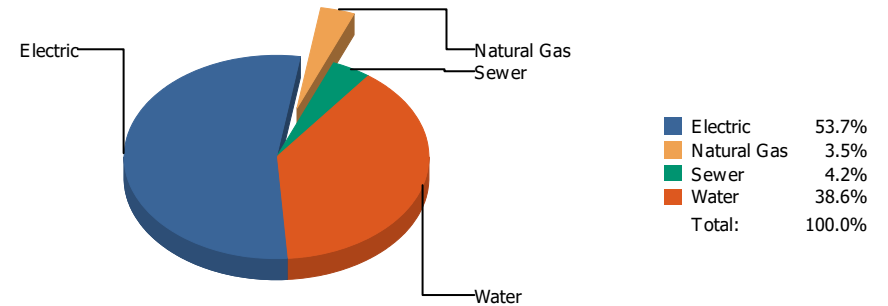


Commodity	Common Use	Energy Use	Energy Use / Area	Total Cost	Cost / Unit	Cost / Area
<b>Place: [CROCKETT_1] CROCKETT 112 [BUILDING]</b>						
<b>Area: 92,585 SqFt</b>						
<b>Billing Period: Aug 2019</b>						
ELECTRIC	22,927.00 kWh	78,227 KBtu	0.845 KBtu/SqFt	\$3,143.86	\$0.137 /kWh	\$0.034 /SqFt
NATURALGAS	66.00 CCF	6,798 KBtu	0.073 KBtu/SqFt	\$173.25	\$2.625 /CCF	\$0.002 /SqFt
SEWER	106.00 CCF			\$520.55	\$4.911 /CCF	\$0.006 /SqFt
WATER	381.00 CCF			\$2,594.07	\$6.809 /CCF	\$0.028 /SqFt
<b>Totals:</b>		<b>85,025 KBtu</b>	<b>0.918 KBtu/SqFt</b>	<b>\$6,431.73</b>		

### Energy

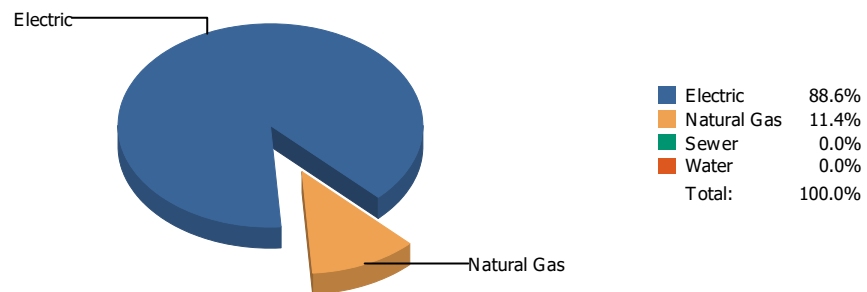


### Cost

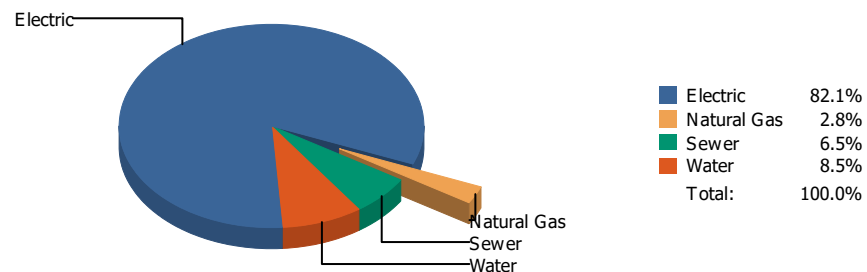


Commodity	Common Use	Energy Use	Energy Use / Area	Total Cost	Cost / Unit	Cost / Area
<b>Place: [CROSBY] CROSBY      113 [BUILDING]</b>						
<b>Area: 83,100 SqFt</b>						
<b>Billing Period: Aug 2019</b>						
ELECTRIC	35,785.00 kWh	122,098 KBtu	1.469 KBtu/SqFt	\$4,665.62	\$0.130 /kWh	\$0.056 /SqFt
NATURALGAS	24.00 CCF	2,472 KBtu	0.030 KBtu/SqFt	\$303.53	\$12.647 /CCF	\$0.004 /SqFt
SEWER	80.00 CCF			\$366.26	\$4.578 /CCF	\$0.004 /SqFt
WATER	497.00 CCF			\$3,353.68	\$6.748 /CCF	\$0.040 /SqFt
<b>Totals:</b>		<b>124,570 KBtu</b>	<b>1.499 KBtu/SqFt</b>	<b>\$8,689.09</b>		

### Energy



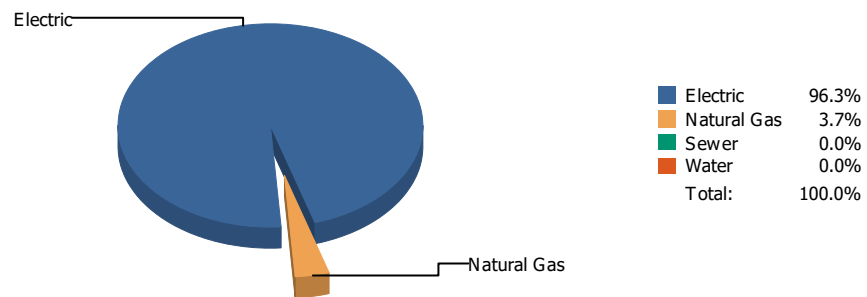
### Cost



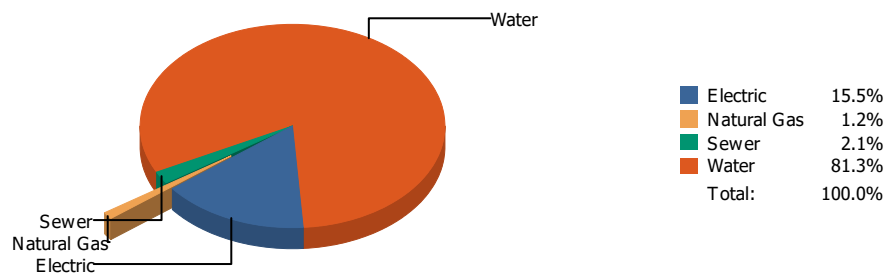
Commodity	Common Use	Energy Use	Energy Use / Area	Total Cost	Cost / Unit	Cost / Area
<b>Place: [DELTA ACADEMY_1] DELTA ACADEMY 025 [BUILDING]</b>						
<b>Area: 3,627 SqFt</b>						
<b>Billing Period: Aug 2019</b>						
ELECTRIC	14,362.00 kWh	49,003 KBtu	13.511 KBtu/SqFt	\$1,245.46	\$0.087 /kWh	\$0.343 /SqFt
NATURALGAS	61.00 CCF	6,283 KBtu	1.732 KBtu/SqFt	\$42.94	\$0.704 /CCF	\$0.012 /SqFt
SEWER	29.00 CCF			\$98.94	\$3.412 /CCF	\$0.027 /SqFt
WATER	31.00 CCF			\$129.43	\$4.175 /CCF	\$0.035 /SqFt
<b>Totals:</b>		<b>55,286 KBtu</b>	<b>15.243 KBtu/SqFt</b>	<b>\$1,516.77</b>		



**Energy**

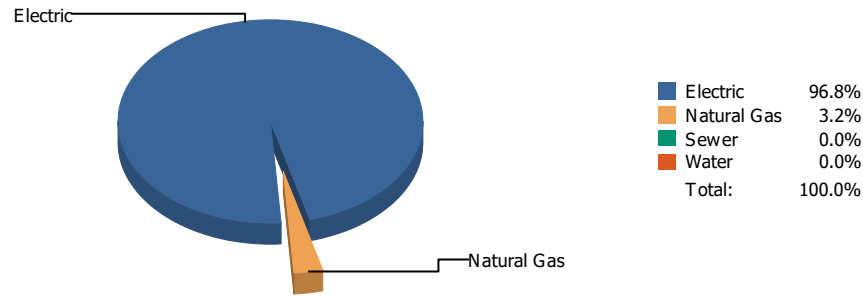


**Cost**

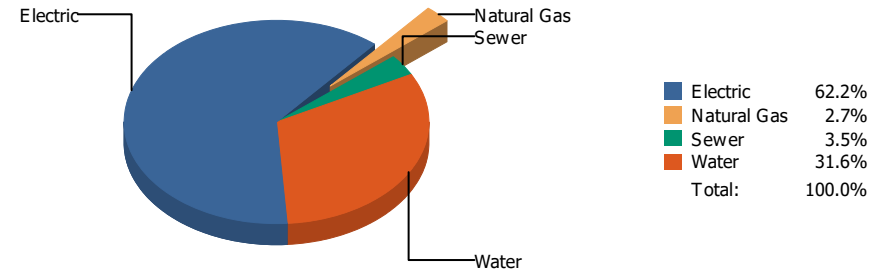


Commodity	Common Use	Energy Use	Energy Use / Area	Total Cost	Cost / Unit	Cost / Area
<b>Place: [DOUGLASS] DOUGLASS 114 [BUILDING]</b>						
<b>Area: 86,903 SqFt</b>						
<b>Billing Period: Aug 2019</b>						
ELECTRIC	33,110.00 kWh	112,971 KBtu	1.300 KBtu/SqFt	\$4,129.81	\$0.125 /kWh	\$0.047 /SqFt
NATURALGAS	42.00 CCF	4,326 KBtu	0.050 KBtu/SqFt	\$310.66	\$7.397 /CCF	\$0.003 /SqFt
SEWER	134.00 CCF			\$553.84	\$4.133 /CCF	\$0.006 /SqFt
WATER	2,960.00 CCF			\$21,649.45	\$7.314 /CCF	\$0.249 /SqFt
<b>Totals:</b>		<b>117,297 KBtu</b>	<b>1.350 KBtu/SqFt</b>	<b>\$26,643.76</b>		

**Energy**

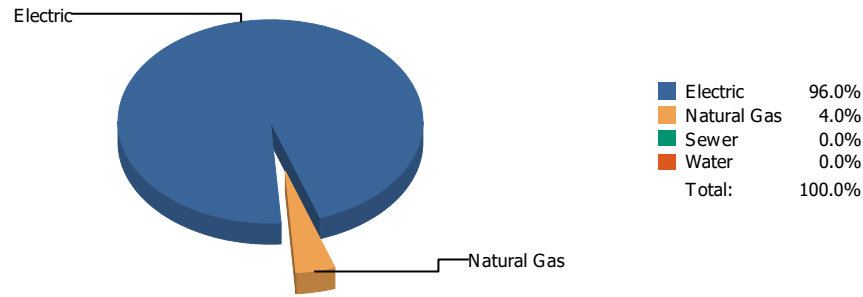


**Cost**

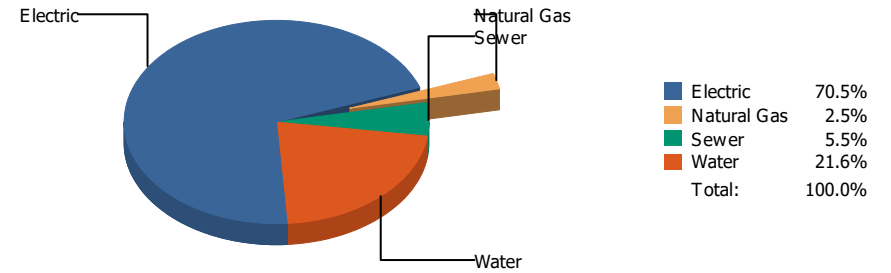


Commodity	Common Use	Energy Use	Energy Use / Area	Total Cost	Cost / Unit	Cost / Area
<b>Place: [DOWELL] DOWELL                      115 [BUILDING]</b>						
<b>Area: 55,801 SqFt</b>						
<b>Billing Period: Aug 2019</b>						
ELECTRIC	24,763.00 kWh	84,491 KBtu	1.514 KBtu/SqFt	\$3,656.32	\$0.148 /kWh	\$0.065 /SqFt
NATURALGAS	27.00 CCF	2,781 KBtu	0.050 KBtu/SqFt	\$157.83	\$5.846 /CCF	\$0.003 /SqFt
SEWER	61.00 CCF			\$205.72	\$3.372 /CCF	\$0.004 /SqFt
WATER	293.00 CCF			\$1,856.59	\$6.336 /CCF	\$0.033 /SqFt
<b>Totals:</b>		<b>87,272 KBtu</b>	<b>1.564 KBtu/SqFt</b>	<b>\$5,876.46</b>		

**Energy**

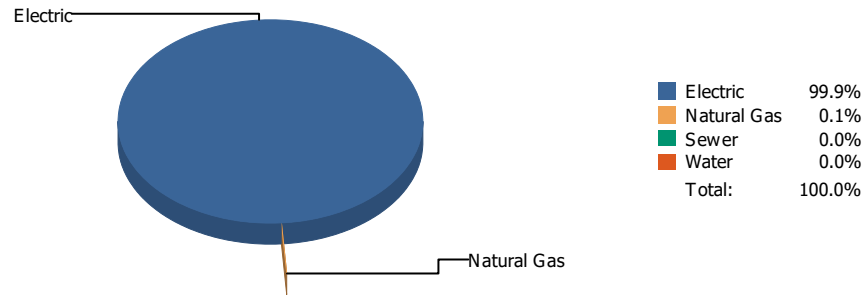


**Cost**

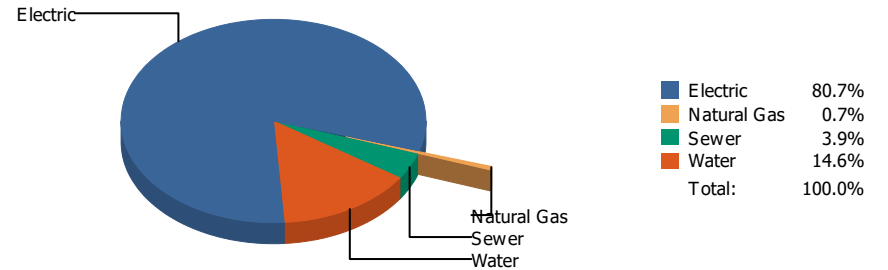


Commodity	Common Use	Energy Use	Energy Use / Area	Total Cost	Cost / Unit	Cost / Area
<b>Place: [DRHORNEDOMIDDLESCHOOL_1] DR. HORNEDO MIDDLE SCHOOL 058 [BUILDING]</b>						
<b>Area: 184,871 SqFt</b>						
<b>Billing Period: Aug 2019</b>						
ELECTRIC	92,000.00 kWh	313,904 KBtu	1.698 KBtu/SqFt	\$5,644.05	\$0.061 /kWh	\$0.031 /SqFt
NATURALGAS	128.00 CCF	13,184 KBtu	0.071 KBtu/SqFt	\$197.89	\$1.546 /CCF	\$0.001 /SqFt
SEWER	46.00 CCF			\$437.72	\$9.516 /CCF	\$0.002 /SqFt
WATER	297.00 CCF			\$1,727.67	\$5.817 /CCF	\$0.009 /SqFt
<b>Totals:</b>		<b>327,088 KBtu</b>	<b>1.769 KBtu/SqFt</b>	<b>\$8,007.33</b>		

**Energy**

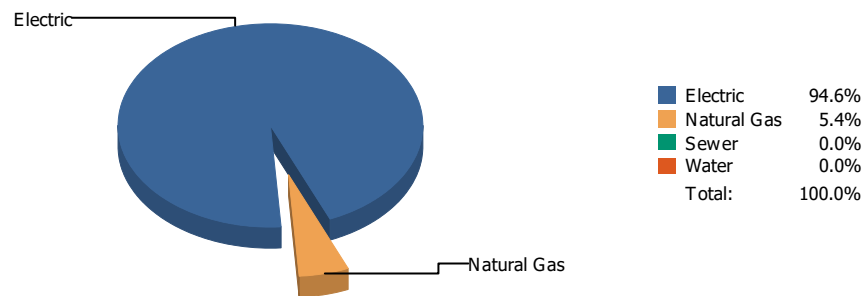


**Cost**

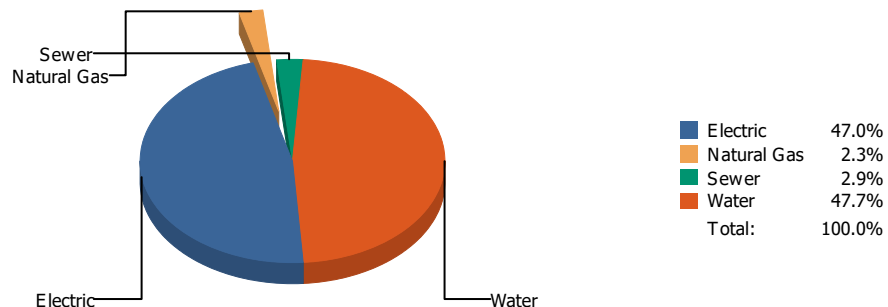


Commodity	Common Use	Energy Use	Energy Use / Area	Total Cost	Cost / Unit	Cost / Area
<b>Place: [ED CENTER] ED CENTER 919 [BUILDING]</b>						
<b>Area: 220,243 SqFt</b>						
<b>Billing Period: Aug 2019</b>						
ELECTRIC	322,094.00 kWh	1,098,985 KBtu	4.990 KBtu/SqFt	\$32,405.43	\$0.101 /kWh	\$0.147 /SqFt
NATURALGAS	15.00 CCF	1,545 KBtu	0.007 KBtu/SqFt	\$299.91	\$19.994 /CCF	\$0.001 /SqFt
SEWER	355.00 CCF			\$1,578.45	\$4.446 /CCF	\$0.007 /SqFt
WATER	915.00 CCF			\$5,849.87	\$6.393 /CCF	\$0.026 /SqFt
<b>Totals:</b>		<b>1,100,530 KBtu</b>	<b>4.997 KBtu/SqFt</b>	<b>\$40,133.66</b>		

### Energy

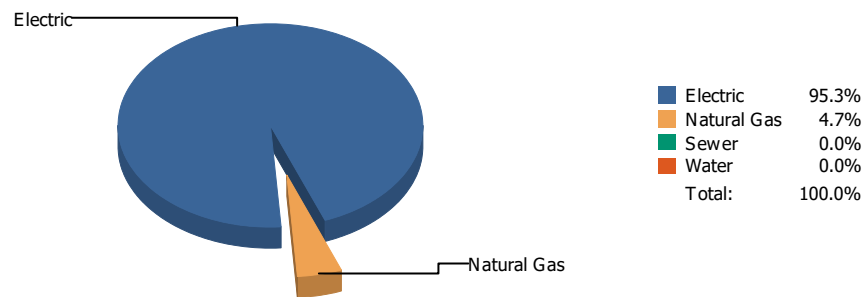


### Cost

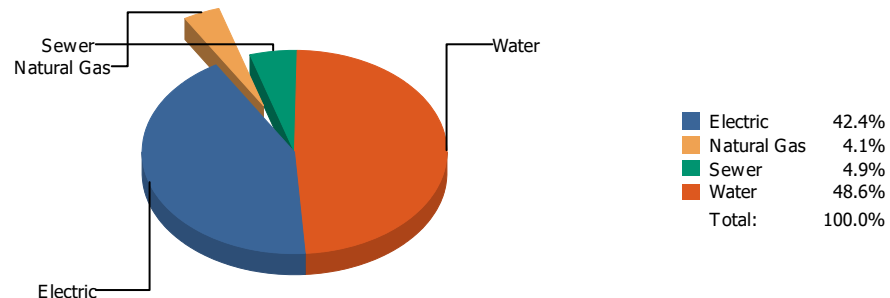


Commodity	Common Use	Energy Use	Energy Use / Area	Total Cost	Cost / Unit	Cost / Area
<b>Place: [EL PASO] EL PASO HIGH 006 [BUILDING]</b>						
<b>Area: 236,062 SqFt</b>						
<b>Billing Period: Aug 2019</b>						
ELECTRIC	143,674.00 kWh	490,216 KBtu	2.077 KBtu/SqFt	\$17,140.93	\$0.119 /kWh	\$0.072 /SqFt
NATURALGAS	272.00 CCF	28,016 KBtu	0.119 KBtu/SqFt	\$842.95	\$3.099 /CCF	\$0.003 /SqFt
SEWER	191.00 CCF			\$1,059.82	\$5.549 /CCF	\$0.004 /SqFt
WATER	2,127.00 CCF			\$17,387.65	\$8.175 /CCF	\$0.073 /SqFt
<b>Totals:</b>		<b>518,232 KBtu</b>	<b>2.195 KBtu/SqFt</b>	<b>\$36,431.35</b>		

### Energy

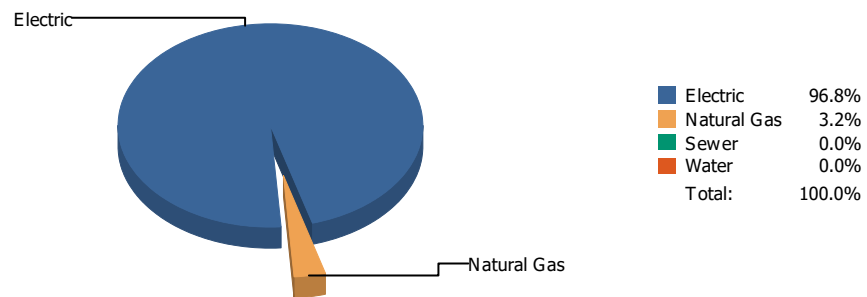


### Cost

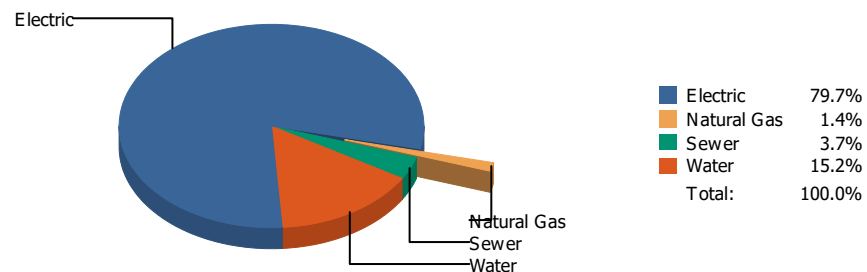


Commodity	Common Use	Energy Use	Energy Use / Area	Total Cost	Cost / Unit	Cost / Area
<b>Place: [FANNIN] FANNIN 116 [BUILDING]</b>						
<b>Area: 73,291 SqFt</b>						
<b>Billing Period: Aug 2019</b>						
ELECTRIC	35,171.00 kWh	120,003 KBtu	1.637 KBtu/SqFt	\$4,824.07	\$0.137 /kWh	\$0.066 /SqFt
NATURALGAS	57.00 CCF	5,871 KBtu	0.080 KBtu/SqFt	\$463.64	\$8.134 /CCF	\$0.006 /SqFt
SEWER	116.00 CCF			\$562.36	\$4.848 /CCF	\$0.008 /SqFt
WATER	1,337.00 CCF			\$5,528.67	\$4.135 /CCF	\$0.075 /SqFt
<b>Totals:</b>		<b>125,874 KBtu</b>	<b>1.717 KBtu/SqFt</b>	<b>\$11,378.74</b>		

### Energy

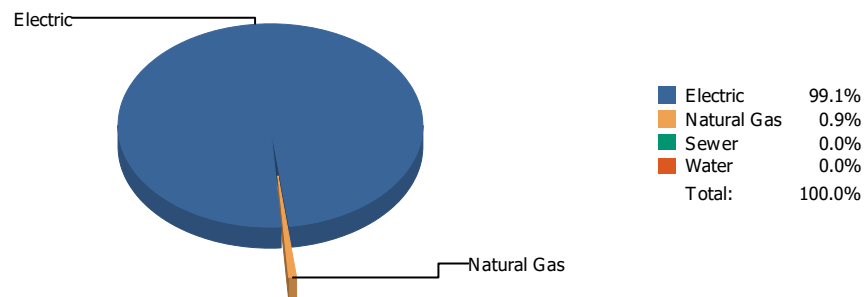


### Cost

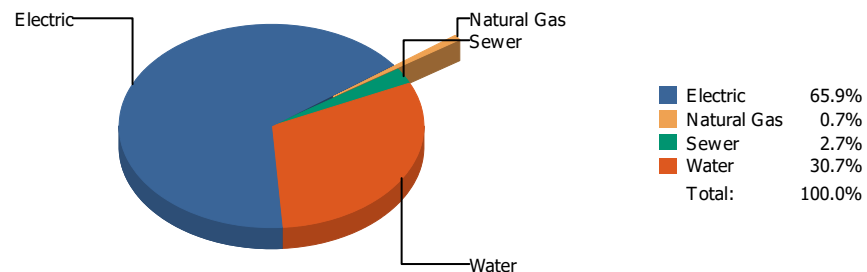


Commodity	Common Use	Energy Use	Energy Use / Area	Total Cost	Cost / Unit	Cost / Area
<b>Place: [FRANKLIN] FRANKLIN HIGH SCHOOL 010 [BUILDING]</b>						
<b>Area: 329,377 SqFt</b>						
<b>Billing Period: Aug 2019</b>						
ELECTRIC	195,131.00 kWh	665,787 KBtu	2.021 KBtu/SqFt	\$21,372.94	\$0.110 /kWh	\$0.065 /SqFt
NATURALGAS	217.00 CCF	22,351 KBtu	0.068 KBtu/SqFt	\$380.40	\$1.753 /CCF	\$0.001 /SqFt
SEWER	309.00 CCF			\$979.50	\$3.170 /CCF	\$0.003 /SqFt
WATER	787.00 CCF			\$4,067.83	\$5.169 /CCF	\$0.012 /SqFt
<b>Totals:</b>		<b>688,138 KBtu</b>	<b>2.089 KBtu/SqFt</b>	<b>\$26,800.67</b>		

### Energy



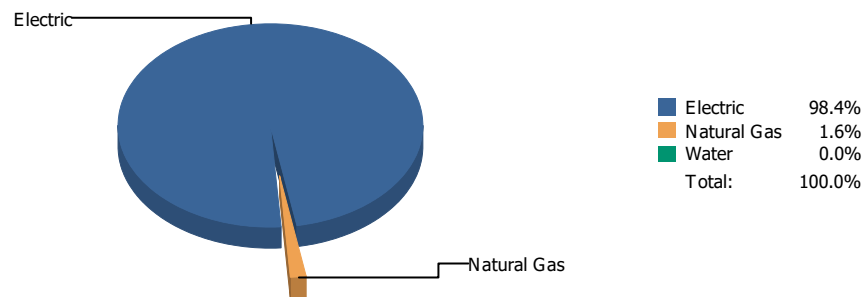
### Cost



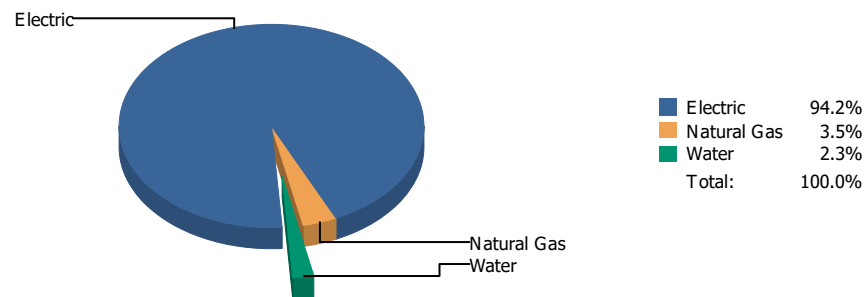
Commodity	Common Use	Energy Use	Energy Use / Area	Total Cost	Cost / Unit	Cost / Area
<b>Place: [FRANKLIN9THGRADECENTER_2] FRANKLIN 9TH GRADE CENTER 053 [BUILDING]</b>						
<b>Area: 193,158 SqFt</b>						
<b>Billing Period: Aug 2019</b>						
ELECTRIC	117,800.00 kWh	401,934 KBtu	2.081 KBtu/SqFt	\$15,004.07	\$0.127 /kWh	\$0.078 /SqFt
NATURALGAS	36.00 CCF	3,708 KBtu	0.019 KBtu/SqFt	\$161.30	\$4.481 /CCF	\$0.001 /SqFt
SEWER	133.00 CCF			\$616.94	\$4.639 /CCF	\$0.003 /SqFt
WATER	2,808.00 CCF			\$7,001.03	\$2.493 /CCF	\$0.036 /SqFt
<b>Totals:</b>		<b>405,642 KBtu</b>	<b>2.100 KBtu/SqFt</b>	<b>\$22,783.34</b>		



### Energy

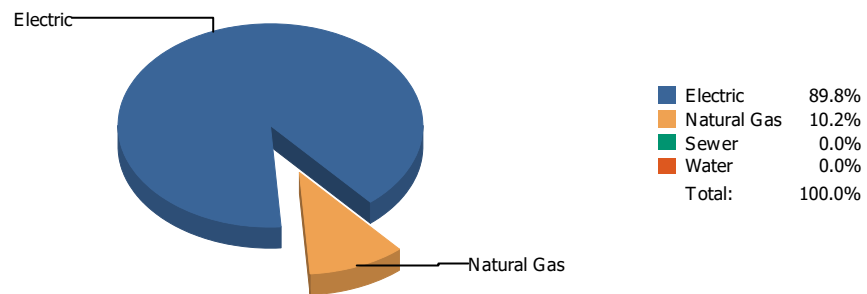


### Cost

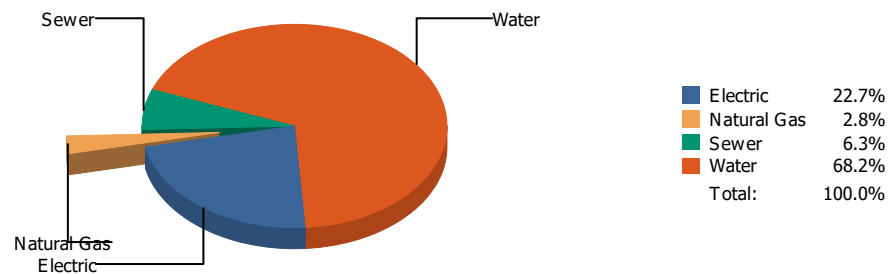


Commodity	Common Use	Energy Use	Energy Use / Area	Total Cost	Cost / Unit	Cost / Area
<b>Place: [GAMBLE] JAMES GAMBLE WAREHOUSE [BUILDING]</b>						
<b>Area: 53,241 SqFt</b>						
<b>Billing Period: Aug 2019</b>						
ELECTRIC	34,500.00 kWh	117,714 KBtu	2.211 KBtu/SqFt	\$4,138.46	\$0.120 /kWh	\$0.078 /SqFt
NATURALGAS	19.00 CCF	1,957 KBtu	0.037 KBtu/SqFt	\$154.57	\$8.135 /CCF	\$0.003 /SqFt
WATER	0.00 CCF			\$99.36	\$0.000 /CCF	\$0.002 /SqFt
<b>Totals:</b>		<b>119,671 KBtu</b>	<b>2.248 KBtu/SqFt</b>	<b>\$4,392.39</b>		

### Energy

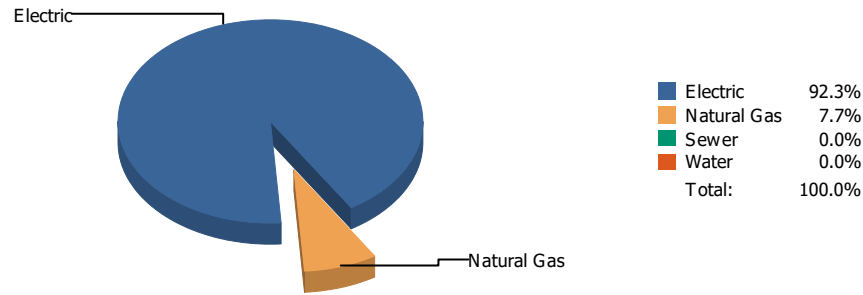


### Cost

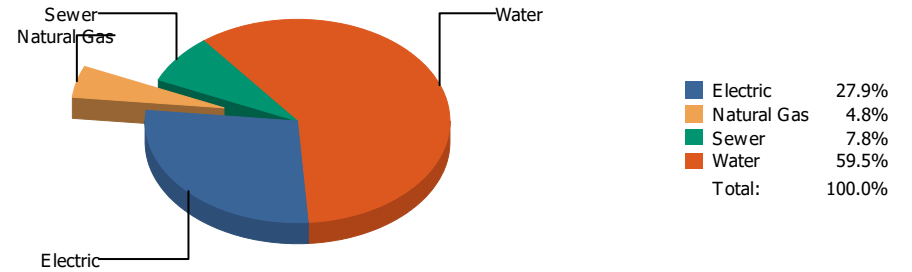


Commodity	Common Use	Energy Use	Energy Use / Area	Total Cost	Cost / Unit	Cost / Area
<b>Place: [GREEN] GREEN ELEMENTARY SCHOOL 162 [BUILDING]</b>						
<b>Area: 88,156 SqFt</b>						
<b>Billing Period: Aug 2019</b>						
ELECTRIC	27,600.00 kWh	94,171 KBtu	1.068 KBtu/SqFt	\$2,695.57	\$0.098 /kWh	\$0.031 /SqFt
NATURALGAS	104.00 CCF	10,712 KBtu	0.122 KBtu/SqFt	\$335.20	\$3.223 /CCF	\$0.004 /SqFt
SEWER	149.00 CCF			\$750.63	\$5.038 /CCF	\$0.008 /SqFt
WATER	1,147.00 CCF			\$8,092.85	\$7.056 /CCF	\$0.092 /SqFt
<b>Totals:</b>		<b>104,883 KBtu</b>	<b>1.190 KBtu/SqFt</b>	<b>\$11,874.25</b>		

**Energy**

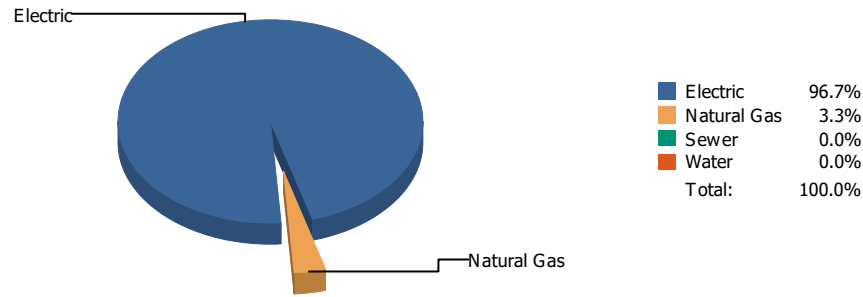


**Cost**

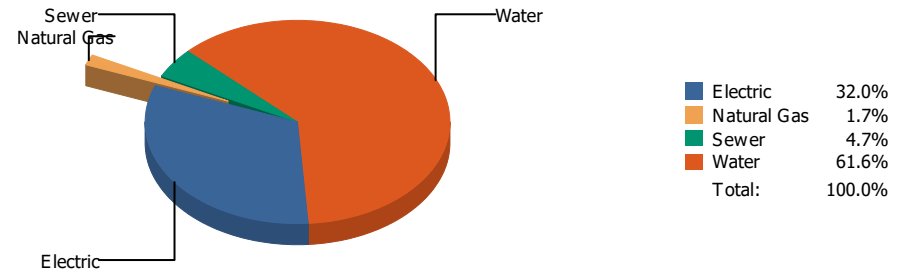


Commodity	Common Use	Energy Use	Energy Use / Area	Total Cost	Cost / Unit	Cost / Area
<b>Place: [GUERRERO] ROSA GUERRERO ELEMENTARY 163 [BUILDING]</b>						
<b>Area: 88,641 SqFt</b>						
<b>Billing Period: Aug 2019</b>						
ELECTRIC	21,560.00 kWh	73,563 KBtu	0.830 KBtu/SqFt	\$1,847.88	\$0.086 /kWh	\$0.021 /SqFt
NATURALGAS	60.00 CCF	6,180 KBtu	0.070 KBtu/SqFt	\$317.86	\$5.298 /CCF	\$0.004 /SqFt
SEWER	94.00 CCF			\$517.04	\$5.500 /CCF	\$0.006 /SqFt
WATER	926.00 CCF			\$3,943.29	\$4.258 /CCF	\$0.044 /SqFt
<b>Totals:</b>		<b>79,743 KBtu</b>	<b>0.900 KBtu/SqFt</b>	<b>\$6,626.07</b>		

**Energy**

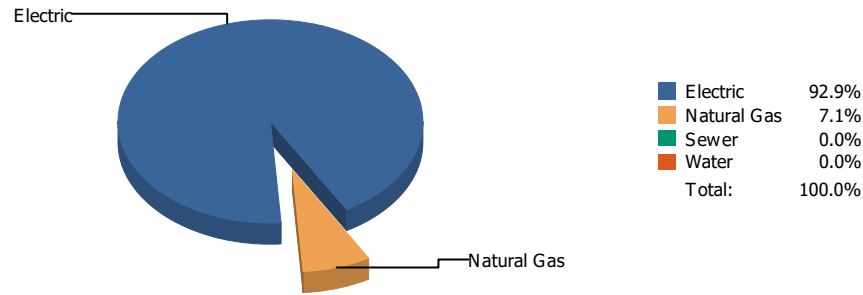


**Cost**

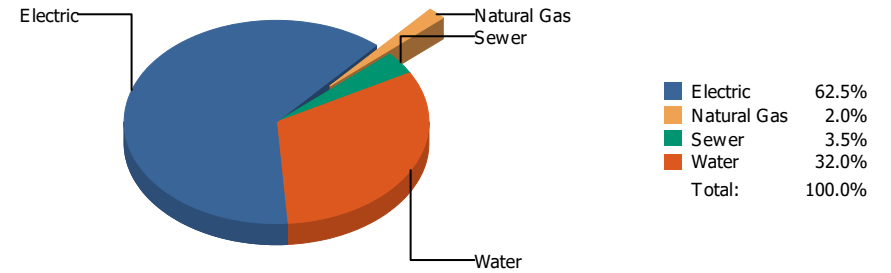


Commodity	Common Use	Energy Use	Energy Use / Area	Total Cost	Cost / Unit	Cost / Area
<b>Place: [GUILLEN] GUILLEN                      044 [BUILDING]</b>						
<b>Area: 223,773 SqFt</b>						
<b>Billing Period: Aug 2019</b>						
ELECTRIC	60,645.00 kWh	206,921 KBtu	0.925 KBtu/SqFt	\$5,996.80	\$0.099 /kWh	\$0.027 /SqFt
NATURALGAS	68.00 CCF	7,004 KBtu	0.031 KBtu/SqFt	\$321.04	\$4.721 /CCF	\$0.001 /SqFt
SEWER	272.00 CCF			\$883.72	\$3.249 /CCF	\$0.004 /SqFt
WATER	2,071.00 CCF			\$11,539.42	\$5.572 /CCF	\$0.051 /SqFt
<b>Totals:</b>		<b>213,925 KBtu</b>	<b>0.956 KBtu/SqFt</b>	<b>\$18,740.98</b>		

**Energy**

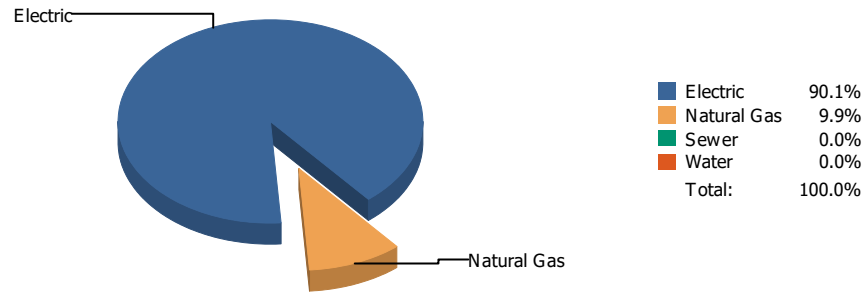


**Cost**

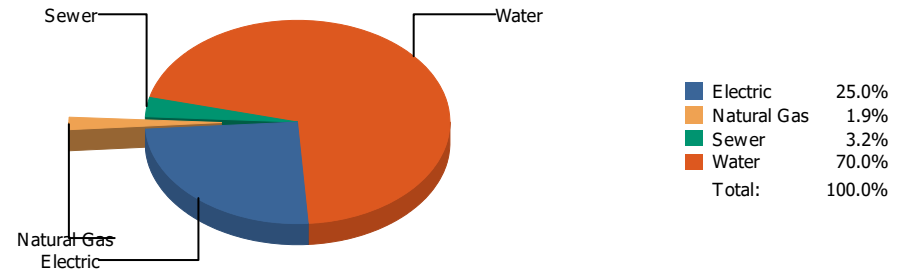


Commodity	Common Use	Energy Use	Energy Use / Area	Total Cost	Cost / Unit	Cost / Area
<b>Place: [HART] HART      118 [BUILDING]</b>						
<b>Area: 63,357 SqFt</b>						
<b>Billing Period: Aug 2019</b>						
ELECTRIC	50,040.00 kWh	170,736 KBtu	2.695 KBtu/SqFt	\$6,271.50	\$0.125 /kWh	\$0.099 /SqFt
NATURALGAS	127.00 CCF	13,081 KBtu	0.206 KBtu/SqFt	\$197.45	\$1.555 /CCF	\$0.003 /SqFt
SEWER	61.00 CCF			\$348.33	\$5.710 /CCF	\$0.005 /SqFt
WATER	509.00 CCF			\$3,214.00	\$6.314 /CCF	\$0.051 /SqFt
<b>Totals:</b>		<b>183,817 KBtu</b>	<b>2.901 KBtu/SqFt</b>	<b>\$10,031.28</b>		

**Energy**

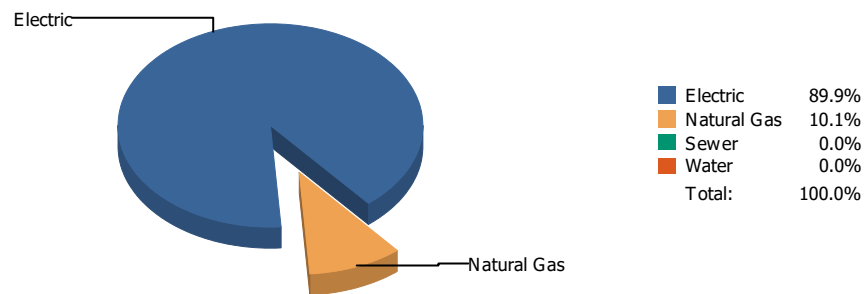


**Cost**

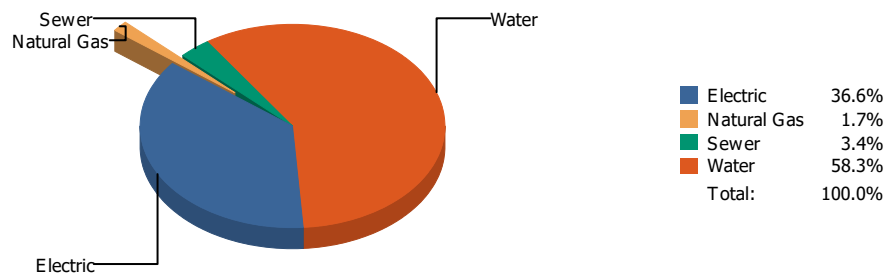


Commodity	Common Use	Energy Use	Energy Use / Area	Total Cost	Cost / Unit	Cost / Area
<b>Place: [HAWKINS] HAWKINS      119 [BUILDING]</b>						
<b>Area: 57,207 SqFt</b>						
<b>Billing Period: Aug 2019</b>						
ELECTRIC	22,404.00 kWh	76,442 KBtu	1.336 KBtu/SqFt	\$2,411.91	\$0.108 /kWh	\$0.042 /SqFt
NATURALGAS	82.00 CCF	8,446 KBtu	0.148 KBtu/SqFt	\$179.60	\$2.190 /CCF	\$0.003 /SqFt
SEWER	50.00 CCF			\$304.46	\$6.089 /CCF	\$0.005 /SqFt
WATER	888.00 CCF			\$6,751.16	\$7.603 /CCF	\$0.118 /SqFt
<b>Totals:</b>		<b>84,888 KBtu</b>	<b>1.484 KBtu/SqFt</b>	<b>\$9,647.13</b>		

### Energy

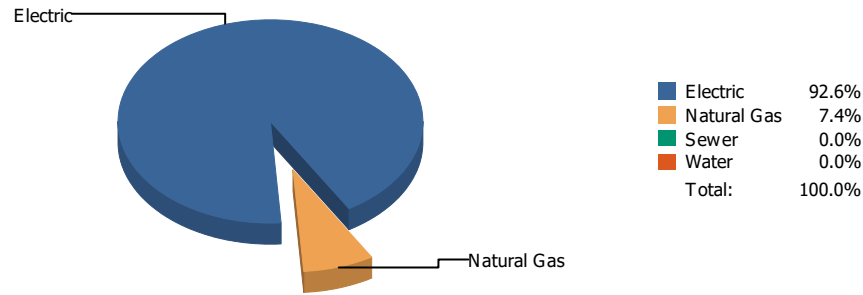


### Cost

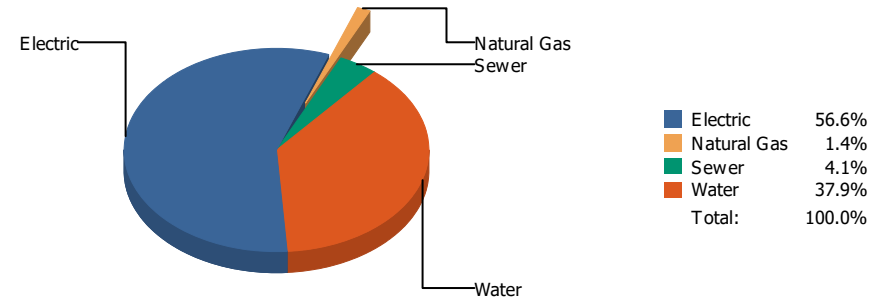


Commodity	Common Use	Energy Use	Energy Use / Area	Total Cost	Cost / Unit	Cost / Area
<b>Place: [HENDERSO] HENDERSON 041 [BUILDING]</b>						
<b>Area: 145,254 SqFt</b>						
<b>Billing Period: Aug 2019</b>						
ELECTRIC	35,113.00 kWh	119,806 KBtu	0.825 KBtu/SqFt	\$4,333.93	\$0.123 /kWh	\$0.030 /SqFt
NATURALGAS	131.00 CCF	13,493 KBtu	0.093 KBtu/SqFt	\$199.08	\$1.520 /CCF	\$0.001 /SqFt
SEWER	147.00 CCF			\$403.55	\$2.745 /CCF	\$0.003 /SqFt
WATER	1,350.00 CCF			\$6,897.72	\$5.109 /CCF	\$0.047 /SqFt
<b>Totals:</b>		<b>133,299 KBtu</b>	<b>0.918 KBtu/SqFt</b>	<b>\$11,834.28</b>		

**Energy**



**Cost**

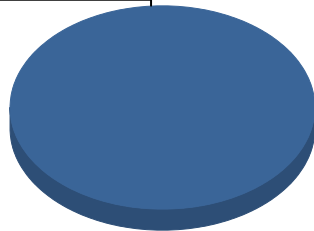


Commodity	Common Use	Energy Use	Energy Use / Area	Total Cost	Cost / Unit	Cost / Area
<b>Place: [HERRERA_1] HERRERA ELEMENTARY 174 [BUILDING]</b>						
<b>Area: 86,275 SqFt</b>						
<b>Billing Period: Aug 2019</b>						
ELECTRIC	40,800.00 kWh	139,210 KBtu	1.614 KBtu/SqFt	\$7,726.66	\$0.189 /kWh	\$0.090 /SqFt
NATURALGAS	108.00 CCF	11,124 KBtu	0.129 KBtu/SqFt	\$189.96	\$1.759 /CCF	\$0.002 /SqFt
SEWER	104.00 CCF			\$557.20	\$5.358 /CCF	\$0.006 /SqFt
WATER	853.00 CCF			\$5,173.38	\$6.065 /CCF	\$0.060 /SqFt
<b>Totals:</b>		<b>150,334 KBtu</b>	<b>1.742 KBtu/SqFt</b>	<b>\$13,647.20</b>		



**Energy**

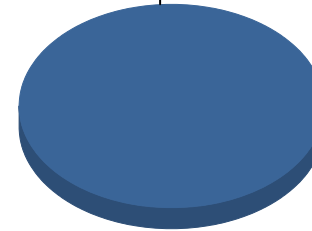
Electric



■ Electric 100.0%  
Total: 100.0%

**Cost**

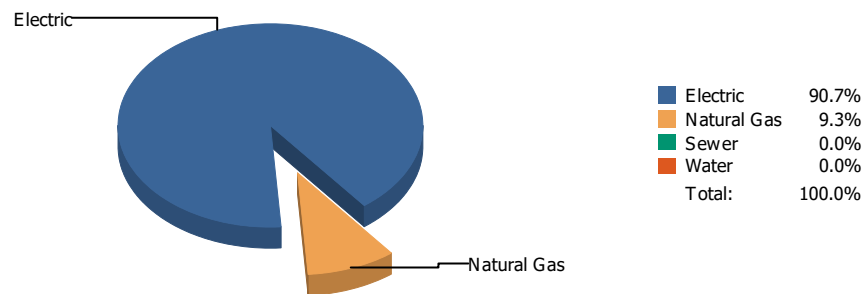
Electric



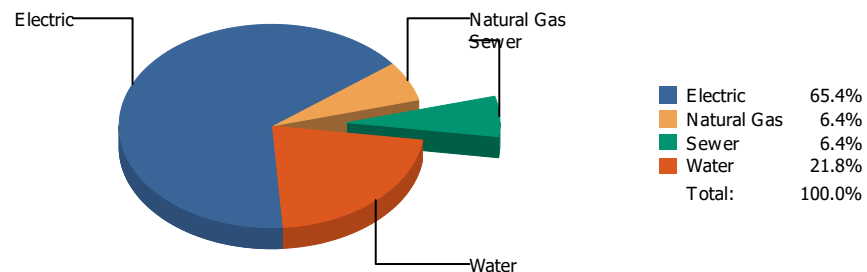
■ Electric 100.0%  
Total: 100.0%

Commodity	Common Use	Energy Use	Energy Use / Area	Total Cost	Cost / Unit	Cost / Area
<b>Place: [HIGHLAND] HIGHLAND/ANNEX 120 [BUILDING]</b>						
<b>Area: 33,705 SqFt</b>						
<b>Billing Period: Aug 2019</b>						
ELECTRIC	32,680.00 kWh	111,504 KBtu	3.308 KBtu/SqFt	\$2,596.29	\$0.079 /kWh	\$0.077 /SqFt
<b>Totals:</b>		<b>111,504 KBtu</b>	<b>3.308 KBtu/SqFt</b>	<b>\$2,596.29</b>		

### Energy

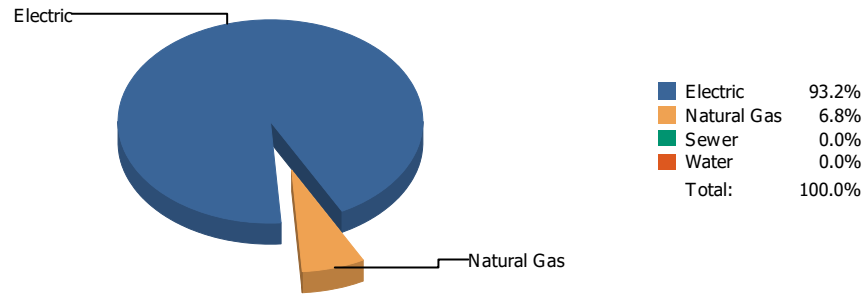


### Cost

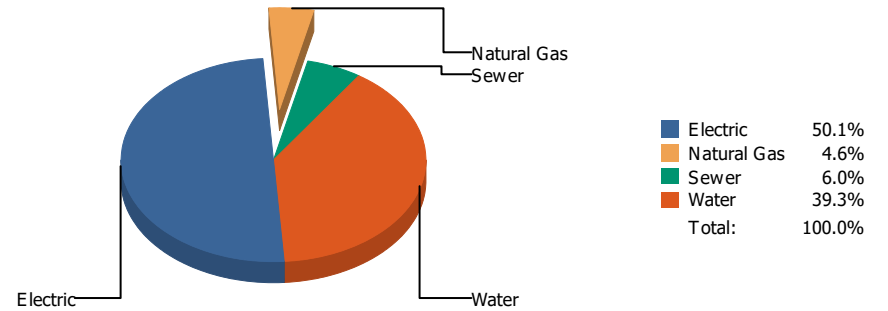


Commodity	Common Use	Energy Use	Energy Use / Area	Total Cost	Cost / Unit	Cost / Area
<b>Place: [HILLSIDE] HILLSIDE 121 [BUILDING]</b>						
<b>Area: 80,656 SqFt</b>						
<b>Billing Period: Aug 2019</b>						
ELECTRIC	41,012.00 kWh	139,933 KBtu	1.735 KBtu/SqFt	\$5,072.77	\$0.124 /kWh	\$0.063 /SqFt
NATURALGAS	140.00 CCF	14,420 KBtu	0.179 KBtu/SqFt	\$496.44	\$3.546 /CCF	\$0.006 /SqFt
SEWER	83.00 CCF			\$494.38	\$5.956 /CCF	\$0.006 /SqFt
WATER	283.00 CCF			\$1,690.57	\$5.974 /CCF	\$0.021 /SqFt
<b>Totals:</b>		<b>154,353 KBtu</b>	<b>1.914 KBtu/SqFt</b>	<b>\$7,754.16</b>		

**Energy**

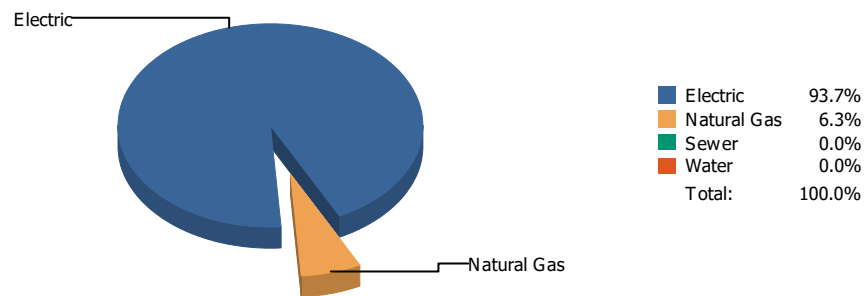


**Cost**

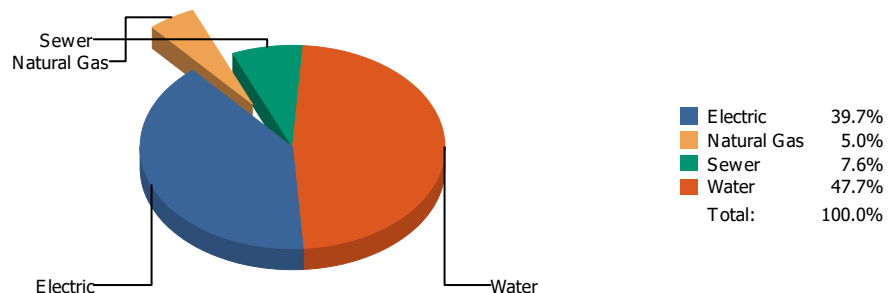


Commodity	Common Use	Energy Use	Energy Use / Area	Total Cost	Cost / Unit	Cost / Area
<b>Place: [HOUSTON] HOUSTON      122 [BUILDING]</b>						
<b>Area: 84,178 SqFt</b>						
<b>Billing Period: Aug 2019</b>						
ELECTRIC	26,200.00 kWh	89,394 KBtu	1.062 KBtu/SqFt	\$3,511.94	\$0.134 /kWh	\$0.042 /SqFt
NATURALGAS	63.00 CCF	6,489 KBtu	0.077 KBtu/SqFt	\$319.03	\$5.064 /CCF	\$0.004 /SqFt
SEWER	48.00 CCF			\$422.28	\$8.798 /CCF	\$0.005 /SqFt
WATER	472.00 CCF			\$2,755.72	\$5.838 /CCF	\$0.033 /SqFt
<b>Totals:</b>		<b>95,883 KBtu</b>	<b>1.139 KBtu/SqFt</b>	<b>\$7,008.97</b>		

**Energy**

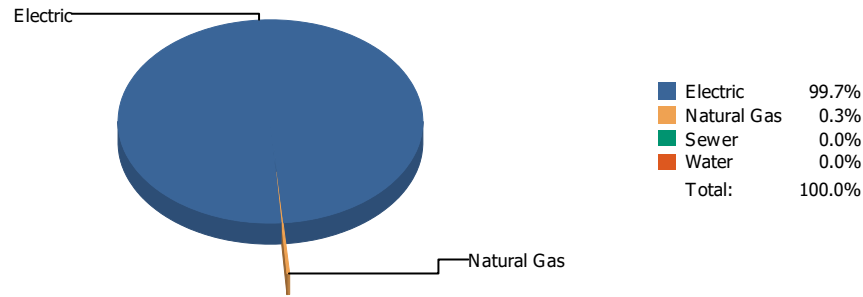


**Cost**

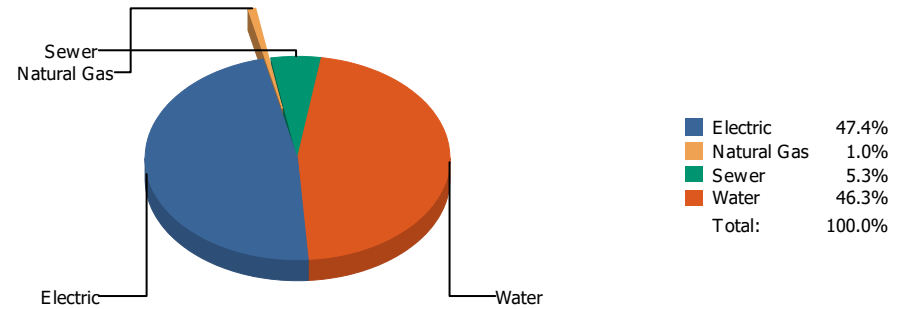


Commodity	Common Use	Energy Use	Energy Use / Area	Total Cost	Cost / Unit	Cost / Area
<b>Place: [HUGHEY] HUGHEY                      123 [BUILDING]</b>						
<b>Area: 74,815 SqFt</b>						
<b>Billing Period: Aug 2019</b>						
ELECTRIC	45,286.00 kWh	154,516 KBtu	2.065 KBtu/SqFt	\$6,021.16	\$0.133 /kWh	\$0.080 /SqFt
NATURALGAS	101.00 CCF	10,403 KBtu	0.139 KBtu/SqFt	\$760.30	\$7.528 /CCF	\$0.010 /SqFt
SEWER	350.00 CCF			\$1,145.13	\$3.272 /CCF	\$0.015 /SqFt
WATER	1,238.00 CCF			\$7,223.40	\$5.835 /CCF	\$0.096 /SqFt
<b>Totals:</b>		<b>164,919 KBtu</b>	<b>2.204 KBtu/SqFt</b>	<b>\$15,149.99</b>		

**Energy**

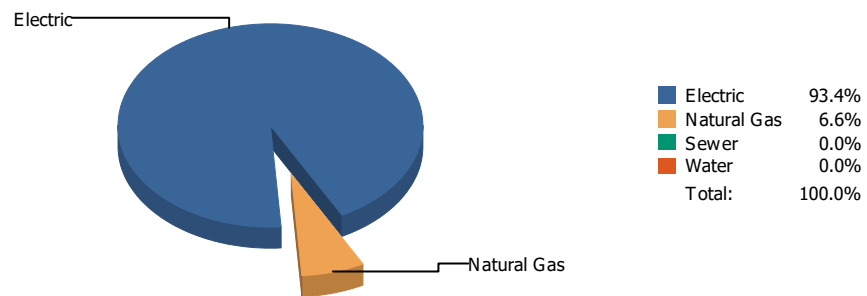


**Cost**

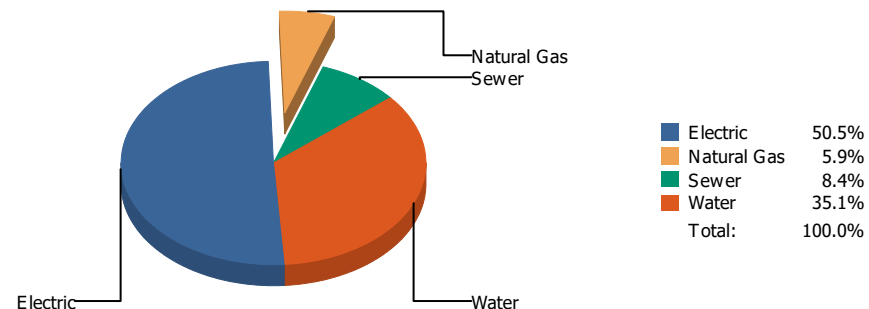


Commodity	Common Use	Energy Use	Energy Use / Area	Total Cost	Cost / Unit	Cost / Area
<b>Place: [IRVIN] IRVIN 008 [BUILDING]</b>						
<b>Area: 303,804 SqFt</b>						
<b>Billing Period: Aug 2019</b>						
ELECTRIC	117,868.00 kWh	402,166 KBtu	1.324 KBtu/SqFt	\$13,623.52	\$0.116 /kWh	\$0.044 /SqFt
NATURALGAS	10.00 CCF	1,030 KBtu	0.003 KBtu/SqFt	\$297.95	\$29.795 /CCF	\$0.001 /SqFt
SEWER	633.00 CCF			\$1,526.65	\$2.412 /CCF	\$0.005 /SqFt
WATER	2,473.00 CCF			\$13,306.07	\$5.381 /CCF	\$0.044 /SqFt
<b>Totals:</b>		<b>403,196 KBtu</b>	<b>1.327 KBtu/SqFt</b>	<b>\$28,754.19</b>		

### Energy

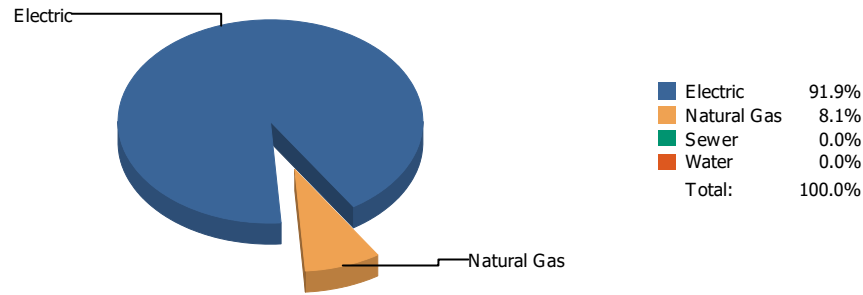


### Cost

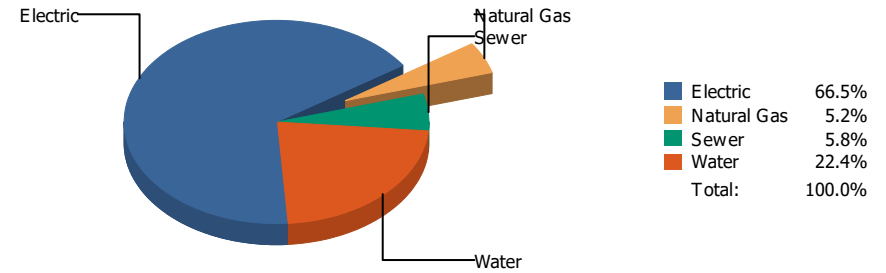


Commodity	Common Use	Energy Use	Energy Use / Area	Total Cost	Cost / Unit	Cost / Area
<b>Place: [JEFFERSN] JEFFERSON 009 [BUILDING]</b>						
<b>Area: 257,708 SqFt</b>						
<b>Billing Period: Aug 2019</b>						
ELECTRIC	110,211.00 kWh	376,040 KBtu	1.459 KBtu/SqFt	\$10,891.90	\$0.099 /kWh	\$0.042 /SqFt
NATURALGAS	259.00 CCF	26,677 KBtu	0.104 KBtu/SqFt	\$1,278.89	\$4.938 /CCF	\$0.005 /SqFt
SEWER	612.00 CCF			\$1,818.34	\$2.971 /CCF	\$0.007 /SqFt
WATER	1,587.00 CCF			\$7,575.12	\$4.773 /CCF	\$0.029 /SqFt
<b>Totals:</b>		<b>402,717 KBtu</b>	<b>1.563 KBtu/SqFt</b>	<b>\$21,564.25</b>		

**Energy**

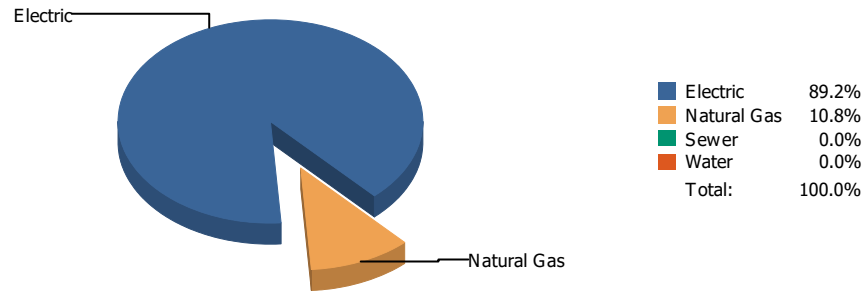


**Cost**

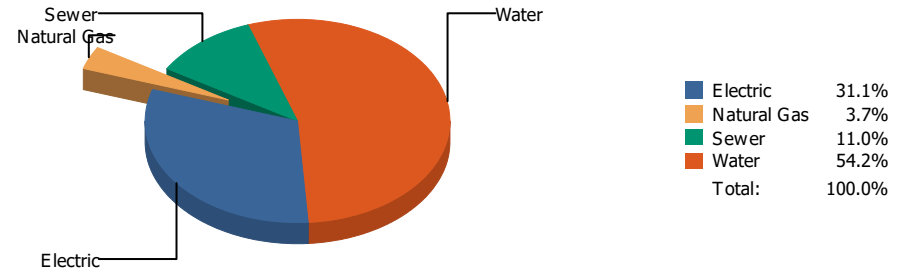


Commodity	Common Use	Energy Use	Energy Use / Area	Total Cost	Cost / Unit	Cost / Area
<b>Place: [JOHNSON] L.B. JOHNSON 155 [BUILDING]</b>						
<b>Area: 87,993 SqFt</b>						
<b>Billing Period: Aug 2019</b>						
ELECTRIC	45,800.00 kWh	156,270 KBtu	1.776 KBtu/SqFt	\$4,404.96	\$0.096 /kWh	\$0.050 /SqFt
NATURALGAS	134.00 CCF	13,802 KBtu	0.157 KBtu/SqFt	\$347.28	\$2.592 /CCF	\$0.004 /SqFt
SEWER	77.00 CCF			\$381.29	\$4.952 /CCF	\$0.004 /SqFt
WATER	426.00 CCF			\$1,485.90	\$3.488 /CCF	\$0.017 /SqFt
<b>Totals:</b>		<b>170,072 KBtu</b>	<b>1.933 KBtu/SqFt</b>	<b>\$6,619.43</b>		

**Energy**



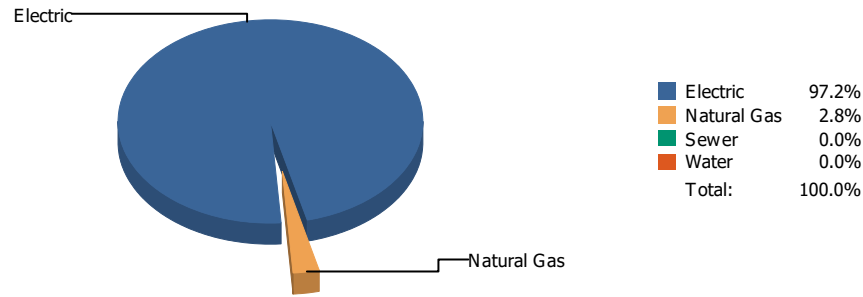
**Cost**



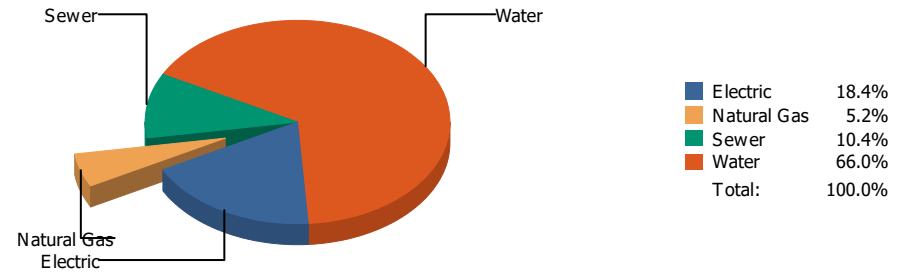
Commodity	Common Use	Energy Use	Energy Use / Area	Total Cost	Cost / Unit	Cost / Area
<b>Place: [KOHLBERG] KOHLBERG ELEMENTARY [BUILDING]</b>						
<b>Area: 99,884 SqFt</b>						
<b>Billing Period: Aug 2019</b>						
ELECTRIC	25,180.00 kWh	85,914 KBtu	0.860 KBtu/SqFt	\$2,843.05	\$0.113 /kWh	\$0.028 /SqFt
NATURALGAS	101.00 CCF	10,403 KBtu	0.104 KBtu/SqFt	\$334.15	\$3.308 /CCF	\$0.003 /SqFt
SEWER	342.00 CCF			\$1,007.25	\$2.945 /CCF	\$0.010 /SqFt
WATER	988.00 CCF			\$4,955.33	\$5.016 /CCF	\$0.050 /SqFt
<b>Totals:</b>		<b>96,317 KBtu</b>	<b>0.964 KBtu/SqFt</b>	<b>\$9,139.78</b>		



**Energy**

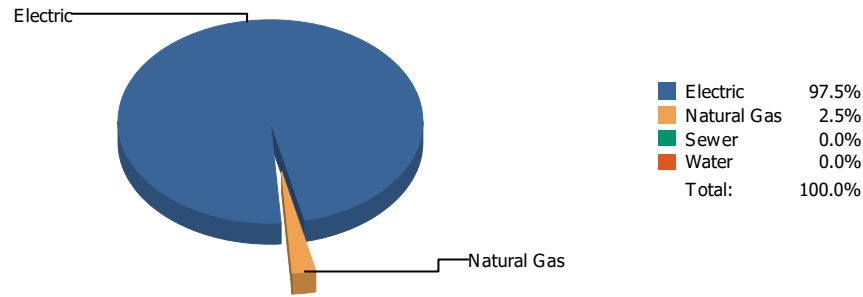


**Cost**

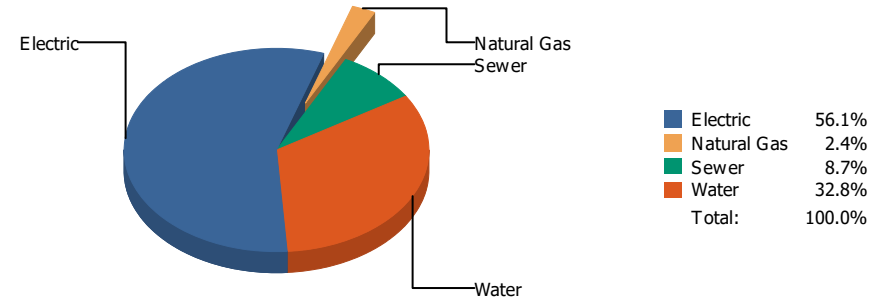


Commodity	Common Use	Energy Use	Energy Use / Area	Total Cost	Cost / Unit	Cost / Area
<b>Place: [LAMAR] LAMAR 125 [BUILDING]</b>						
<b>Area: 76,252 SqFt</b>						
<b>Billing Period: Aug 2019</b>						
ELECTRIC	14,700.00 kWh	50,156 KBtu	0.658 KBtu/SqFt	\$1,573.37	\$0.107 /kWh	\$0.021 /SqFt
NATURALGAS	14.00 CCF	1,442 KBtu	0.019 KBtu/SqFt	\$446.52	\$31.894 /CCF	\$0.006 /SqFt
SEWER	168.00 CCF			\$892.15	\$5.310 /CCF	\$0.012 /SqFt
WATER	926.00 CCF			\$5,656.56	\$6.109 /CCF	\$0.074 /SqFt
<b>Totals:</b>		<b>51,598 KBtu</b>	<b>0.677 KBtu/SqFt</b>	<b>\$8,568.60</b>		

### Energy

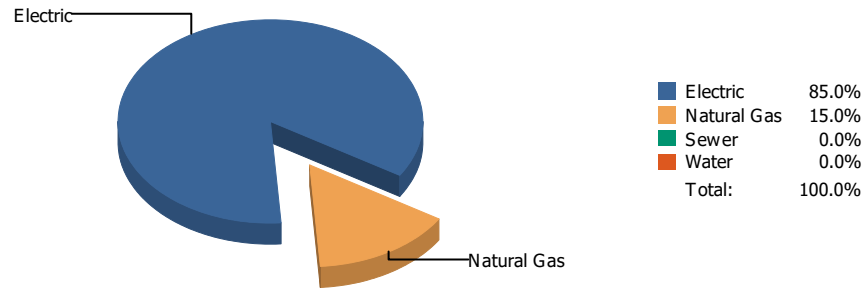


### Cost

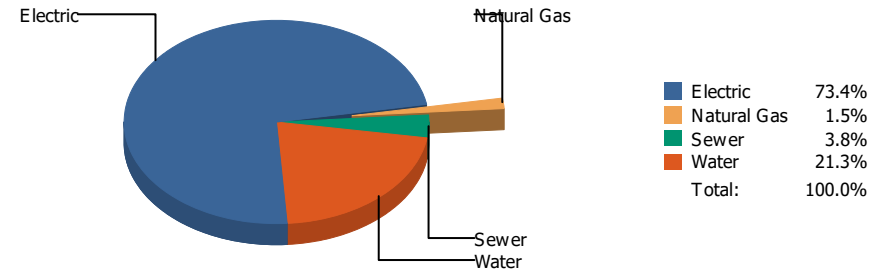


Commodity	Common Use	Energy Use	Energy Use / Area	Total Cost	Cost / Unit	Cost / Area
<b>Place: [LEE] LEE      150 [BUILDING]</b>						
<b>Area: 78,368 SqFt</b>						
<b>Billing Period: Aug 2019</b>						
ELECTRIC	29,820.00 kWh	101,746 KBtu	1.298 KBtu/SqFt	\$3,733.52	\$0.125 /kWh	\$0.048 /SqFt
NATURALGAS	25.00 CCF	2,575 KBtu	0.033 KBtu/SqFt	\$156.92	\$6.277 /CCF	\$0.002 /SqFt
SEWER	76.00 CCF			\$579.58	\$7.626 /CCF	\$0.007 /SqFt
WATER	306.00 CCF			\$2,180.80	\$7.127 /CCF	\$0.028 /SqFt
<b>Totals:</b>		<b>104,321 KBtu</b>	<b>1.331 KBtu/SqFt</b>	<b>\$6,650.82</b>		

**Energy**

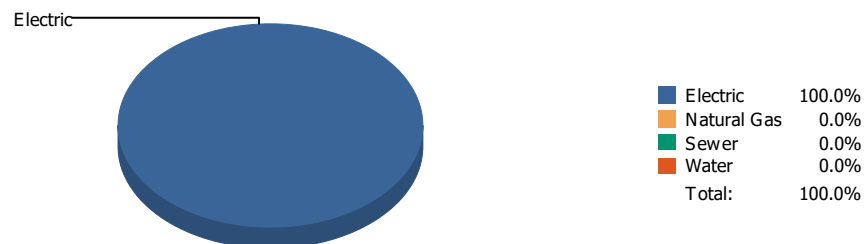


**Cost**

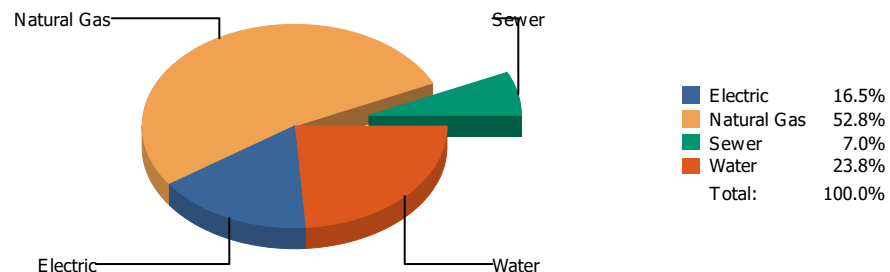


Commodity	Common Use	Energy Use	Energy Use / Area	Total Cost	Cost / Unit	Cost / Area
<b>Place: [LINCOLN] LINCOLN 051 [BUILDING]</b>						
<b>Area: 163,678 SqFt</b>						
<b>Billing Period: Aug 2019</b>						
ELECTRIC	11,106.00 kWh	37,894 KBtu	0.232 KBtu/SqFt	\$8,184.80	\$0.737 /kWh	\$0.050 /SqFt
NATURALGAS	65.00 CCF	6,695 KBtu	0.041 KBtu/SqFt	\$172.84	\$2.659 /CCF	\$0.001 /SqFt
SEWER	99.00 CCF			\$426.61	\$4.309 /CCF	\$0.003 /SqFt
WATER	402.00 CCF			\$2,373.97	\$5.905 /CCF	\$0.015 /SqFt
<b>Totals:</b>		<b>44,589 KBtu</b>	<b>0.272 KBtu/SqFt</b>	<b>\$11,158.22</b>		

**Energy**

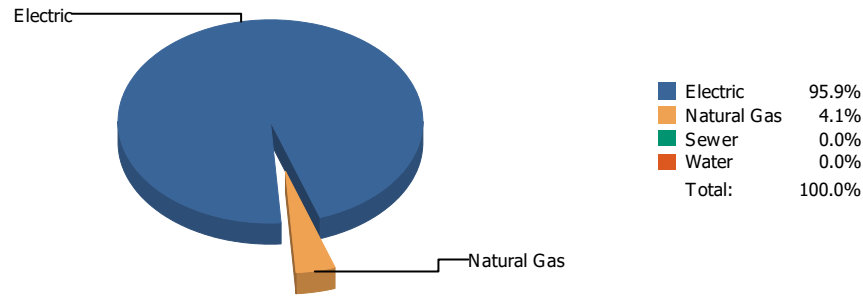


**Cost**

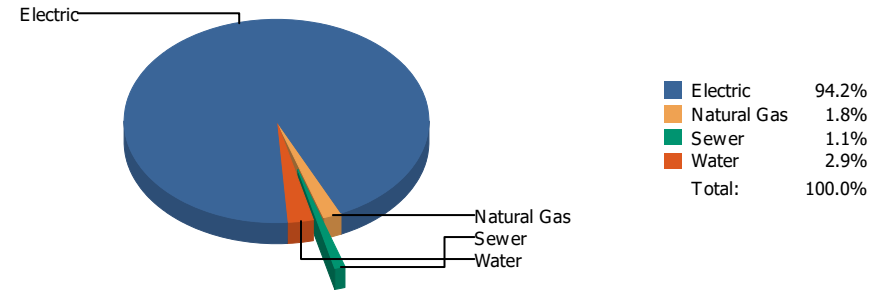


Commodity	Common Use	Energy Use	Energy Use / Area	Total Cost	Cost / Unit	Cost / Area
<b>Place: [LIVE MAT] LIVE MATERIAL CENTER 929 [BUILDING]</b>						
<b>Area: 2,483 SqFt</b>						
<b>Billing Period: Aug 2019</b>						
ELECTRIC	479.00 kWh	1,634 KBtu	0.658 KBtu/SqFt	\$91.66	\$0.191 /kWh	\$0.037 /SqFt
NATURALGAS	0.00 CCF	0 KBtu	0.000 KBtu/SqFt	\$293.98	\$0.000 /CCF	\$0.118 /SqFt
SEWER	3.00 CCF			\$38.88	\$12.960 /CCF	\$0.016 /SqFt
WATER	11.00 CCF			\$132.46	\$12.042 /CCF	\$0.053 /SqFt
<b>Totals:</b>		<b>1,634 KBtu</b>	<b>0.658 KBtu/SqFt</b>	<b>\$556.98</b>		

**Energy**

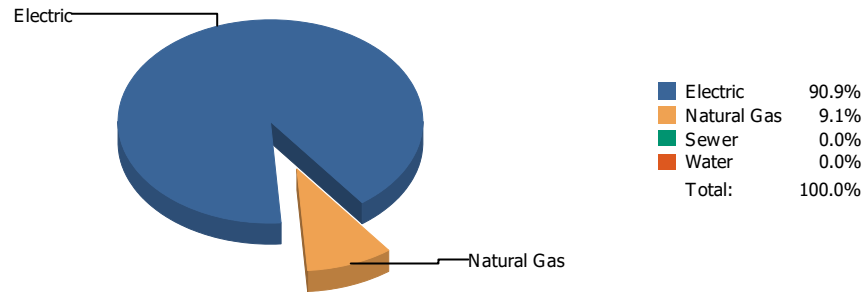


**Cost**

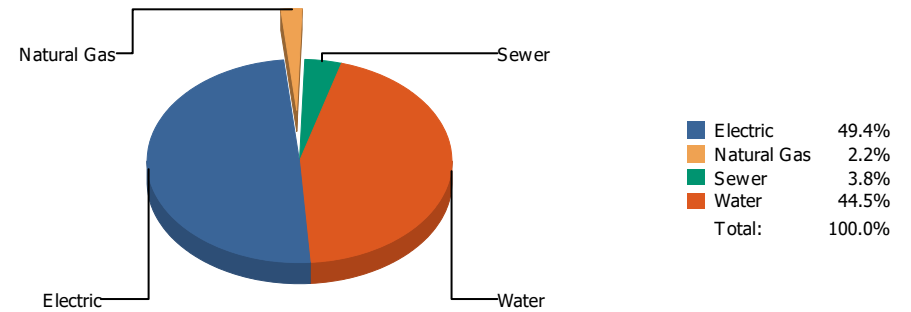


Commodity	Common Use	Energy Use	Energy Use / Area	Total Cost	Cost / Unit	Cost / Area
<b>Place: [LOGAN] LOGAN      128 [BUILDING]</b>						
<b>Area: 72,248 SqFt</b>						
<b>Billing Period: Aug 2019</b>						
ELECTRIC	78,800.00 kWh	268,866 KBtu	3.721 KBtu/SqFt	\$10,254.79	\$0.130 /kWh	\$0.142 /SqFt
NATURALGAS	111.00 CCF	11,433 KBtu	0.158 KBtu/SqFt	\$191.12	\$1.722 /CCF	\$0.003 /SqFt
SEWER	11.00 CCF			\$123.39	\$11.217 /CCF	\$0.002 /SqFt
WATER	23.00 CCF			\$311.22	\$13.531 /CCF	\$0.004 /SqFt
<b>Totals:</b>		<b>280,299 KBtu</b>	<b>3.880 KBtu/SqFt</b>	<b>\$10,880.52</b>		

**Energy**

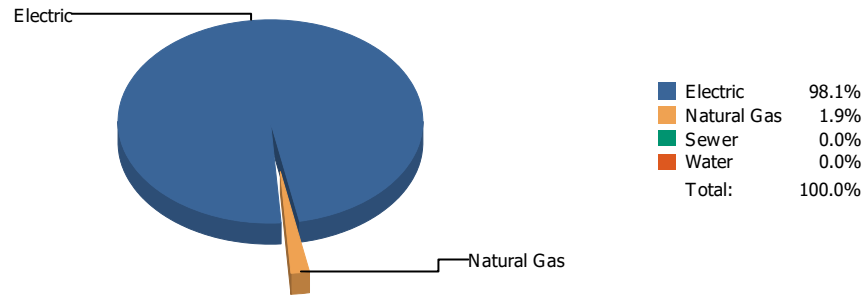


**Cost**

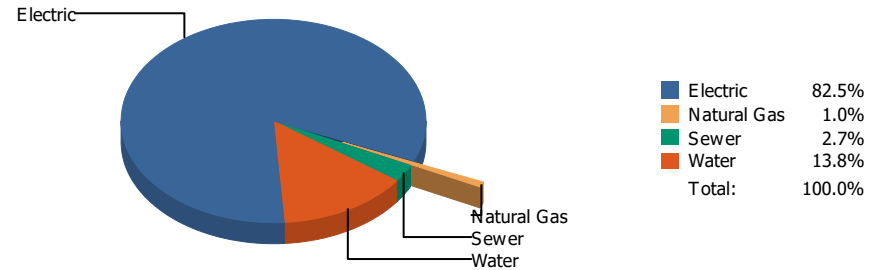


Commodity	Common Use	Energy Use	Energy Use / Area	Total Cost	Cost / Unit	Cost / Area
<b>Place: [LUNDY_2] LUNDY 177 [BUILDING]</b>						
<b>Area: 112,731 SqFt</b>						
<b>Billing Period: Aug 2019</b>						
ELECTRIC	39,200.00 kWh	133,750 KBtu	1.186 KBtu/SqFt	\$7,706.06	\$0.197 /kWh	\$0.068 /SqFt
NATURALGAS	130.00 CCF	13,390 KBtu	0.119 KBtu/SqFt	\$345.67	\$2.659 /CCF	\$0.003 /SqFt
SEWER	124.00 CCF			\$598.40	\$4.826 /CCF	\$0.005 /SqFt
WATER	1,183.00 CCF			\$6,942.32	\$5.868 /CCF	\$0.061 /SqFt
<b>Totals:</b>		<b>147,140 KBtu</b>	<b>1.305 KBtu/SqFt</b>	<b>\$15,592.45</b>		

### Energy

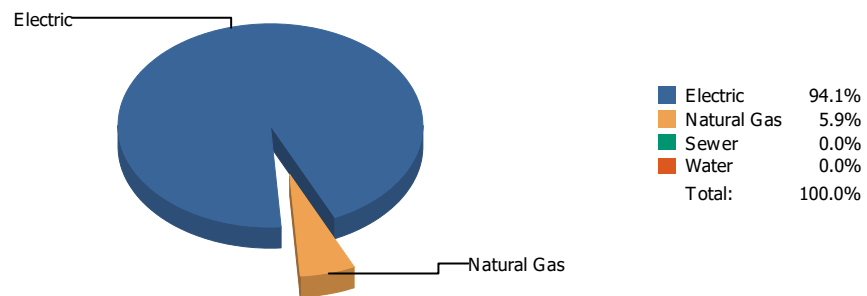


### Cost

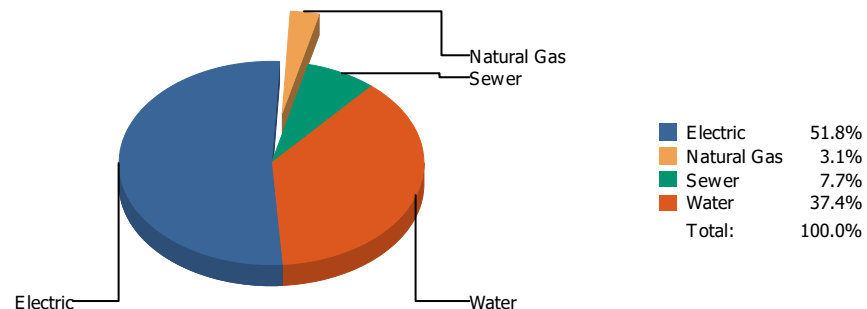


Commodity	Common Use	Energy Use	Energy Use / Area	Total Cost	Cost / Unit	Cost / Area
<b>Place: [MAC] MACARTHUR 129 [BUILDING]</b>						
<b>Area: 143,341 SqFt</b>						
<b>Billing Period: Aug 2019</b>						
ELECTRIC	123,680.00 kWh	421,996 KBtu	2.944 KBtu/SqFt	\$15,050.99	\$0.122 /kWh	\$0.105 /SqFt
NATURALGAS	81.00 CCF	8,343 KBtu	0.058 KBtu/SqFt	\$179.22	\$2.213 /CCF	\$0.001 /SqFt
SEWER	130.00 CCF			\$490.47	\$3.773 /CCF	\$0.003 /SqFt
WATER	363.00 CCF			\$2,525.59	\$6.958 /CCF	\$0.018 /SqFt
<b>Totals:</b>		<b>430,339 KBtu</b>	<b>3.002 KBtu/SqFt</b>	<b>\$18,246.27</b>		

### Energy



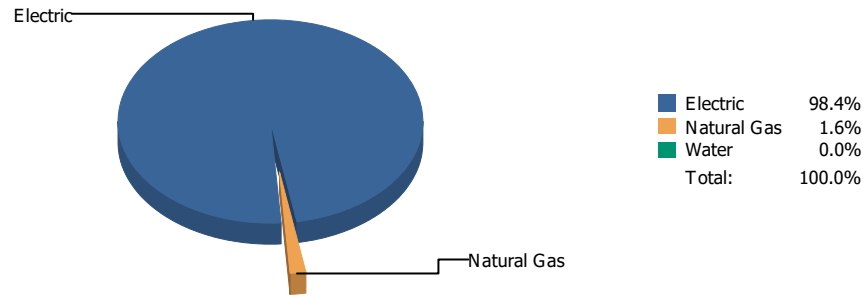
### Cost



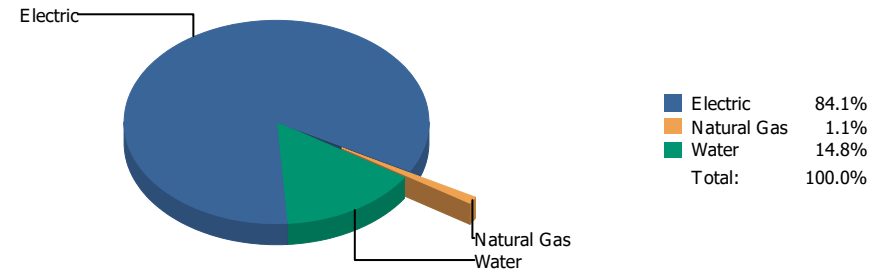
Commodity	Common Use	Energy Use	Energy Use / Area	Total Cost	Cost / Unit	Cost / Area
<b>Place: [MAGOFFIN] MAGOFFIN 047 [BUILDING]</b>						
<b>Area: 76,378 SqFt</b>						
<b>Billing Period: Aug 2019</b>						
ELECTRIC	20,210.00 kWh	68,957 KBtu	0.903 KBtu/SqFt	\$2,758.83	\$0.137 /kWh	\$0.036 /SqFt
NATURALGAS	42.00 CCF	4,326 KBtu	0.057 KBtu/SqFt	\$163.80	\$3.900 /CCF	\$0.002 /SqFt
SEWER	32.00 CCF			\$408.88	\$12.778 /CCF	\$0.005 /SqFt
WATER	335.00 CCF			\$1,991.24	\$5.944 /CCF	\$0.026 /SqFt
<b>Totals:</b>		<b>73,283 KBtu</b>	<b>0.959 KBtu/SqFt</b>	<b>\$5,322.75</b>		



**Energy**

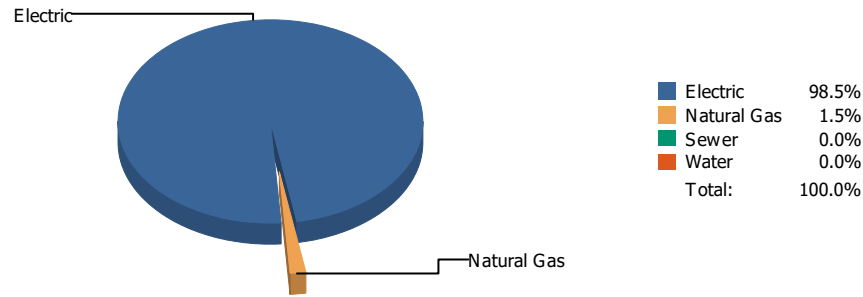


**Cost**

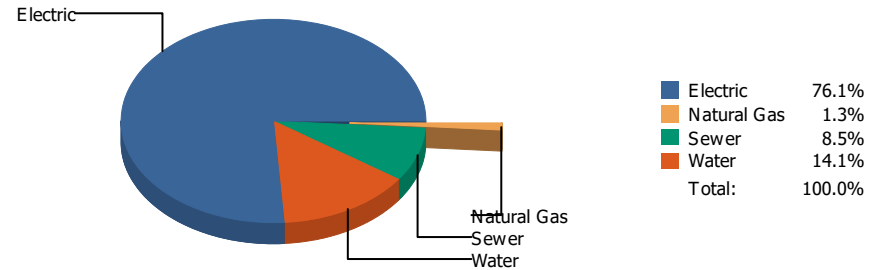


Commodity	Common Use	Energy Use	Energy Use / Area	Total Cost	Cost / Unit	Cost / Area
<b>Place: [MAGOFFINNEWMIDDLESCHOOL] MAGOFFIN NEW MIDDLE SCHOOL [BUILDING]</b>						
<b>Area: 116,136 SqFt</b>						
<b>Billing Period: Aug 2019</b>						
ELECTRIC	147,600.00 kWh	503,611 KBtu	4.336 KBtu/SqFt	\$14,128.27	\$0.096 /kWh	\$0.122 /SqFt
NATURALGAS	77.00 CCF	7,931 KBtu	0.068 KBtu/SqFt	\$177.60	\$2.306 /CCF	\$0.002 /SqFt
WATER	387.00 CCF			\$2,492.45	\$6.440 /CCF	\$0.021 /SqFt
<b>Totals:</b>		<b>511,542 KBtu</b>	<b>4.405 KBtu/SqFt</b>	<b>\$16,798.32</b>		

**Energy**

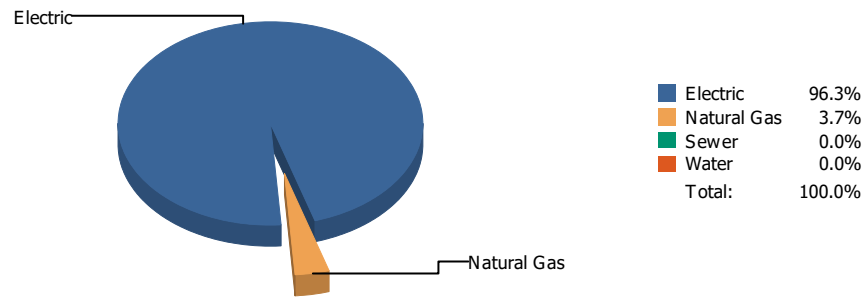


**Cost**

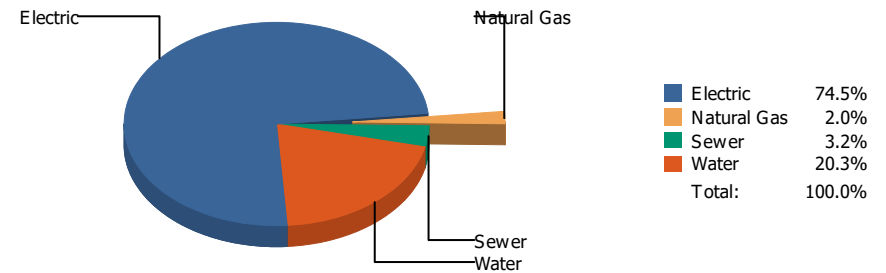


Commodity	Common Use	Energy Use	Energy Use / Area	Total Cost	Cost / Unit	Cost / Area
<b>Place: [MAXINE] MAXINE SILVA HEALTH MAGNET 011 [BUILDING]</b>						
<b>Area: 80,909 SqFt</b>						
<b>Billing Period: Aug 2019</b>						
ELECTRIC	88,800.00 kWh	302,986 KBtu	3.745 KBtu/SqFt	\$9,774.82	\$0.110 /kWh	\$0.121 /SqFt
NATURALGAS	46.00 CCF	4,738 KBtu	0.059 KBtu/SqFt	\$165.27	\$3.593 /CCF	\$0.002 /SqFt
SEWER	423.00 CCF			\$1,094.05	\$2.586 /CCF	\$0.014 /SqFt
WATER	180.00 CCF			\$1,815.12	\$10.084 /CCF	\$0.022 /SqFt
<b>Totals:</b>		<b>307,724 KBtu</b>	<b>3.803 KBtu/SqFt</b>	<b>\$12,849.26</b>		

### Energy

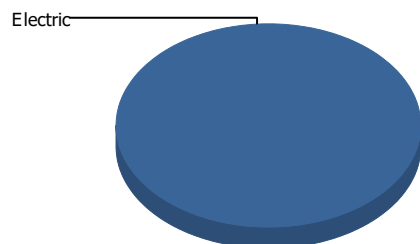


### Cost



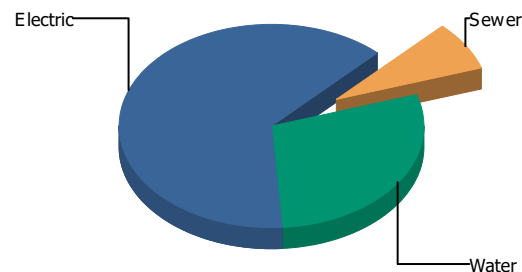
Commodity	Common Use	Energy Use	Energy Use / Area	Total Cost	Cost / Unit	Cost / Area
<b>Place: [MESITA] MESITA      130 [BUILDING]</b>						
<b>Area: 100,583 SqFt</b>						
<b>Billing Period: Aug 2019</b>						
ELECTRIC	87,720.00 kWh	299,301 KBtu	2.976 KBtu/SqFt	\$12,676.59	\$0.145 /kWh	\$0.126 /SqFt
NATURALGAS	111.00 CCF	11,433 KBtu	0.114 KBtu/SqFt	\$338.11	\$3.046 /CCF	\$0.003 /SqFt
SEWER	100.00 CCF			\$548.96	\$5.490 /CCF	\$0.005 /SqFt
WATER	555.00 CCF			\$3,457.29	\$6.229 /CCF	\$0.034 /SqFt
<b>Totals:</b>		<b>310,734 KBtu</b>	<b>3.089 KBtu/SqFt</b>	<b>\$17,020.95</b>		

### Energy



■ Electric 100.0%  
■ Sewer 0.0%  
■ Water 0.0%  
 Total: 100.0%

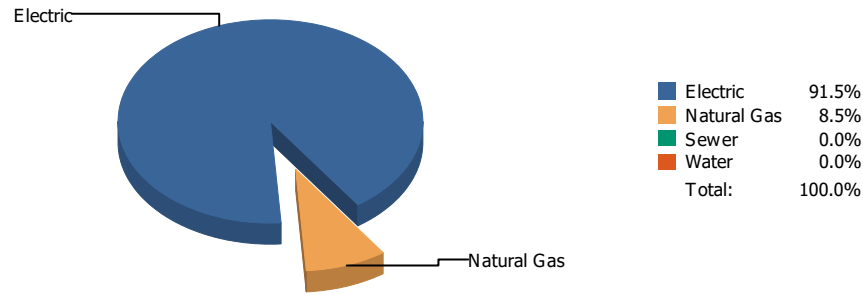
### Cost



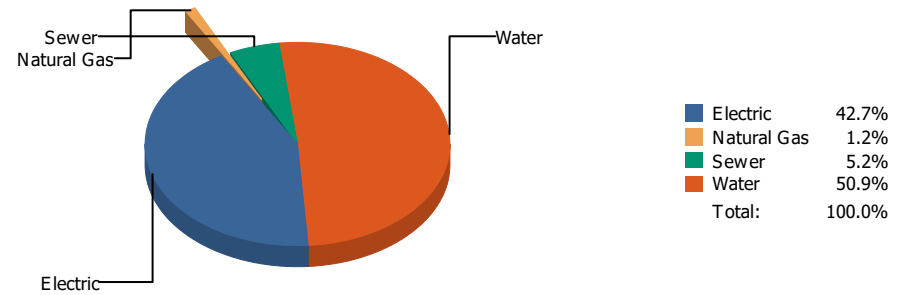
■ Electric 63.4%  
■ Sewer 7.8%  
■ Water 28.8%  
 Total: 100.0%

Commodity	Common Use	Energy Use	Energy Use / Area	Total Cost	Cost / Unit	Cost / Area
<b>Place: [MILAM] MILAM 131 [BUILDING]</b>						
<b>Area: 63,641 SqFt</b>						
<b>Billing Period: Aug 2019</b>						
ELECTRIC	20,640.00 kWh	70,424 KBtu	1.107 KBtu/SqFt	\$3,006.09	\$0.146 /kWh	\$0.047 /SqFt
SEWER	71.00 CCF			\$368.93	\$5.196 /CCF	\$0.006 /SqFt
WATER	254.00 CCF			\$1,366.25	\$5.379 /CCF	\$0.021 /SqFt
<b>Totals:</b>		<b>70,424 KBtu</b>	<b>1.107 KBtu/SqFt</b>	<b>\$4,741.27</b>		

**Energy**

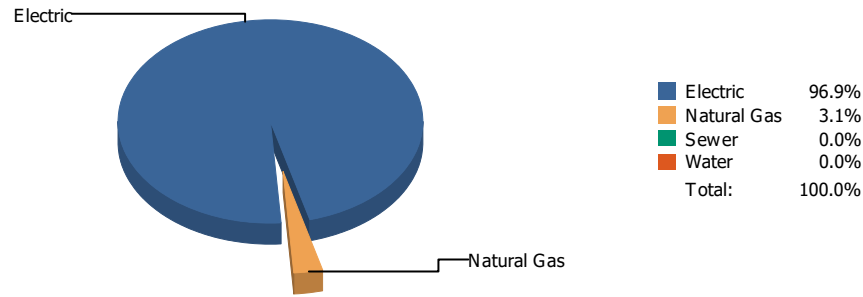


**Cost**

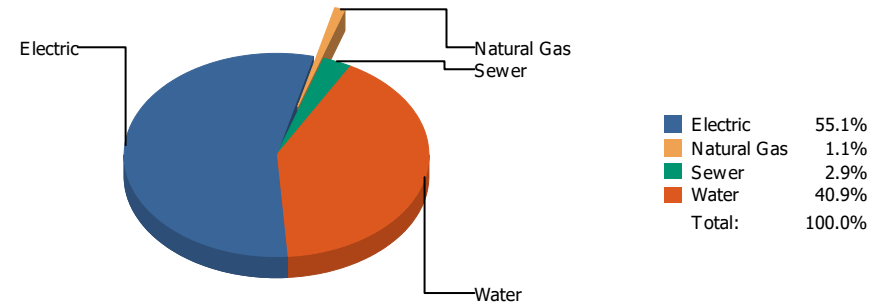


Commodity	Common Use	Energy Use	Energy Use / Area	Total Cost	Cost / Unit	Cost / Area
<b>Place: [MOREHEAD] MOREHEAD 046 [BUILDING]</b>						
<b>Area: 119,353 SqFt</b>						
<b>Billing Period: Aug 2019</b>						
ELECTRIC	63,599.00 kWh	217,000 KBtu	1.818 KBtu/SqFt	\$7,856.20	\$0.124 /kWh	\$0.066 /SqFt
NATURALGAS	196.00 CCF	20,188 KBtu	0.169 KBtu/SqFt	\$224.95	\$1.148 /CCF	\$0.002 /SqFt
SEWER	295.00 CCF			\$950.66	\$3.223 /CCF	\$0.008 /SqFt
WATER	2,557.00 CCF			\$9,360.73	\$3.661 /CCF	\$0.078 /SqFt
<b>Totals:</b>		<b>237,188 KBtu</b>	<b>1.987 KBtu/SqFt</b>	<b>\$18,392.54</b>		

**Energy**

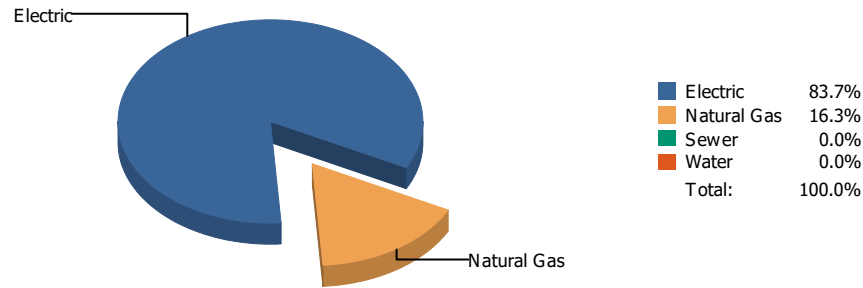


**Cost**

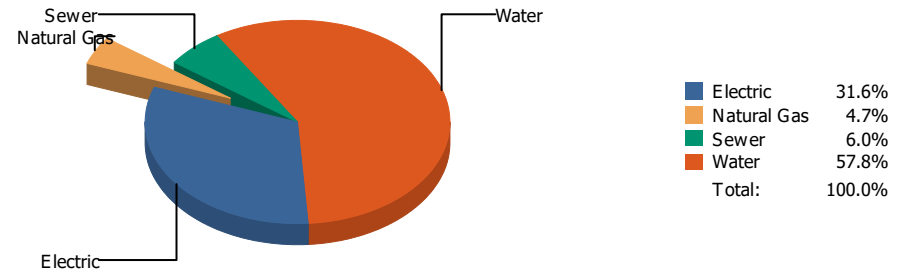


Commodity	Common Use	Energy Use	Energy Use / Area	Total Cost	Cost / Unit	Cost / Area
<b>Place: [MOYE_2] HR MOYE [BUILDING]</b>						
<b>Area: 93,197 SqFt</b>						
<b>Billing Period: Aug 2019</b>						
ELECTRIC	69,840.00 kWh	238,294 KBtu	2.557 KBtu/SqFt	\$9,101.68	\$0.130 /kWh	\$0.098 /SqFt
NATURALGAS	74.00 CCF	7,622 KBtu	0.082 KBtu/SqFt	\$176.42	\$2.384 /CCF	\$0.002 /SqFt
SEWER	65.00 CCF			\$476.86	\$7.336 /CCF	\$0.005 /SqFt
WATER	830.00 CCF			\$6,761.85	\$8.147 /CCF	\$0.072 /SqFt
<b>Totals:</b>		<b>245,916 KBtu</b>	<b>2.639 KBtu/SqFt</b>	<b>\$16,516.81</b>		

**Energy**

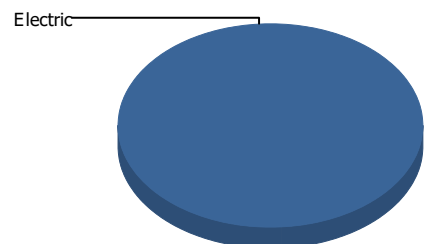


**Cost**



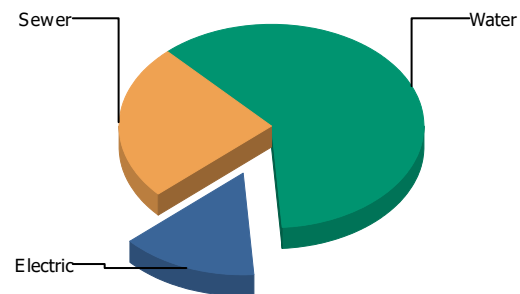
Commodity	Common Use	Energy Use	Energy Use / Area	Total Cost	Cost / Unit	Cost / Area
<b>Place: [MULTI-MEDIA CENTER] MULTI-MEDIA CENTER [BUILDING]</b>						
<b>Area: 27,633 SqFt</b>						
<b>Billing Period: Aug 2019</b>						
ELECTRIC	10,068.00 kWh	34,352 KBtu	1.243 KBtu/SqFt	\$1,171.87	\$0.116 /kWh	\$0.042 /SqFt
NATURALGAS	65.00 CCF	6,695 KBtu	0.242 KBtu/SqFt	\$172.84	\$2.659 /CCF	\$0.006 /SqFt
SEWER	59.00 CCF			\$222.27	\$3.767 /CCF	\$0.008 /SqFt
WATER	324.00 CCF			\$2,145.24	\$6.621 /CCF	\$0.078 /SqFt
<b>Totals:</b>		<b>41,047 KBtu</b>	<b>1.485 KBtu/SqFt</b>	<b>\$3,712.22</b>		

**Energy**



■ Electric 100.0%  
 ■ Sewer 0.0%  
 ■ Water 0.0%  
 Total: 100.0%

**Cost**

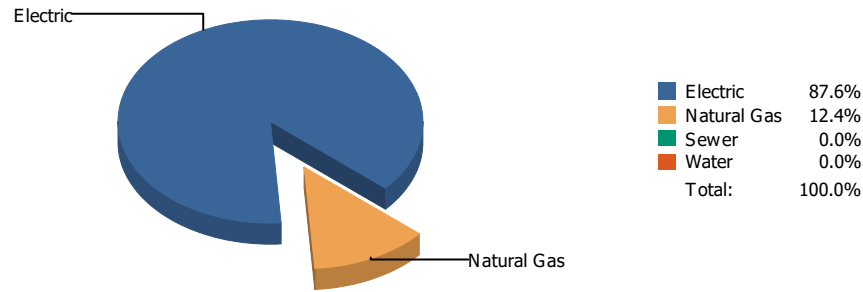


■ Electric 14.3%  
 ■ Sewer 25.0%  
 ■ Water 60.7%  
 Total: 100.0%

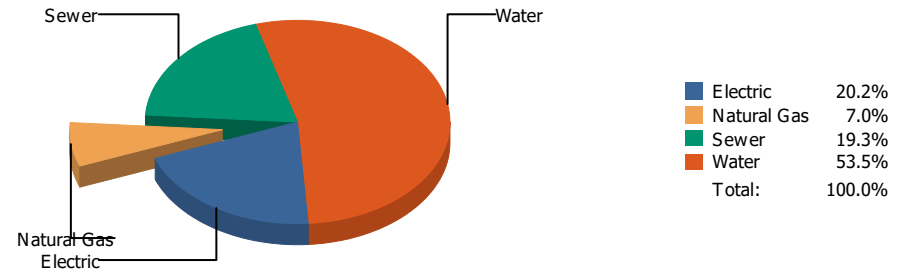
Commodity	Common Use	Energy Use	Energy Use / Area	Total Cost	Cost / Unit	Cost / Area
<b>Place: [NE AREA OFFICES] N.E. AREA OFFICES 882 [BUILDING]</b>						
<b>Area: 7,328 SqFt</b>						
<b>Billing Period: Aug 2019</b>						
ELECTRIC	160.00 kWh	546 KBtu	0.074 KBtu/SqFt	\$37.58	\$0.235 /kWh	\$0.005 /SqFt
SEWER	0.00 CCF			\$65.40	\$0.000 /CCF	\$0.009 /SqFt
WATER	0.00 CCF			\$159.12	\$0.000 /CCF	\$0.022 /SqFt
<b>Totals:</b>		<b>546 KBtu</b>	<b>0.074 KBtu/SqFt</b>	<b>\$262.10</b>		



**Energy**

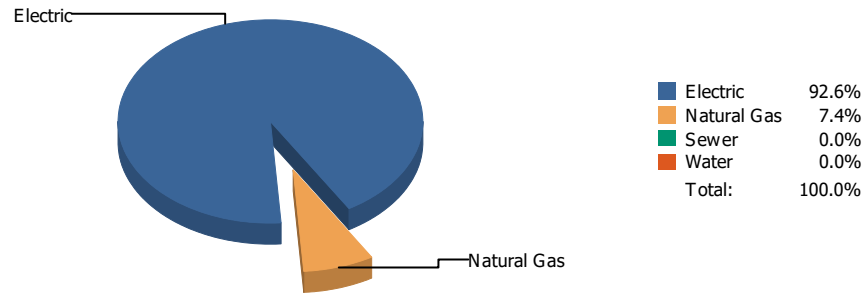


**Cost**

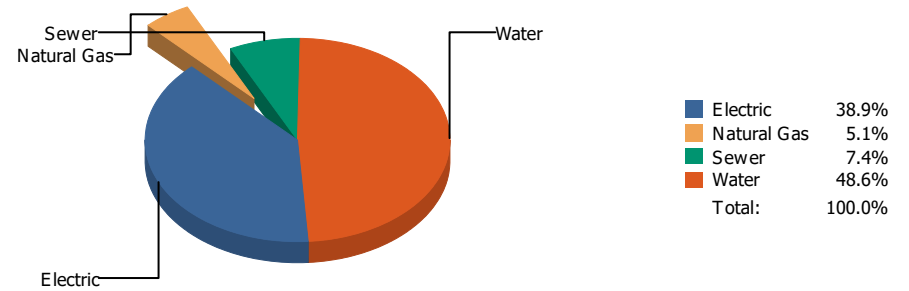


Commodity	Common Use	Energy Use	Energy Use / Area	Total Cost	Cost / Unit	Cost / Area
<b>Place: [NE TRANSPORTATION] N.E. TRANSPORTATION 826 [BUILDING]</b>						
<b>Area: 5,995 SqFt</b>						
<b>Billing Period: Aug 2019</b>						
ELECTRIC	5,343.00 kWh	18,230 KBtu	3.041 KBtu/SqFt	\$453.33	\$0.085 /kWh	\$0.076 /SqFt
NATURALGAS	25.00 CCF	2,575 KBtu	0.430 KBtu/SqFt	\$156.92	\$6.277 /CCF	\$0.026 /SqFt
SEWER	44.00 CCF			\$433.60	\$9.855 /CCF	\$0.072 /SqFt
WATER	167.00 CCF			\$1,198.73	\$7.178 /CCF	\$0.200 /SqFt
<b>Totals:</b>		<b>20,805 KBtu</b>	<b>3.470 KBtu/SqFt</b>	<b>\$2,242.58</b>		

**Energy**

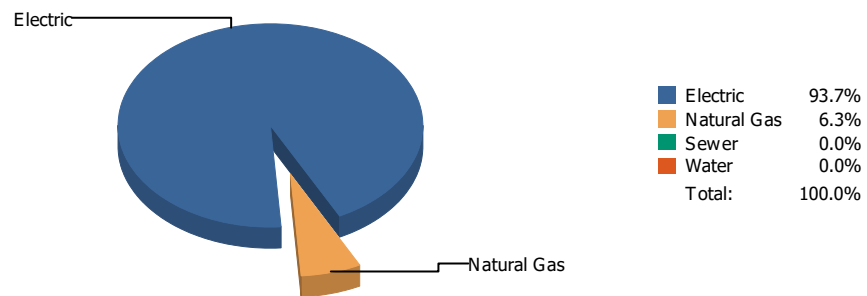


**Cost**

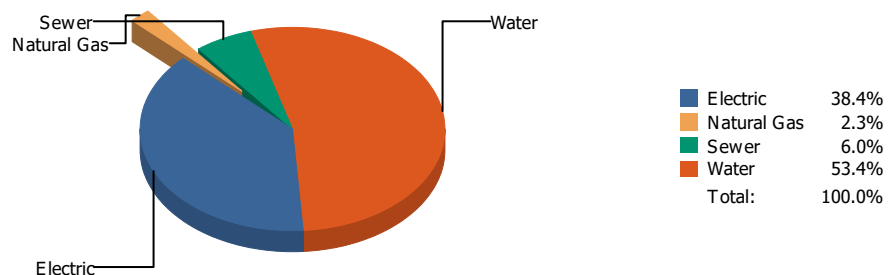


Commodity	Common Use	Energy Use	Energy Use / Area	Total Cost	Cost / Unit	Cost / Area
<b>Place: [NEWMAN] NEWMAN ELEMENTARY 133 [BUILDING]</b>						
<b>Area: 73,291 SqFt</b>						
<b>Billing Period: Aug 2019</b>						
ELECTRIC	26,813.00 kWh	91,486 KBtu	1.248 KBtu/SqFt	\$3,614.16	\$0.135 /kWh	\$0.049 /SqFt
NATURALGAS	71.00 CCF	7,313 KBtu	0.100 KBtu/SqFt	\$469.20	\$6.608 /CCF	\$0.006 /SqFt
SEWER	248.00 CCF			\$691.67	\$2.789 /CCF	\$0.009 /SqFt
WATER	851.00 CCF			\$4,514.51	\$5.305 /CCF	\$0.061 /SqFt
<b>Totals:</b>		<b>98,799 KBtu</b>	<b>1.348 KBtu/SqFt</b>	<b>\$9,289.54</b>		

**Energy**

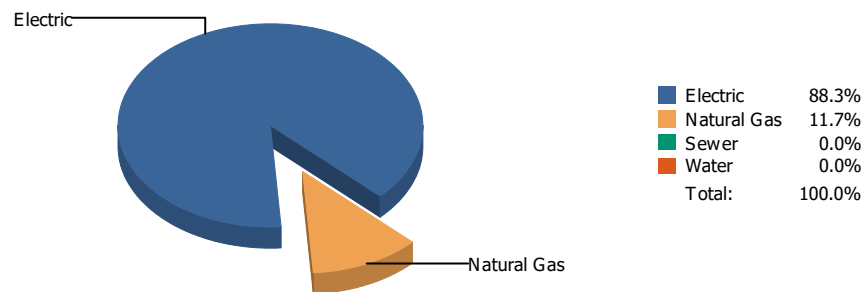


**Cost**

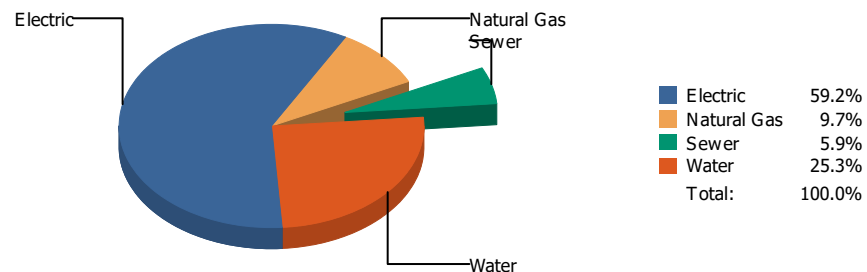


Commodity	Common Use	Energy Use	Energy Use / Area	Total Cost	Cost / Unit	Cost / Area
<b>Place: [NIXON] L.A. NIXON      161 [BUILDING]</b>						
<b>Area: 76,873 SqFt</b>						
<b>Billing Period: Aug 2019</b>						
ELECTRIC	41,400.00 kWh	141,257 KBtu	1.838 KBtu/SqFt	\$5,581.51	\$0.135 /kWh	\$0.073 /SqFt
NATURALGAS	92.00 CCF	9,476 KBtu	0.123 KBtu/SqFt	\$330.56	\$3.593 /CCF	\$0.004 /SqFt
SEWER	226.00 CCF			\$869.02	\$3.845 /CCF	\$0.011 /SqFt
WATER	1,197.00 CCF			\$7,766.08	\$6.488 /CCF	\$0.101 /SqFt
<b>Totals:</b>		<b>150,733 KBtu</b>	<b>1.961 KBtu/SqFt</b>	<b>\$14,547.17</b>		

### Energy

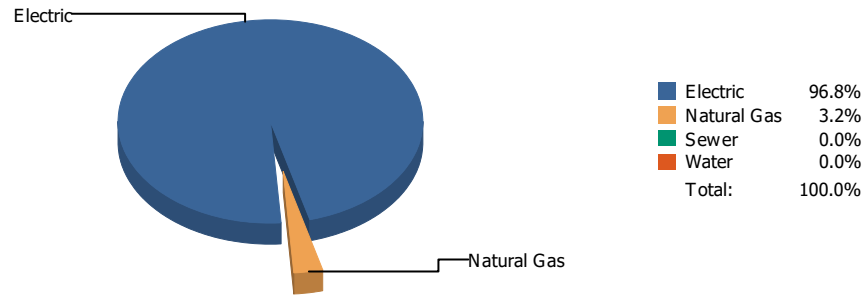


### Cost

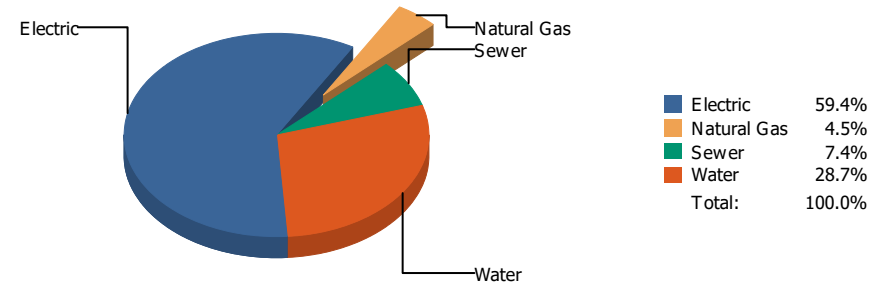


Commodity	Common Use	Energy Use	Energy Use / Area	Total Cost	Cost / Unit	Cost / Area
<b>Place: [OCC. CTR] OCCUPATIONAL CTR. [BUILDING]</b>						
<b>Area: 11,845 SqFt</b>						
<b>Billing Period: Aug 2019</b>						
ELECTRIC	5,700.00 kWh	19,448 KBtu	1.642 KBtu/SqFt	\$954.82	\$0.168 /kWh	\$0.081 /SqFt
NATURALGAS	25.00 CCF	2,575 KBtu	0.217 KBtu/SqFt	\$156.92	\$6.277 /CCF	\$0.013 /SqFt
SEWER	7.00 CCF			\$94.48	\$13.497 /CCF	\$0.008 /SqFt
WATER	29.00 CCF			\$407.93	\$14.067 /CCF	\$0.034 /SqFt
<b>Totals:</b>		<b>22,023 KBtu</b>	<b>1.859 KBtu/SqFt</b>	<b>\$1,614.15</b>		

### Energy

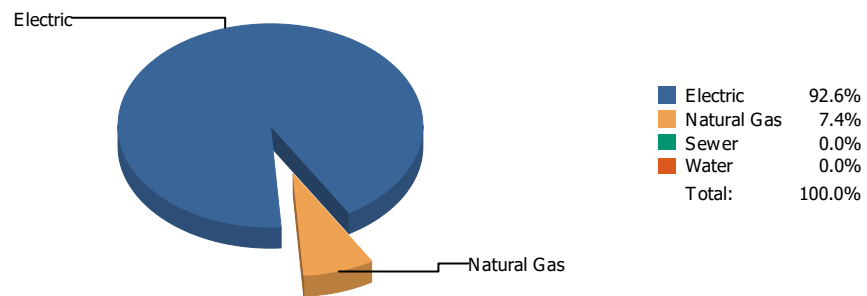


### Cost

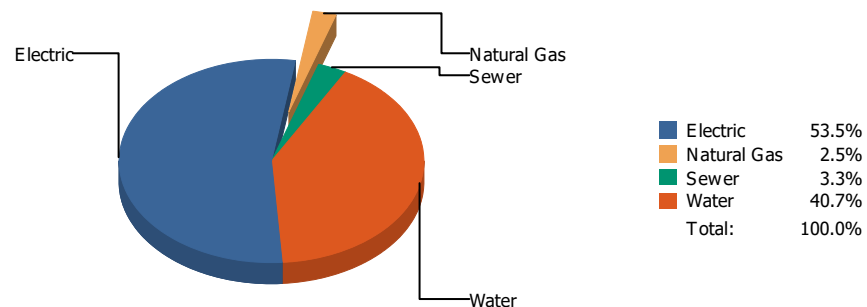


Commodity	Common Use	Energy Use	Energy Use / Area	Total Cost	Cost / Unit	Cost / Area
<b>Place: [PARK] PARK      134 [BUILDING]</b>						
<b>Area: 63,609 SqFt</b>						
<b>Billing Period: Aug 2019</b>						
ELECTRIC	25,057.00 kWh	85,494 KBtu	1.344 KBtu/SqFt	\$3,983.59	\$0.159 /kWh	\$0.062 /SqFt
NATURALGAS	27.00 CCF	2,781 KBtu	0.044 KBtu/SqFt	\$304.75	\$11.287 /CCF	\$0.005 /SqFt
SEWER	104.00 CCF			\$495.76	\$4.767 /CCF	\$0.008 /SqFt
WATER	364.00 CCF			\$1,924.13	\$5.286 /CCF	\$0.030 /SqFt
<b>Totals:</b>		<b>88,275 KBtu</b>	<b>1.388 KBtu/SqFt</b>	<b>\$6,708.23</b>		

### Energy

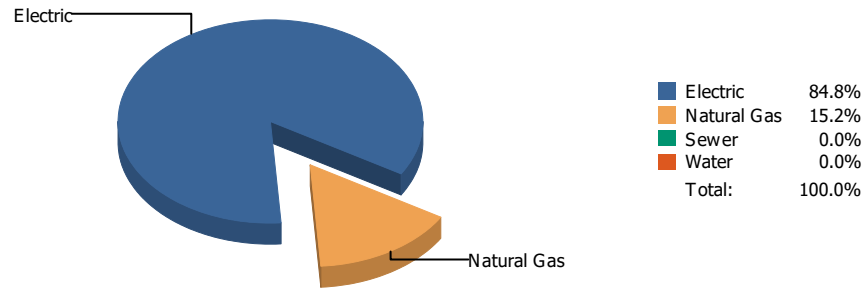


### Cost

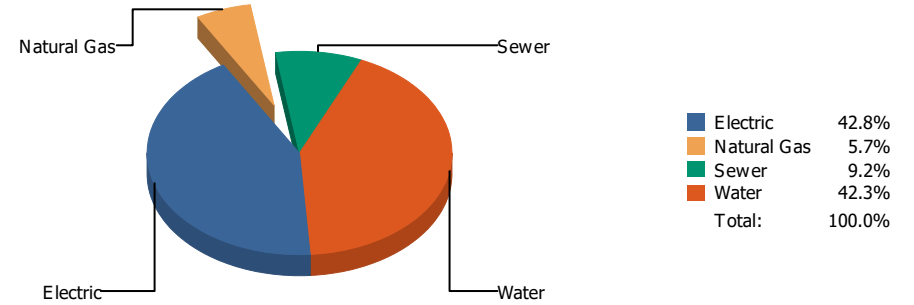


Commodity	Common Use	Energy Use	Energy Use / Area	Total Cost	Cost / Unit	Cost / Area
<b>Place: [PAUL MORENO_1] PAUL MORENO 167 [BUILDING]</b>						
<b>Area: 87,824 SqFt</b>						
<b>Billing Period: Aug 2019</b>						
ELECTRIC	59,000.00 kWh	201,308 KBtu	2.292 KBtu/SqFt	\$7,748.42	\$0.131 /kWh	\$0.088 /SqFt
NATURALGAS	157.00 CCF	16,171 KBtu	0.184 KBtu/SqFt	\$356.41	\$2.270 /CCF	\$0.004 /SqFt
SEWER	82.00 CCF			\$471.65	\$5.752 /CCF	\$0.005 /SqFt
WATER	799.00 CCF			\$5,894.35	\$7.377 /CCF	\$0.067 /SqFt
<b>Totals:</b>		<b>217,479 KBtu</b>	<b>2.476 KBtu/SqFt</b>	<b>\$14,470.83</b>		

**Energy**

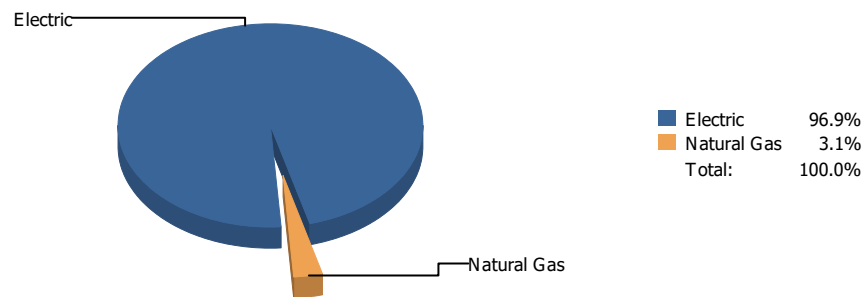


**Cost**

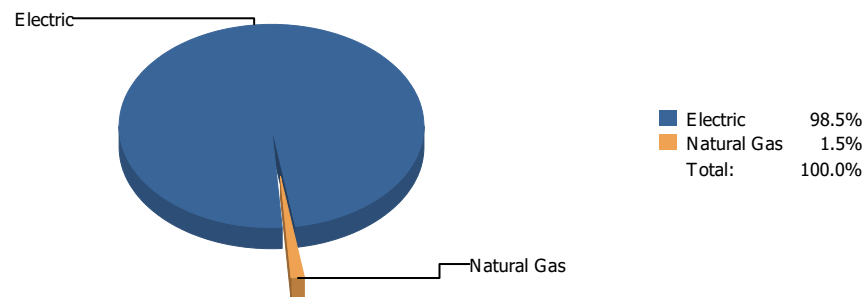


Commodity	Common Use	Energy Use	Energy Use / Area	Total Cost	Cost / Unit	Cost / Area
<b>Place: [POLK] POLK 159 [BUILDING]</b>						
<b>Area: 67,321 SqFt</b>						
<b>Billing Period: Aug 2019</b>						
ELECTRIC	21,980.00 kWh	74,996 KBtu	1.114 KBtu/SqFt	\$2,582.06	\$0.117 /kWh	\$0.038 /SqFt
NATURALGAS	131.00 CCF	13,493 KBtu	0.200 KBtu/SqFt	\$346.07	\$2.642 /CCF	\$0.005 /SqFt
SEWER	160.00 CCF			\$552.27	\$3.452 /CCF	\$0.008 /SqFt
WATER	471.00 CCF			\$2,549.31	\$5.413 /CCF	\$0.038 /SqFt
<b>Totals:</b>		<b>88,489 KBtu</b>	<b>1.314 KBtu/SqFt</b>	<b>\$6,029.71</b>		

### Energy



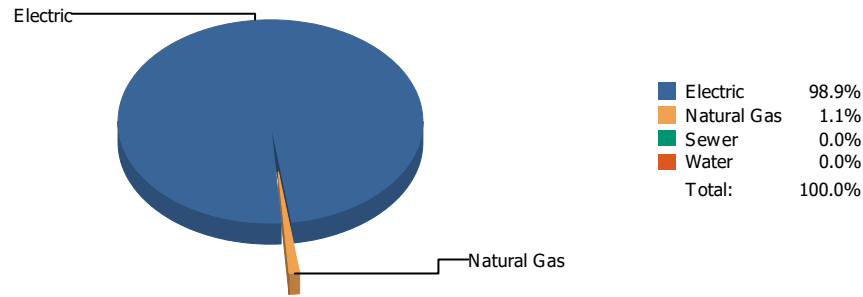
### Cost



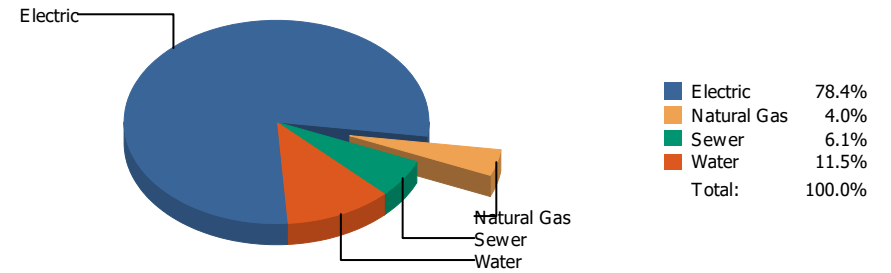
Commodity	Common Use	Energy Use	Energy Use / Area	Total Cost	Cost / Unit	Cost / Area
<b>Place: [POWELL_2] POWELL</b>		<b>175 [BUILDING]</b>				
<b>Area: 79,770 SqFt</b>						
<b>Billing Period: Aug 2019</b>						
ELECTRIC	74,520.00 kWh	254,262 KBtu	3.187 KBtu/SqFt	\$11,513.50	\$0.155 /kWh	\$0.144 /SqFt
NATURALGAS	78.00 CCF	8,034 KBtu	0.101 KBtu/SqFt	\$178.03	\$2.282 /CCF	\$0.002 /SqFt
<b>Totals:</b>		<b>262,296 KBtu</b>	<b>3.288 KBtu/SqFt</b>	<b>\$11,691.53</b>		



**Energy**

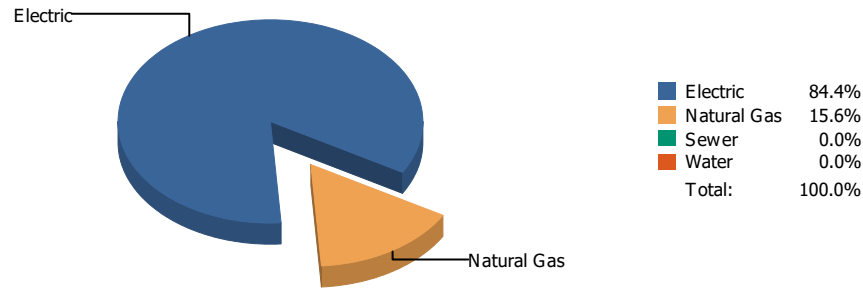


**Cost**

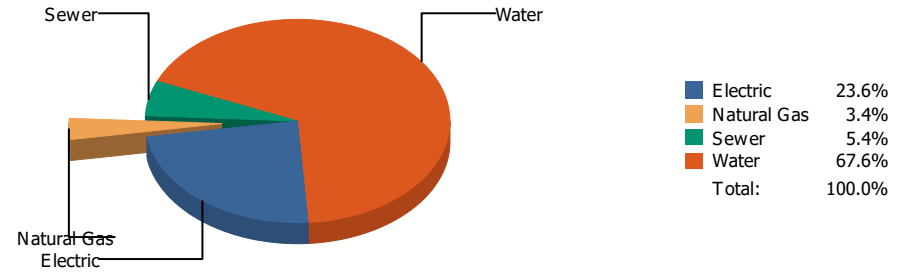


Commodity	Common Use	Energy Use	Energy Use / Area	Total Cost	Cost / Unit	Cost / Area
<b>Place: [PROFESSIONAL DEV] EPISD PROF DEVELOPMENT CENTER931 [BUILDING]</b>						
<b>Area: 18,400 SqFt</b>						
<b>Billing Period: Aug 2019</b>						
ELECTRIC	29,400.00 kWh	100,313 KBtu	5.452 KBtu/SqFt	\$2,951.95	\$0.100 /kWh	\$0.160 /SqFt
NATURALGAS	11.00 CCF	1,133 KBtu	0.062 KBtu/SqFt	\$151.35	\$13.759 /CCF	\$0.008 /SqFt
SEWER	72.00 CCF			\$228.38	\$3.172 /CCF	\$0.012 /SqFt
WATER	21.00 CCF			\$431.64	\$20.554 /CCF	\$0.023 /SqFt
<b>Totals:</b>		<b>101,446 KBtu</b>	<b>5.513 KBtu/SqFt</b>	<b>\$3,763.32</b>		

**Energy**

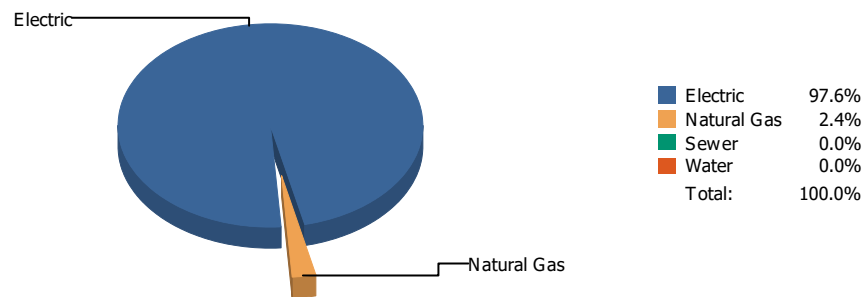


**Cost**

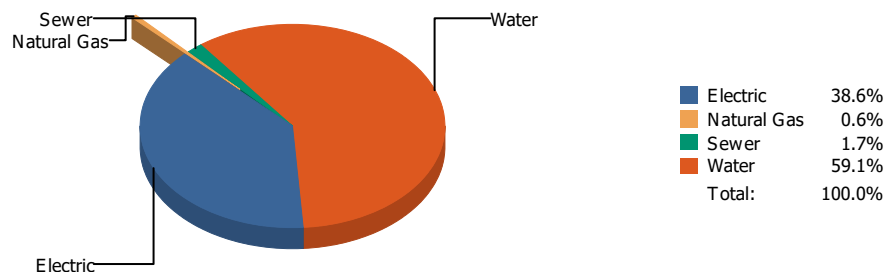


Commodity	Common Use	Energy Use	Energy Use / Area	Total Cost	Cost / Unit	Cost / Area
<b>Place: [PUTNAM] PUTNAM 135 [BUILDING]</b>						
<b>Area: 61,978 SqFt</b>						
<b>Billing Period: Aug 2019</b>						
ELECTRIC	15,542.00 kWh	53,029 KBtu	0.856 KBtu/SqFt	\$2,329.80	\$0.150 /kWh	\$0.038 /SqFt
NATURALGAS	95.00 CCF	9,785 KBtu	0.158 KBtu/SqFt	\$331.77	\$3.492 /CCF	\$0.005 /SqFt
SEWER	152.00 CCF			\$531.53	\$3.497 /CCF	\$0.008 /SqFt
WATER	1,001.00 CCF			\$6,668.49	\$6.662 /CCF	\$0.107 /SqFt
<b>Totals:</b>		<b>62,814 KBtu</b>	<b>1.013 KBtu/SqFt</b>	<b>\$9,861.59</b>		

### Energy

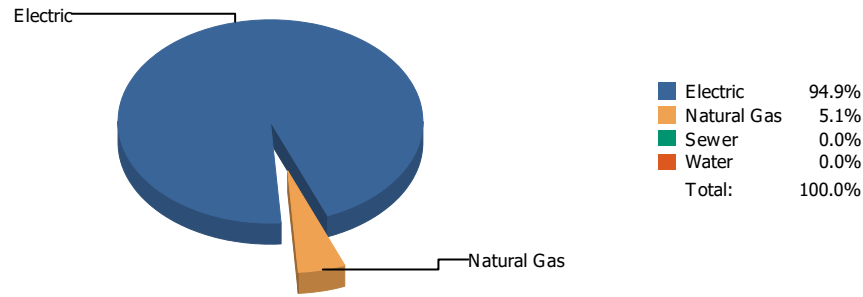


### Cost

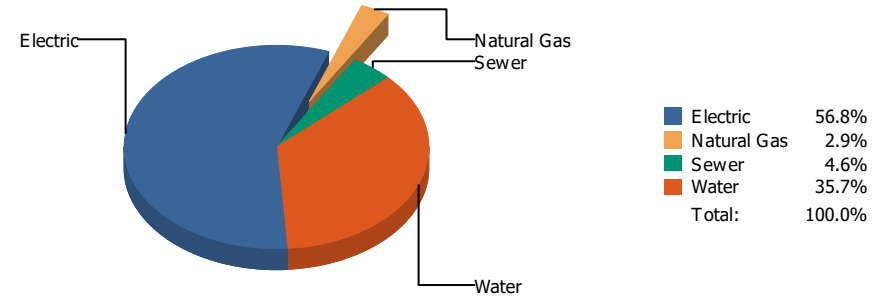


Commodity	Common Use	Energy Use	Energy Use / Area	Total Cost	Cost / Unit	Cost / Area
<b>Place: [RICHARDS] RICHARDSON [BUILDING]</b>						
<b>Area: 115,872 SqFt</b>						
<b>Billing Period: Aug 2019</b>						
ELECTRIC	96,900.00 kWh	330,623 KBtu	2.853 KBtu/SqFt	\$11,747.37	\$0.121 /kWh	\$0.101 /SqFt
NATURALGAS	80.00 CCF	8,240 KBtu	0.071 KBtu/SqFt	\$178.80	\$2.235 /CCF	\$0.002 /SqFt
SEWER	140.00 CCF			\$511.07	\$3.651 /CCF	\$0.004 /SqFt
WATER	2,429.00 CCF			\$17,960.34	\$7.394 /CCF	\$0.155 /SqFt
<b>Totals:</b>		<b>338,863 KBtu</b>	<b>2.924 KBtu/SqFt</b>	<b>\$30,397.58</b>		

**Energy**

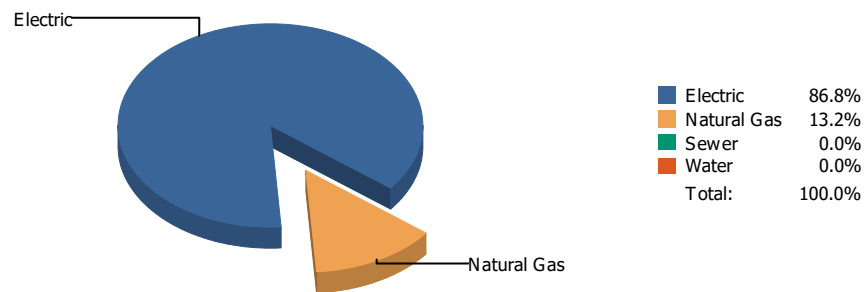


**Cost**

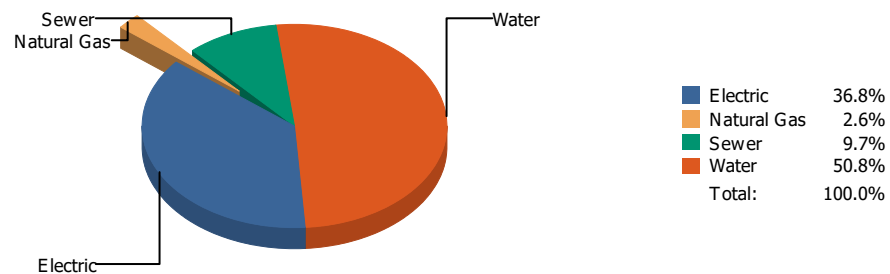


Commodity	Common Use	Energy Use	Energy Use / Area	Total Cost	Cost / Unit	Cost / Area
<b>Place: [RIVERA] RIVERA      156 [BUILDING]</b>						
<b>Area: 77,562 SqFt</b>						
<b>Billing Period: Aug 2019</b>						
ELECTRIC	40,747.00 kWh	139,029 KBtu	1.792 KBtu/SqFt	\$6,256.51	\$0.154 /kWh	\$0.081 /SqFt
NATURALGAS	72.00 CCF	7,416 KBtu	0.096 KBtu/SqFt	\$322.61	\$4.481 /CCF	\$0.004 /SqFt
SEWER	87.00 CCF			\$502.62	\$5.777 /CCF	\$0.006 /SqFt
WATER	634.00 CCF			\$3,938.10	\$6.212 /CCF	\$0.051 /SqFt
<b>Totals:</b>		<b>146,445 KBtu</b>	<b>1.888 KBtu/SqFt</b>	<b>\$11,019.84</b>		

### Energy

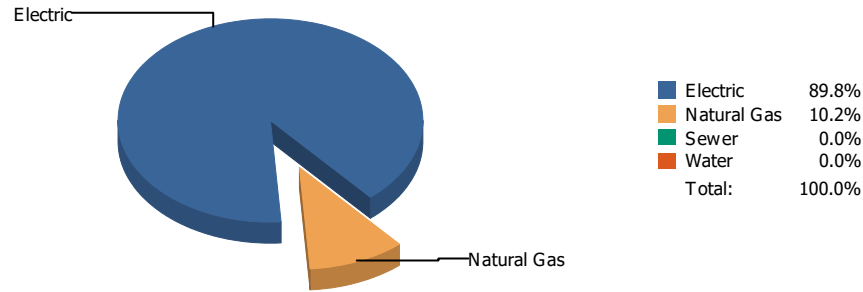


### Cost

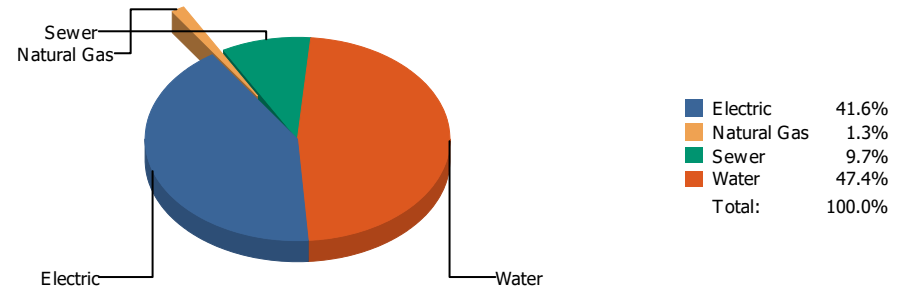


Commodity	Common Use	Energy Use	Energy Use / Area	Total Cost	Cost / Unit	Cost / Area
<b>Place: [ROBERTS] ROBERTS      136 [BUILDING]</b>						
<b>Area: 81,457 SqFt</b>						
<b>Billing Period: Aug 2019</b>						
ELECTRIC	21,240.00 kWh	72,471 KBtu	0.890 KBtu/SqFt	\$2,679.82	\$0.126 /kWh	\$0.033 /SqFt
NATURALGAS	107.00 CCF	11,021 KBtu	0.135 KBtu/SqFt	\$189.53	\$1.771 /CCF	\$0.002 /SqFt
SEWER	236.00 CCF			\$708.83	\$3.004 /CCF	\$0.009 /SqFt
WATER	716.00 CCF			\$3,694.19	\$5.159 /CCF	\$0.045 /SqFt
<b>Totals:</b>		<b>83,492 KBtu</b>	<b>1.025 KBtu/SqFt</b>	<b>\$7,272.37</b>		

**Energy**

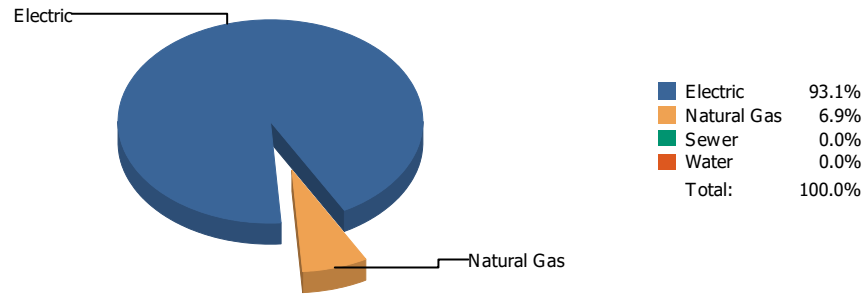


**Cost**

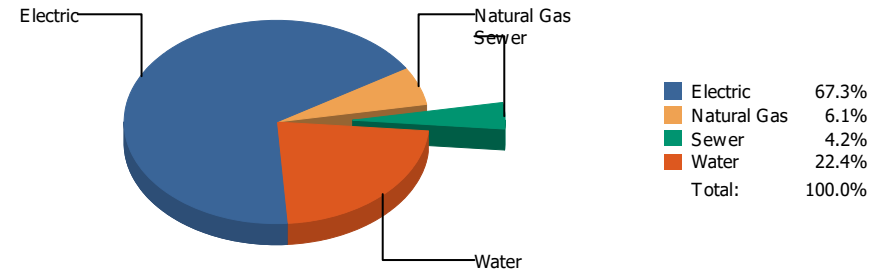


Commodity	Common Use	Energy Use	Energy Use / Area	Total Cost	Cost / Unit	Cost / Area
<b>Place: [ROSS] ROSS      042 [BUILDING]</b>						
<b>Area: 131,497 SqFt</b>						
<b>Billing Period: Aug 2019</b>						
ELECTRIC	50,435.00 kWh	172,084 KBtu	1.309 KBtu/SqFt	\$6,984.60	\$0.138 /kWh	\$0.053 /SqFt
NATURALGAS	190.00 CCF	19,570 KBtu	0.149 KBtu/SqFt	\$222.58	\$1.171 /CCF	\$0.002 /SqFt
SEWER	679.00 CCF			\$1,621.41	\$2.388 /CCF	\$0.012 /SqFt
WATER	1,797.00 CCF			\$7,947.75	\$4.423 /CCF	\$0.060 /SqFt
<b>Totals:</b>		<b>191,654 KBtu</b>	<b>1.457 KBtu/SqFt</b>	<b>\$16,776.34</b>		

**Energy**

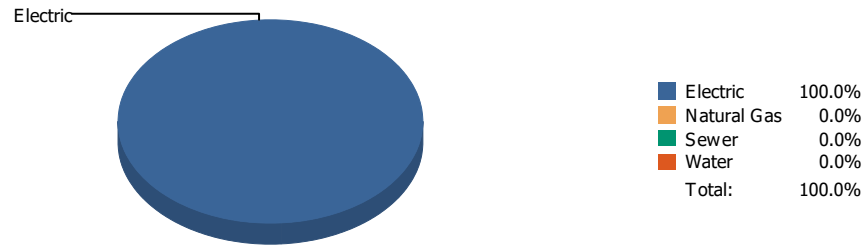


**Cost**

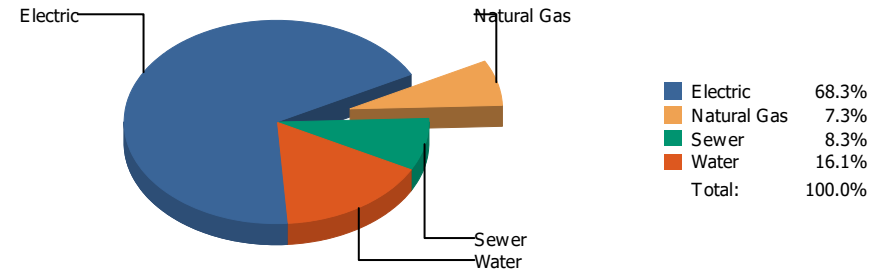


Commodity	Common Use	Energy Use	Energy Use / Area	Total Cost	Cost / Unit	Cost / Area
<b>Place: [RUSK] RUSK      138 [BUILDING]</b>						
<b>Area: 67,240 SqFt</b>						
<b>Billing Period: Aug 2019</b>						
ELECTRIC	26,881.00 kWh	91,718 KBtu	1.364 KBtu/SqFt	\$3,520.82	\$0.131 /kWh	\$0.052 /SqFt
NATURALGAS	66.00 CCF	6,798 KBtu	0.101 KBtu/SqFt	\$320.24	\$4.852 /CCF	\$0.005 /SqFt
SEWER	9.00 CCF			\$220.00	\$24.444 /CCF	\$0.003 /SqFt
WATER	176.00 CCF			\$1,170.65	\$6.651 /CCF	\$0.017 /SqFt
<b>Totals:</b>		<b>98,516 KBtu</b>	<b>1.465 KBtu/SqFt</b>	<b>\$5,231.71</b>		

**Energy**



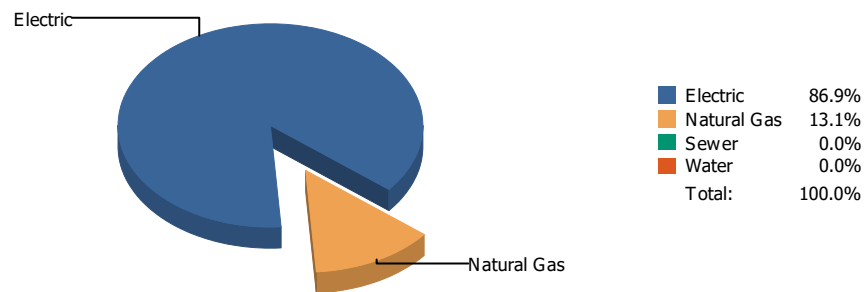
**Cost**



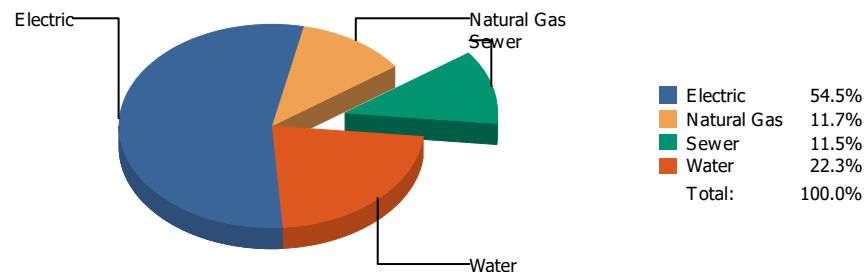
Commodity	Common Use	Energy Use	Energy Use / Area	Total Cost	Cost / Unit	Cost / Area
<b>Place: [SAN JAC] SAN JACINTO 139 [BUILDING]</b>						
<b>Area: 29,589 SqFt</b>						
<b>Billing Period: Aug 2019</b>						
ELECTRIC	15,600.00 kWh	53,227 KBtu	1.799 KBtu/SqFt	\$1,380.25	\$0.088 /kWh	\$0.047 /SqFt
NATURALGAS	0.00 CCF	0 KBtu	0.000 KBtu/SqFt	\$146.99	\$0.000 /CCF	\$0.005 /SqFt
SEWER	33.00 CCF			\$168.71	\$5.112 /CCF	\$0.006 /SqFt
WATER	9.00 CCF			\$325.18	\$36.131 /CCF	\$0.011 /SqFt
<b>Totals:</b>		<b>53,227 KBtu</b>	<b>1.799 KBtu/SqFt</b>	<b>\$2,021.13</b>		



### Energy

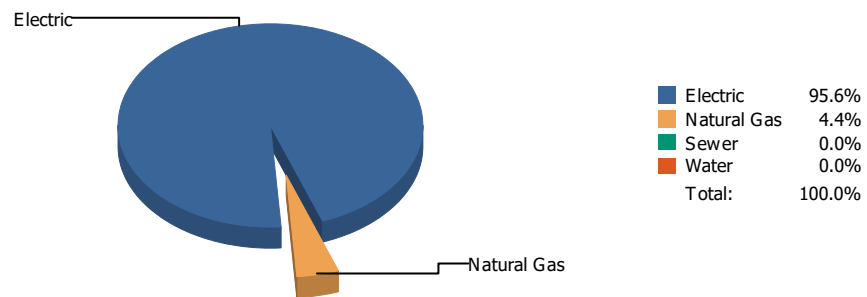


### Cost

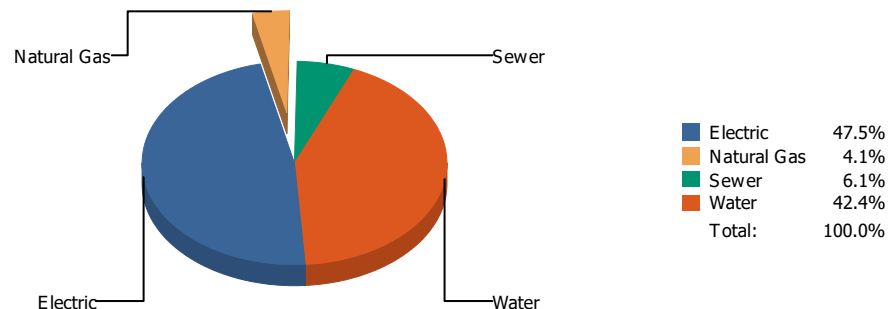


Commodity	Common Use	Energy Use	Energy Use / Area	Total Cost	Cost / Unit	Cost / Area
<b>Place: [SCHUSTER] SCHUSTER 140 [BUILDING]</b>						
<b>Area: 34,371 SqFt</b>						
<b>Billing Period: Aug 2019</b>						
ELECTRIC	7,011.00 kWh	23,922 KBtu	0.696 KBtu/SqFt	\$752.48	\$0.107 /kWh	\$0.022 /SqFt
NATURALGAS	35.00 CCF	3,605 KBtu	0.105 KBtu/SqFt	\$160.90	\$4.597 /CCF	\$0.005 /SqFt
SEWER	28.00 CCF			\$158.41	\$5.658 /CCF	\$0.005 /SqFt
WATER	6.00 CCF			\$308.16	\$51.360 /CCF	\$0.009 /SqFt
<b>Totals:</b>		<b>27,527 KBtu</b>	<b>0.801 KBtu/SqFt</b>	<b>\$1,379.95</b>		

### Energy

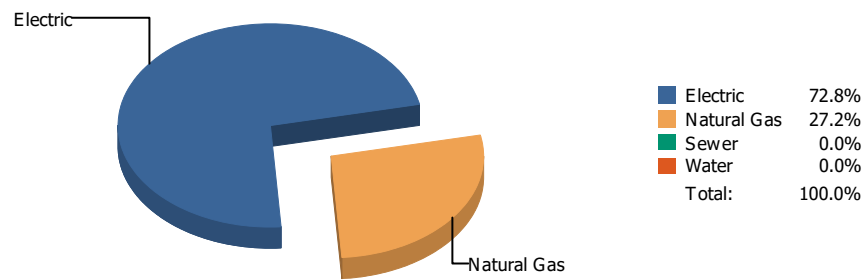


### Cost

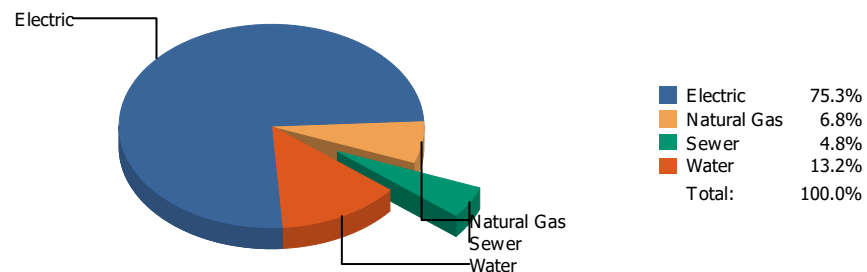


Commodity	Common Use	Energy Use	Energy Use / Area	Total Cost	Cost / Unit	Cost / Area
<b>Place: [STANTON] STANTON 141 [BUILDING]</b>						
<b>Area: 75,957 SqFt</b>						
<b>Billing Period: Aug 2019</b>						
ELECTRIC	24,134.00 kWh	82,345 KBtu	1.084 KBtu/SqFt	\$3,609.59	\$0.150 /kWh	\$0.047 /SqFt
NATURALGAS	37.00 CCF	3,811 KBtu	0.050 KBtu/SqFt	\$308.61	\$8.341 /CCF	\$0.004 /SqFt
SEWER	136.00 CCF			\$460.95	\$3.389 /CCF	\$0.006 /SqFt
WATER	559.00 CCF			\$3,227.03	\$5.773 /CCF	\$0.042 /SqFt
<b>Totals:</b>		<b>86,156 KBtu</b>	<b>1.134 KBtu/SqFt</b>	<b>\$7,606.18</b>		

### Energy

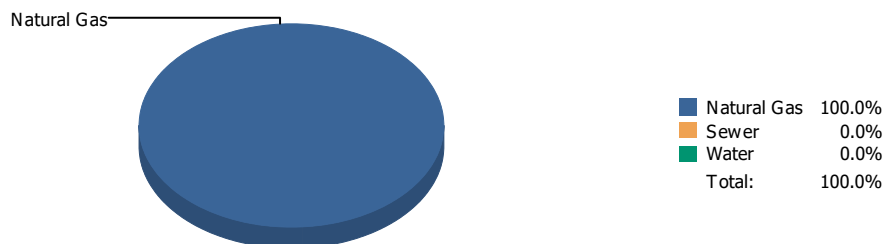


### Cost

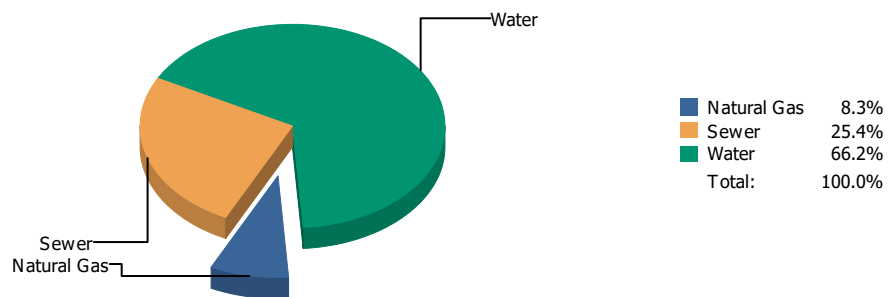


Commodity	Common Use	Energy Use	Energy Use / Area	Total Cost	Cost / Unit	Cost / Area
<b>Place: [SUNSET HIGH_1] SUNSET HIGH SCHOOL [BUILDING]</b>						
<b>Area: 33,263 SqFt</b>						
<b>Billing Period: Aug 2019</b>						
ELECTRIC	34,000.00 kWh	116,008 KBtu	3.488 KBtu/SqFt	\$3,491.00	\$0.103 /kWh	\$0.105 /SqFt
NATURALGAS	420.00 CCF	43,260 KBtu	1.301 KBtu/SqFt	\$314.07	\$0.748 /CCF	\$0.009 /SqFt
SEWER	59.00 CCF			\$222.27	\$3.767 /CCF	\$0.007 /SqFt
WATER	104.00 CCF			\$609.96	\$5.865 /CCF	\$0.018 /SqFt
<b>Totals:</b>		<b>159,268 KBtu</b>	<b>4.788 KBtu/SqFt</b>	<b>\$4,637.30</b>		

**Energy**

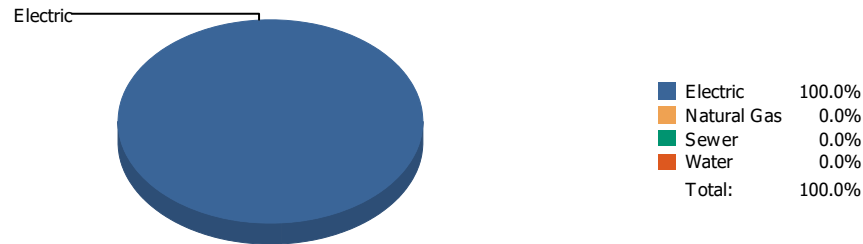


**Cost**

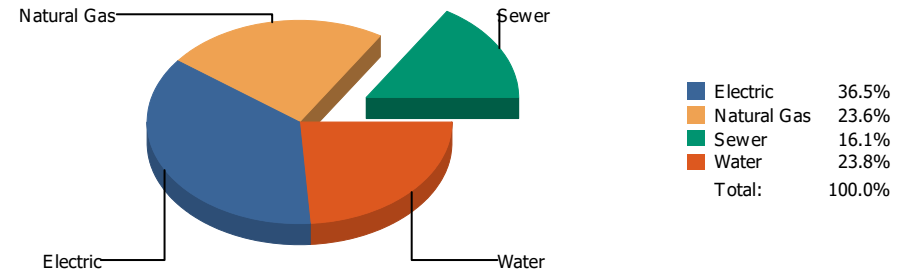


Commodity	Common Use	Energy Use	Energy Use / Area	Total Cost	Cost / Unit	Cost / Area
<b>Place: [TELLES] R. TELLES ACADEMY 027 [BUILDING]</b>						
<b>Area: 38,000 SqFt</b>						
<b>Billing Period: Aug 2019</b>						
NATURALGAS	16.00 CCF	1,648 KBtu	0.043 KBtu/SqFt	\$153.33	\$9.583 /CCF	\$0.004 /SqFt
SEWER	119.00 CCF			\$467.81	\$3.931 /CCF	\$0.012 /SqFt
WATER	193.00 CCF			\$1,218.00	\$6.311 /CCF	\$0.032 /SqFt
<b>Totals:</b>		<b>1,648 KBtu</b>	<b>0.043 KBtu/SqFt</b>	<b>\$1,839.14</b>		

**Energy**

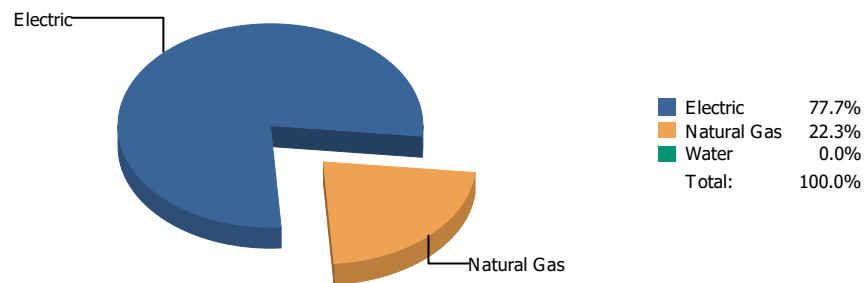


**Cost**

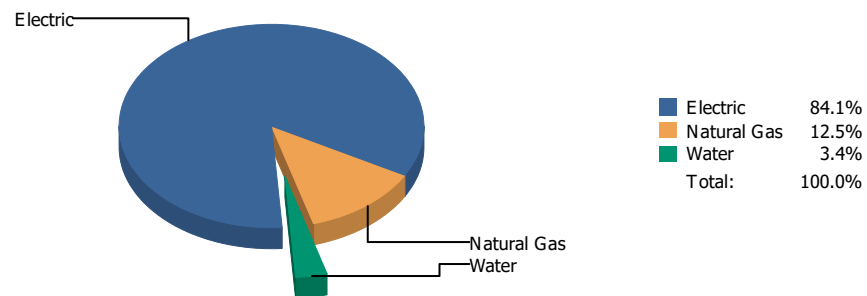


Commodity	Common Use	Energy Use	Energy Use / Area	Total Cost	Cost / Unit	Cost / Area
<b>Place: [TENNISCENTER_2] TENNIS CENTER 000 [BUILDING]</b>						
<b>Area: 3,867 SqFt</b>						
<b>Billing Period: Aug 2019</b>						
ELECTRIC	438.00 kWh	1,494 KBtu	0.386 KBtu/SqFt	\$227.39	\$0.519 /kWh	\$0.059 /SqFt
NATURALGAS	0.00 CCF	0 KBtu	0.000 KBtu/SqFt	\$146.99	\$0.000 /CCF	\$0.038 /SqFt
SEWER	0.00 CCF			\$100.73	\$0.000 /CCF	\$0.026 /SqFt
WATER	0.00 CCF			\$148.68	\$0.000 /CCF	\$0.038 /SqFt
<b>Totals:</b>		<b>1,494 KBtu</b>	<b>0.386 KBtu/SqFt</b>	<b>\$623.79</b>		

**Energy**

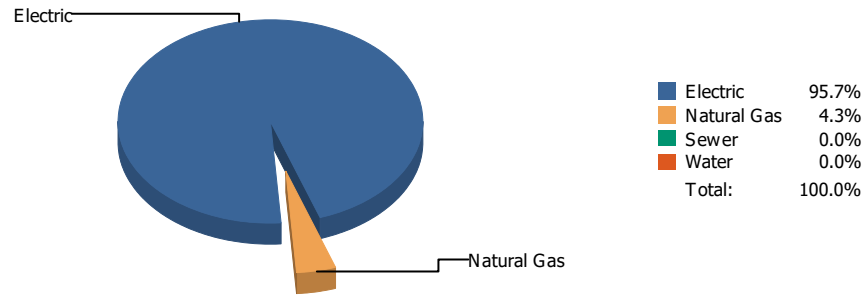


**Cost**

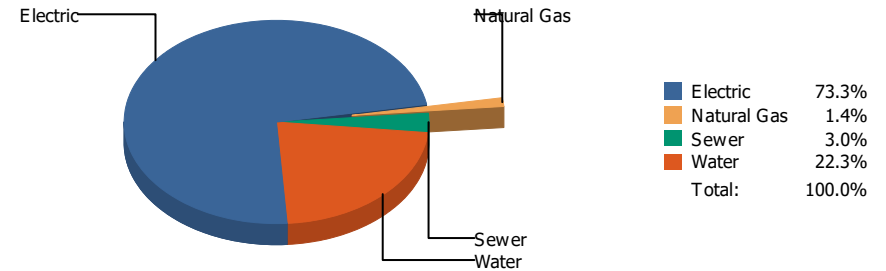


Commodity	Common Use	Energy Use	Energy Use / Area	Total Cost	Cost / Unit	Cost / Area
<b>Place: [TERRACE] TERRACE HILLS 048 [BUILDING]</b>						
<b>Area: 138,021 SqFt</b>						
<b>Billing Period: Aug 2019</b>						
ELECTRIC	17,700.00 kWh	60,392 KBtu	0.438 KBtu/SqFt	\$2,436.00	\$0.138 /kWh	\$0.018 /SqFt
NATURALGAS	168.00 CCF	17,304 KBtu	0.125 KBtu/SqFt	\$360.92	\$2.148 /CCF	\$0.003 /SqFt
WATER	0.00 CCF			\$99.36	\$0.000 /CCF	\$0.001 /SqFt
<b>Totals:</b>		<b>77,696 KBtu</b>	<b>0.563 KBtu/SqFt</b>	<b>\$2,896.28</b>		

### Energy

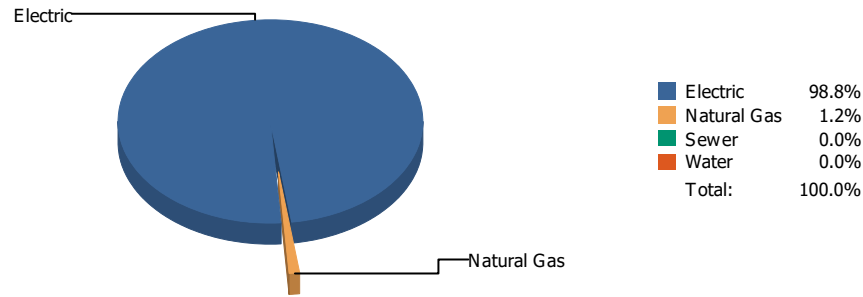


### Cost

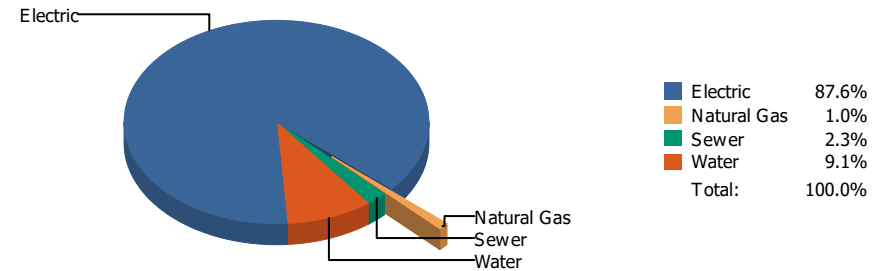


Commodity	Common Use	Energy Use	Energy Use / Area	Total Cost	Cost / Unit	Cost / Area
<b>Place: [TIPPENELEMENTARY] TIPPIN ELEMENTARY 168 [BUILDING]</b>						
<b>Area: 88,360 SqFt</b>						
<b>Billing Period: Aug 2019</b>						
ELECTRIC	87,840.00 kWh	299,710 KBtu	3.392 KBtu/SqFt	\$10,255.83	\$0.117 /kWh	\$0.116 /SqFt
NATURALGAS	130.00 CCF	13,390 KBtu	0.152 KBtu/SqFt	\$198.53	\$1.527 /CCF	\$0.002 /SqFt
SEWER	96.00 CCF			\$420.43	\$4.379 /CCF	\$0.005 /SqFt
WATER	456.00 CCF			\$3,118.45	\$6.839 /CCF	\$0.035 /SqFt
<b>Totals:</b>		<b>313,100 KBtu</b>	<b>3.543 KBtu/SqFt</b>	<b>\$13,993.24</b>		

### Energy



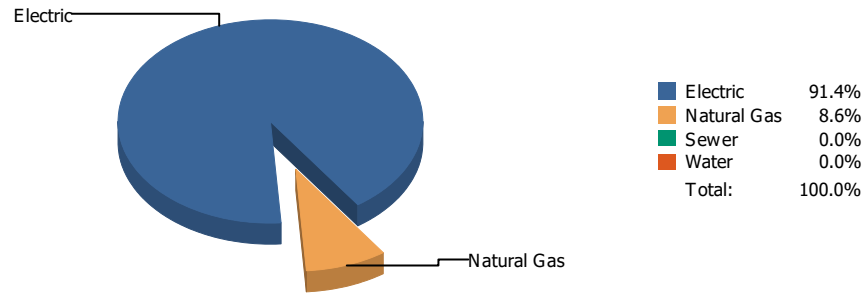
### Cost



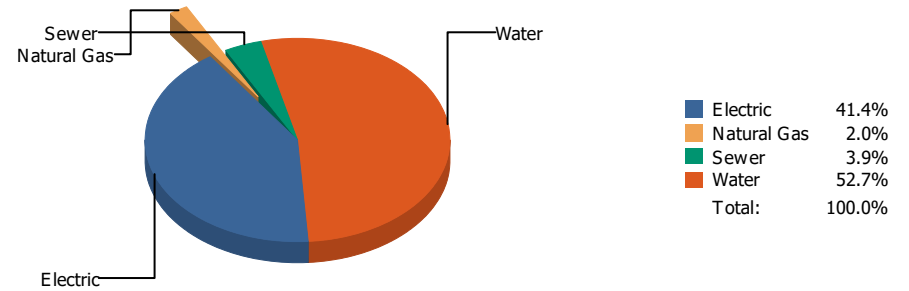
Commodity	Common Use	Energy Use	Energy Use / Area	Total Cost	Cost / Unit	Cost / Area
<b>Place: [TOMLEA_2] TOM LEA 178 [BUILDING]</b>						
<b>Area: 88,828 SqFt</b>						
<b>Billing Period: Aug 2019</b>						
ELECTRIC	116,480.00 kWh	397,430 KBtu	4.474 KBtu/SqFt	\$14,695.85	\$0.126 /kWh	\$0.165 /SqFt
NATURALGAS	45.00 CCF	4,635 KBtu	0.052 KBtu/SqFt	\$164.88	\$3.664 /CCF	\$0.002 /SqFt
SEWER	81.00 CCF			\$389.53	\$4.809 /CCF	\$0.004 /SqFt
WATER	243.00 CCF			\$1,520.39	\$6.257 /CCF	\$0.017 /SqFt
<b>Totals:</b>		<b>402,065 KBtu</b>	<b>4.526 KBtu/SqFt</b>	<b>\$16,770.65</b>		



**Energy**

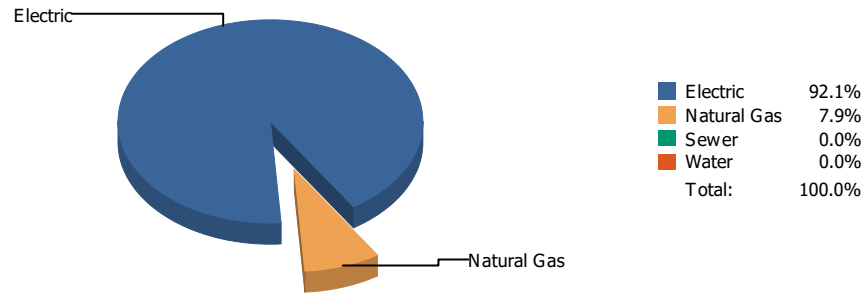


**Cost**

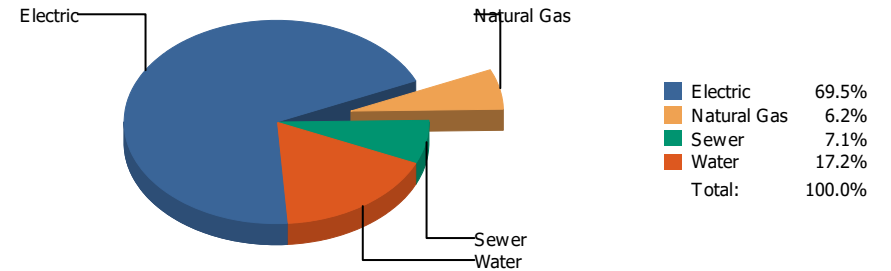


Commodity	Common Use	Energy Use	Energy Use / Area	Total Cost	Cost / Unit	Cost / Area
<b>Place: [TRAVIS] TRAVIS      143 [BUILDING]</b>						
<b>Area: 78,925 SqFt</b>						
<b>Billing Period: Aug 2019</b>						
ELECTRIC	27,360.00 kWh	93,352 KBtu	1.183 KBtu/SqFt	\$3,792.96	\$0.139 /kWh	\$0.048 /SqFt
NATURALGAS	85.00 CCF	8,755 KBtu	0.111 KBtu/SqFt	\$180.80	\$2.127 /CCF	\$0.002 /SqFt
SEWER	84.00 CCF			\$353.83	\$4.212 /CCF	\$0.004 /SqFt
WATER	730.00 CCF			\$4,824.47	\$6.609 /CCF	\$0.061 /SqFt
<b>Totals:</b>		<b>102,107 KBtu</b>	<b>1.294 KBtu/SqFt</b>	<b>\$9,152.06</b>		

**Energy**

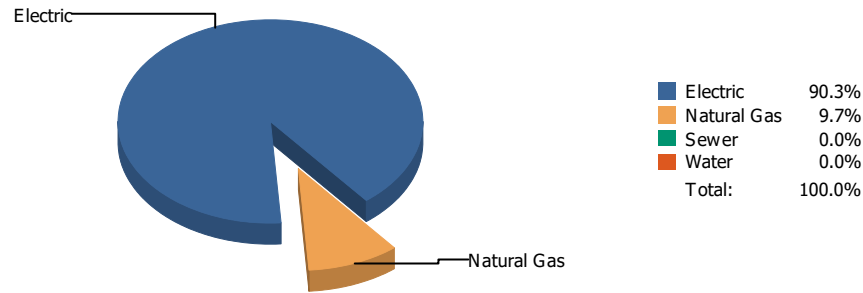


**Cost**

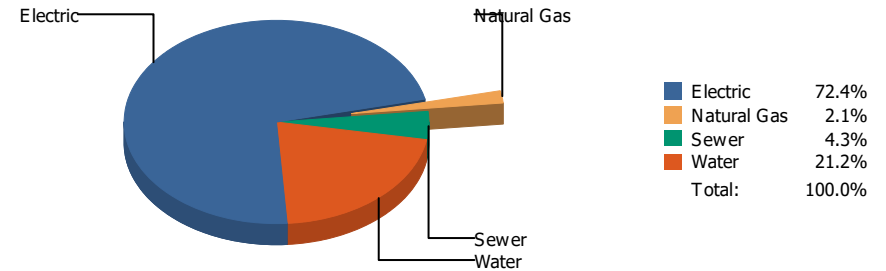


Commodity	Common Use	Energy Use	Energy Use / Area	Total Cost	Cost / Unit	Cost / Area
<b>Place: [VILAS] VILAS      144 [BUILDING]</b>						
<b>Area: 66,992 SqFt</b>						
<b>Billing Period: Aug 2019</b>						
ELECTRIC	40,986.00 kWh	139,844 KBtu	2.087 KBtu/SqFt	\$5,471.93	\$0.134 /kWh	\$0.082 /SqFt
NATURALGAS	117.00 CCF	12,051 KBtu	0.180 KBtu/SqFt	\$487.60	\$4.168 /CCF	\$0.007 /SqFt
SEWER	75.00 CCF			\$557.42	\$7.432 /CCF	\$0.008 /SqFt
WATER	110.00 CCF			\$1,352.13	\$12.292 /CCF	\$0.020 /SqFt
<b>Totals:</b>		<b>151,895 KBtu</b>	<b>2.267 KBtu/SqFt</b>	<b>\$7,869.08</b>		

**Energy**

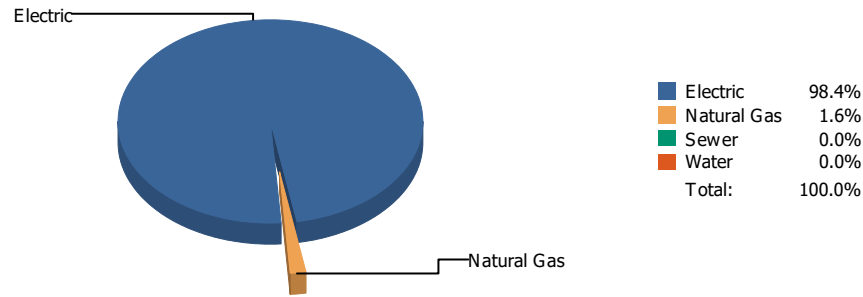


**Cost**

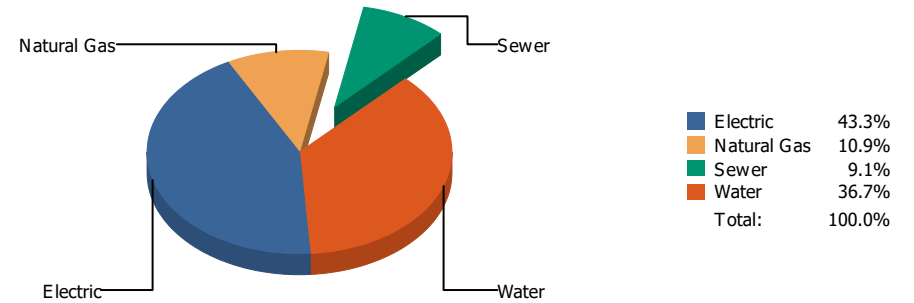


Commodity	Common Use	Energy Use	Energy Use / Area	Total Cost	Cost / Unit	Cost / Area
<b>Place: [W HILLS] WESTERN HILLS 146 [BUILDING]</b>						
<b>Area: 77,753 SqFt</b>						
<b>Billing Period: Aug 2019</b>						
ELECTRIC	50,400.00 kWh	171,965 KBtu	2.212 KBtu/SqFt	\$7,580.73	\$0.150 /kWh	\$0.097 /SqFt
NATURALGAS	180.00 CCF	18,540 KBtu	0.238 KBtu/SqFt	\$218.59	\$1.214 /CCF	\$0.003 /SqFt
SEWER	54.00 CCF			\$454.20	\$8.411 /CCF	\$0.006 /SqFt
WATER	656.00 CCF			\$2,215.88	\$3.378 /CCF	\$0.028 /SqFt
<b>Totals:</b>		<b>190,505 KBtu</b>	<b>2.450 KBtu/SqFt</b>	<b>\$10,469.40</b>		

**Energy**



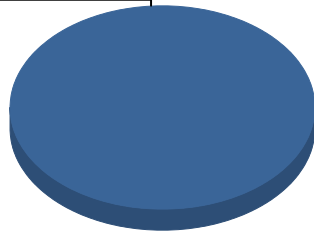
**Cost**



Commodity	Common Use	Energy Use	Energy Use / Area	Total Cost	Cost / Unit	Cost / Area
<b>Place: [WAINWRIG] WAINWRIGHT 145 [BUILDING]</b>						
<b>Area: 38,227 SqFt</b>						
<b>Billing Period: Aug 2019</b>						
ELECTRIC	12,919.00 kWh	44,080 KBtu	1.153 KBtu/SqFt	\$1,177.20	\$0.091 /kWh	\$0.031 /SqFt
NATURALGAS	7.00 CCF	721 KBtu	0.019 KBtu/SqFt	\$296.75	\$42.393 /CCF	\$0.008 /SqFt
SEWER	22.00 CCF			\$246.78	\$11.217 /CCF	\$0.006 /SqFt
WATER	174.00 CCF			\$998.19	\$5.737 /CCF	\$0.026 /SqFt
<b>Totals:</b>		<b>44,801 KBtu</b>	<b>1.172 KBtu/SqFt</b>	<b>\$2,718.92</b>		

**Energy**

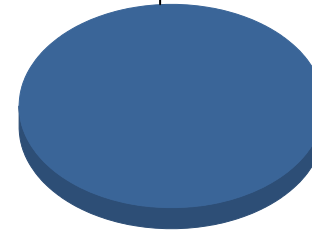
Electric



■ Electric 100.0%  
Total: 100.0%

**Cost**

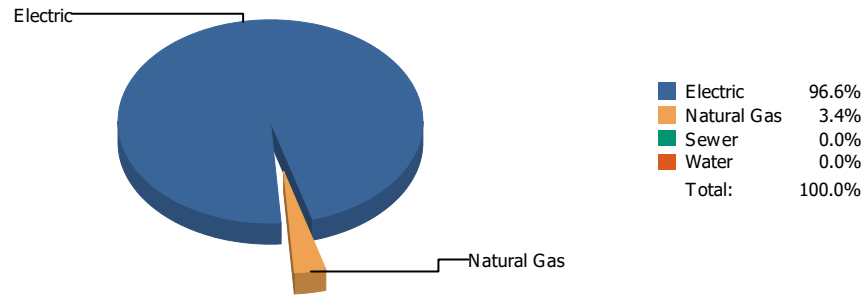
Electric



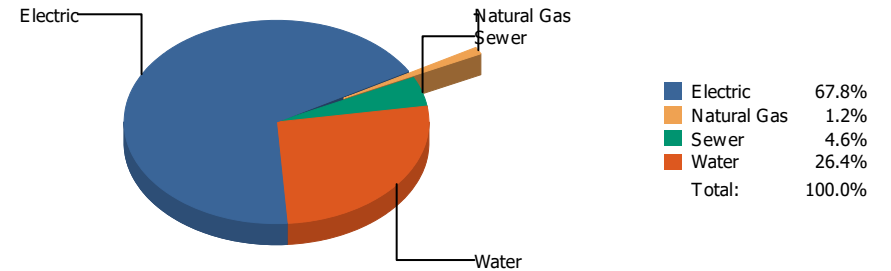
■ Electric 100.0%  
Total: 100.0%

Commodity	Common Use	Energy Use	Energy Use / Area	Total Cost	Cost / Unit	Cost / Area
<b>Place: [WESTSIDE] WESTSIDE TRANSPORTATION 951 [BUILDING]</b>						
<b>Area: 4,040 SqFt</b>						
<b>Billing Period: Aug 2019</b>						
ELECTRIC	2,568.00 kWh	8,762 KBtu	2.169 KBtu/SqFt	\$308.11	\$0.120 /kWh	\$0.076 /SqFt
<b>Totals:</b>		<b>8,762 KBtu</b>	<b>2.169 KBtu/SqFt</b>	<b>\$308.11</b>		

**Energy**

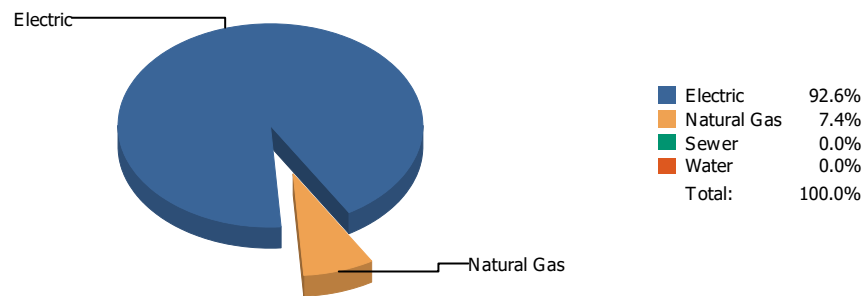


**Cost**

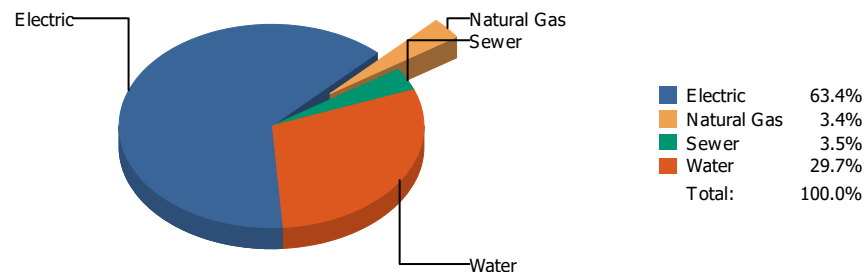


Commodity	Common Use	Energy Use	Energy Use / Area	Total Cost	Cost / Unit	Cost / Area
<b>Place: [WHITAKER] WHITAKER 153 [BUILDING]</b>						
<b>Area: 89,458 SqFt</b>						
<b>Billing Period: Aug 2019</b>						
ELECTRIC	113,160.00 kWh	386,102 KBtu	4.316 KBtu/SqFt	\$11,196.37	\$0.099 /kWh	\$0.125 /SqFt
NATURALGAS	131.00 CCF	13,493 KBtu	0.151 KBtu/SqFt	\$199.08	\$1.520 /CCF	\$0.002 /SqFt
SEWER	211.00 CCF			\$758.06	\$3.593 /CCF	\$0.008 /SqFt
WATER	1,042.00 CCF			\$4,369.43	\$4.193 /CCF	\$0.049 /SqFt
<b>Totals:</b>		<b>399,595 KBtu</b>	<b>4.467 KBtu/SqFt</b>	<b>\$16,522.94</b>		

### Energy

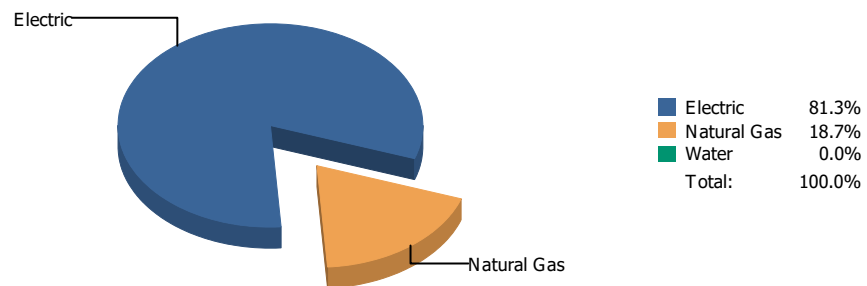


### Cost

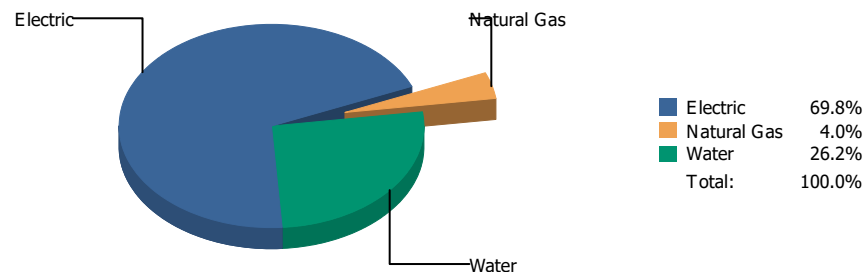


Commodity	Common Use	Energy Use	Energy Use / Area	Total Cost	Cost / Unit	Cost / Area
<b>Place: [WHITE] ZACH WHITE ELEMENTARY NEW-1997 [BUILDING]</b>						
<b>Area: 92,458 SqFt</b>						
<b>Billing Period: Aug 2019</b>						
ELECTRIC	59,400.00 kWh	202,673 KBtu	2.192 KBtu/SqFt	\$6,706.70	\$0.113 /kWh	\$0.073 /SqFt
NATURALGAS	158.00 CCF	16,274 KBtu	0.176 KBtu/SqFt	\$356.90	\$2.259 /CCF	\$0.004 /SqFt
SEWER	82.00 CCF			\$370.38	\$4.517 /CCF	\$0.004 /SqFt
WATER	608.00 CCF			\$3,143.44	\$5.170 /CCF	\$0.034 /SqFt
<b>Totals:</b>		<b>218,947 KBtu</b>	<b>2.368 KBtu/SqFt</b>	<b>\$10,577.42</b>		

### Energy



### Cost

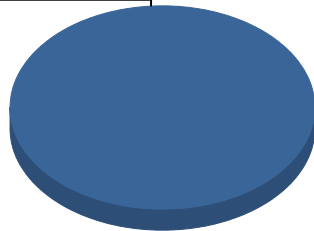


Commodity	Common Use	Energy Use	Energy Use / Area	Total Cost	Cost / Unit	Cost / Area
<b>Place: [WIGGS] WIGGS      052 [BUILDING]</b>						
<b>Area: 110,689 SqFt</b>						
<b>Billing Period: Aug 2019</b>						
ELECTRIC	26,120.00 kWh	89,121 KBtu	0.805 KBtu/SqFt	\$3,952.37	\$0.151 /kWh	\$0.036 /SqFt
NATURALGAS	199.00 CCF	20,497 KBtu	0.185 KBtu/SqFt	\$226.15	\$1.136 /CCF	\$0.002 /SqFt
WATER	395.00 CCF			\$1,482.05	\$3.752 /CCF	\$0.013 /SqFt
<b>Totals:</b>		<b>109,618 KBtu</b>	<b>0.990 KBtu/SqFt</b>	<b>\$5,660.57</b>		



**Energy**

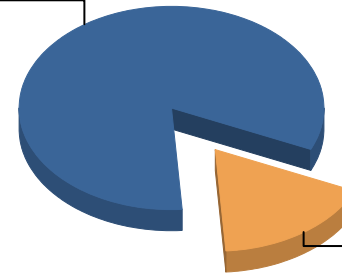
Electric



■ Electric 100.0%  
 ■ Natural Gas 0.0%  
 Total: 100.0%

**Cost**

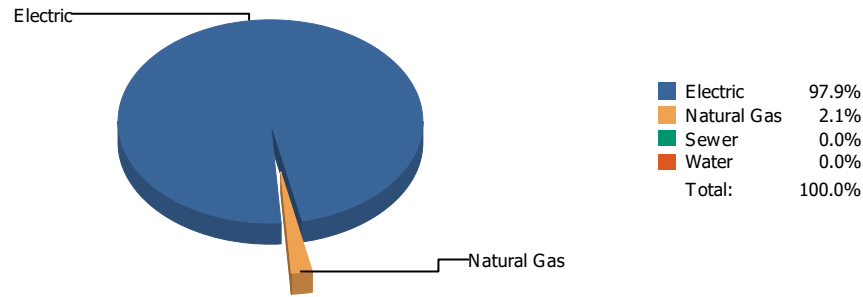
Electric



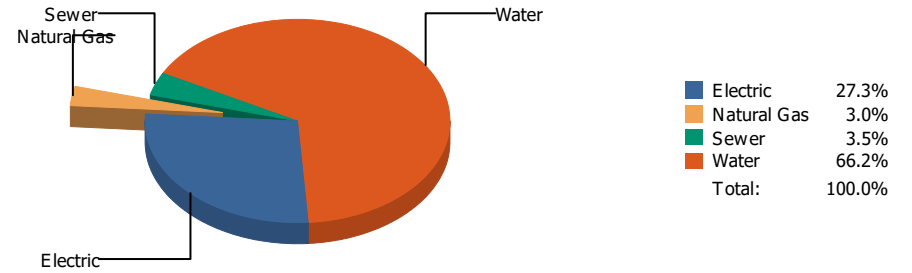
■ Electric 82.7%  
 ■ Natural Gas 17.3%  
 Total: 100.0%

Commodity	Common Use	Energy Use	Energy Use / Area	Total Cost	Cost / Unit	Cost / Area
<b>Place: [ZANEGREYWAREHOUSE] ZANE GREY WAREHOUSE [BUILDING]</b>						
<b>Area: 0 SqFt</b>						
<b>Billing Period: Aug 2019</b>						
ELECTRIC	722.00 kWh	2,463 KBtu		\$270.26	\$0.374 /kWh	
NATURALGAS	0.00 CCF	0 KBtu		\$56.36	\$0.000 /CCF	
<b>Totals:</b>		<b>2,463 KBtu</b>		<b>\$326.62</b>		

**Energy**



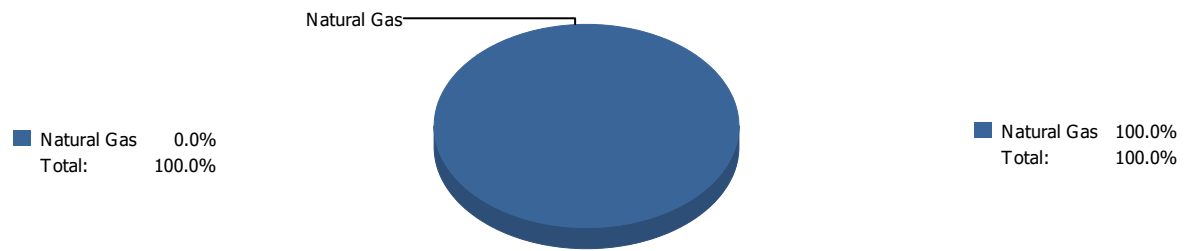
**Cost**



Commodity	Common Use	Energy Use	Energy Use / Area	Total Cost	Cost / Unit	Cost / Area
<b>Place: [ZAVALA] ZAVALA 148 [BUILDING]</b>						
<b>Area: 53,356 SqFt</b>						
<b>Billing Period: Aug 2019</b>						
ELECTRIC	16,976.00 kWh	57,922 KBtu	1.086 KBtu/SqFt	\$1,378.12	\$0.081 /kWh	\$0.026 /SqFt
NATURALGAS	12.00 CCF	1,236 KBtu	0.023 KBtu/SqFt	\$151.75	\$12.646 /CCF	\$0.003 /SqFt
SEWER	37.00 CCF			\$176.95	\$4.782 /CCF	\$0.003 /SqFt
WATER	451.00 CCF			\$3,349.64	\$7.427 /CCF	\$0.063 /SqFt
<b>Totals:</b>		<b>59,158 KBtu</b>	<b>1.109 KBtu/SqFt</b>	<b>\$5,056.46</b>		

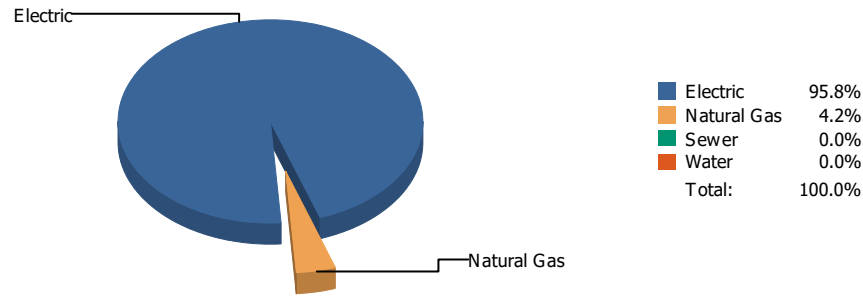
Energy

Cost

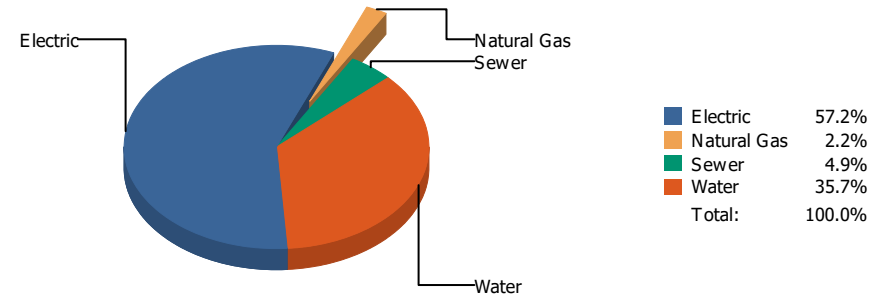


Commodity	Common Use	Energy Use	Energy Use / Area	Total Cost	Cost / Unit	Cost / Area
<b>Place: [ZUNI] ZUNI COTTAGES 952 [BUILDING]</b>						
<b>Area: 3,505 SqFt</b>						
<b>Billing Period: Aug 2019</b>						
NATURALGAS	0.00 CCF	0 KBtu	0.000 KBtu/SqFt	\$20.09	\$0.000 /CCF	\$0.006 /SqFt
<b>Totals:</b>		<b>0 KBtu</b>	<b>0.000 KBtu/SqFt</b>	<b>\$20.09</b>		

**Energy**



**Cost**



Commodity	Common Use	Energy Use	Energy Use / Area	Total Cost	Cost / Unit	Cost / Area
<b>Place Summary Report</b>						
<b>Area: 10,742,291 SqFt</b>						
<b>Billing Period: Aug 2019</b>						
ELECTRIC	6,077,784.00 kWh	20,737,399 KBtu	1.930 KBtu/SqFt	\$738,625.34	\$0.122 /kWh	\$0.069 /SqFt
NATURALGAS	8,827.00 CCF	909,181 KBtu	0.085 KBtu/SqFt	\$28,872.76	\$3.271 /CCF	\$0.003 /SqFt
SEWER	16,977.00 CCF			\$62,706.13	\$3.694 /CCF	\$0.006 /SqFt
WATER	81,928.00 CCF			\$461,829.82	\$5.637 /CCF	\$0.043 /SqFt
<b>Totals:</b>		<b>21,646,580 KBtu</b>	<b>2.015 KBtu/SqFt</b>	<b>\$1,292,034.05</b>		

\* Please note per area calculations only include buildings with a floor area greater than 0.

**Requested by:** eagarci2

**Client version:**

**Report version:** 9

**Filters:** Meters in Building Name: Not one of ZACH WHITE MODULAR SCHOOL 147;START SCHOOL EARLY 1 DAY VALUE;STADIUM RATE CHANGES;SKY PARK IB1;SKY PARK I 200;SKY PARK;ROOSEVELT 137;REMCON COTTAGES;PARKDALE COTTAGES 957;NORTHEAST BOOK DEPOSITORY 814;NEW COMPUTERS SINCE JUNE 1990;Lighting;HERCULES COTTAGES 141A;Butterfield Trail Warehouse;BRANON COTTAGES 955;BLUE FLAME BLDG.;BARCELONA COTTAGES;ALL REFUNDS AND REBATES; ; Bill is Void Equals 0; Account is Active Equals 1; Bill is from External Vendor Equals 1; ; Billing Period Equals Aug 2019

**Record count:** 0