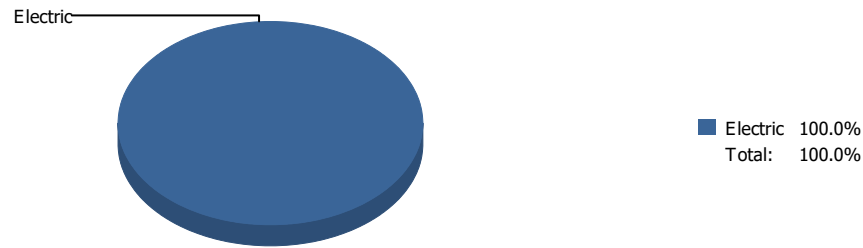
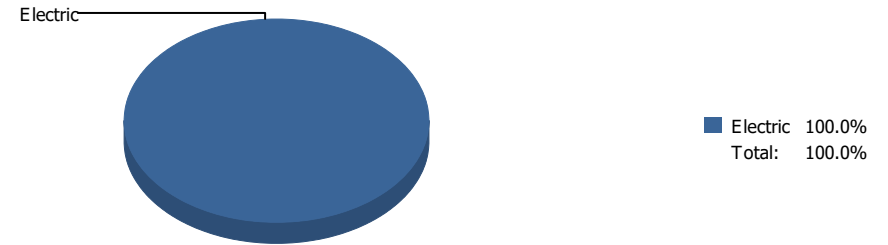


Energy

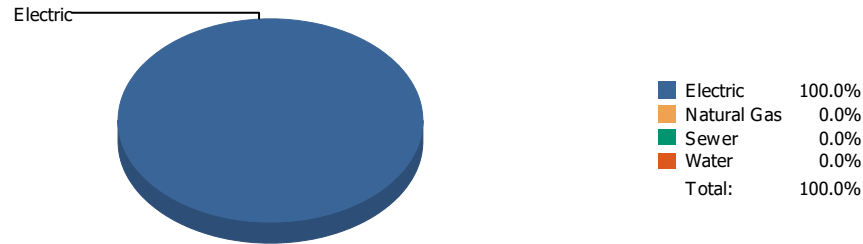


Cost

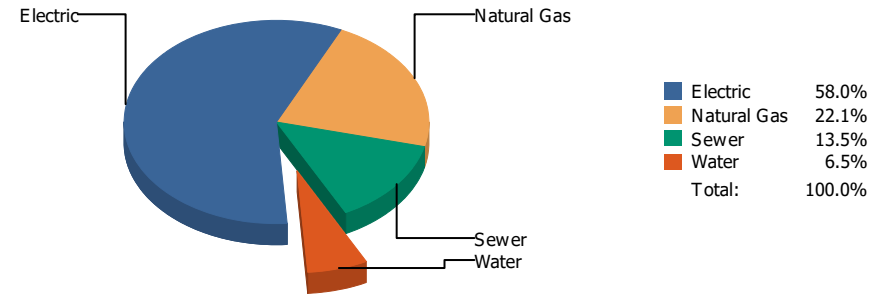


| Commodity | Common Use | Energy Use | Energy Use / Area | Total Cost | Cost / Unit | Cost / Area |
|---|--------------|-------------------|------------------------|-----------------|--------------|---------------|
| Place: [ALAMO] ALAMO 101 [BUILDING] | | | | | | |
| Area: 58,978 SqFt | | | | | | |
| Billing Period: May 2020 | | | | | | |
| ELECTRIC | 2,900.00 kWh | 9,895 KBtu | 0.168 KBtu/SqFt | \$344.90 | \$0.119 /kWh | \$0.006 /SqFt |
| Totals: | | 9,895 KBtu | 0.168 KBtu/SqFt | \$344.90 | | |

Energy

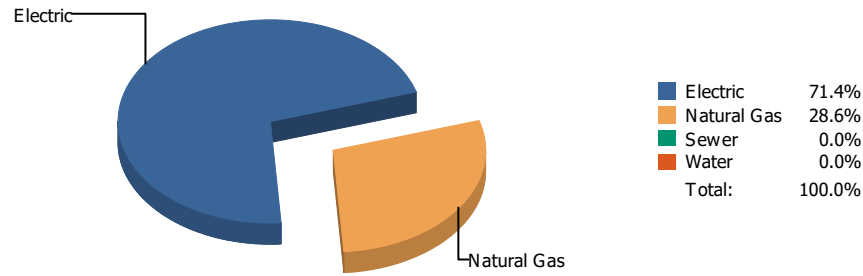


Cost

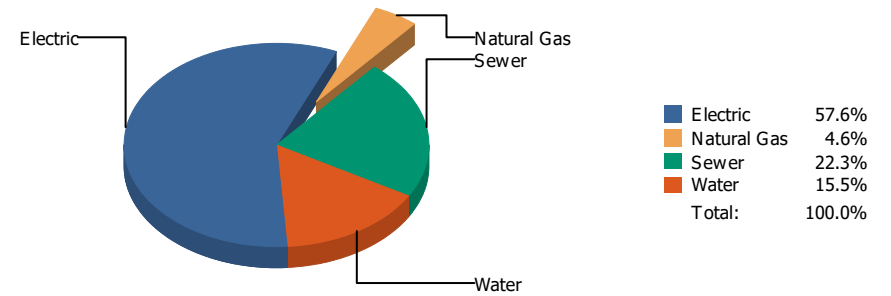


| Commodity | Common Use | Energy Use | Energy Use / Area | Total Cost | Cost / Unit | Cost / Area |
|--|--------------|--------------------|------------------------|-----------------|--------------|---------------|
| Place: [ALTA] ALTA VISTA 102 [BUILDING] | | | | | | |
| Area: 68,463 SqFt | | | | | | |
| Billing Period: May 2020 | | | | | | |
| ELECTRIC | 5,100.00 kWh | 17,401 KBtu | 0.254 KBtu/SqFt | \$454.53 | \$0.089 /kWh | \$0.007 /SqFt |
| NATURALGAS | 0.00 CCF | 0 KBtu | 0.000 KBtu/SqFt | \$172.96 | \$0.000 /CCF | \$0.002 /SqFt |
| SEWER | 0.00 CCF | | | \$105.77 | \$0.000 /CCF | \$0.002 /SqFt |
| WATER | 0.00 CCF | | | \$50.91 | \$0.000 /CCF | \$0.001 /SqFt |
| Totals: | | 17,401 KBtu | 0.254 KBtu/SqFt | \$784.17 | | |

Energy

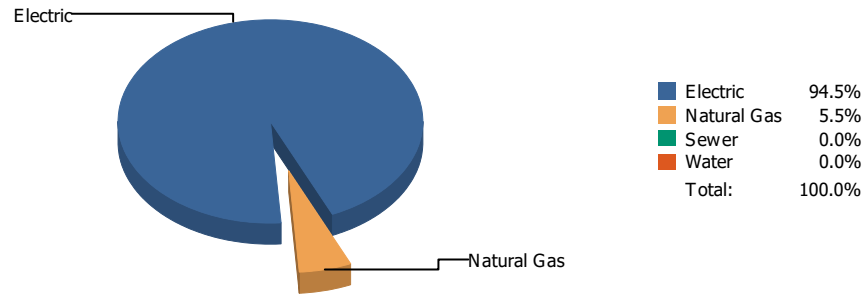


Cost

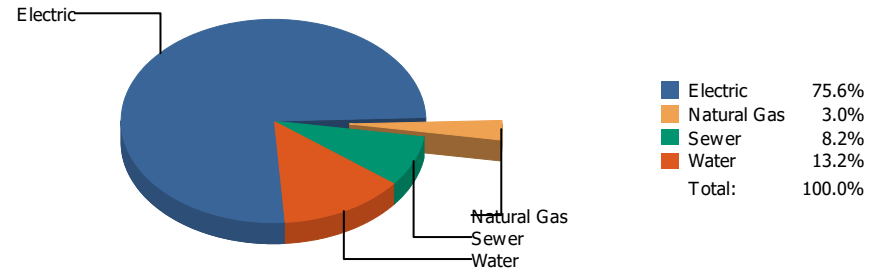


| Commodity | Common Use | Energy Use | Energy Use / Area | Total Cost | Cost / Unit | Cost / Area |
|---|---------------|---------------------|------------------------|--------------------|--------------|---------------|
| Place: [ADDRESS] ADDRESS 001 [BUILDING] | | | | | | |
| Area: 266,968 SqFt | | | | | | |
| Billing Period: May 2020 | | | | | | |
| ELECTRIC | 41,554.00 kWh | 141,782 KBtu | 0.531 KBtu/SqFt | \$7,184.22 | \$0.173 /kWh | \$0.027 /SqFt |
| NATURALGAS | 552.00 CCF | 56,856 KBtu | 0.213 KBtu/SqFt | \$571.06 | \$1.035 /CCF | \$0.002 /SqFt |
| SEWER | 1,181.00 CCF | | | \$2,784.76 | \$2.358 /CCF | \$0.010 /SqFt |
| WATER | 723.00 CCF | | | \$1,934.78 | \$2.676 /CCF | \$0.007 /SqFt |
| Totals: | | 198,638 KBtu | 0.744 KBtu/SqFt | \$12,474.82 | | |

Energy

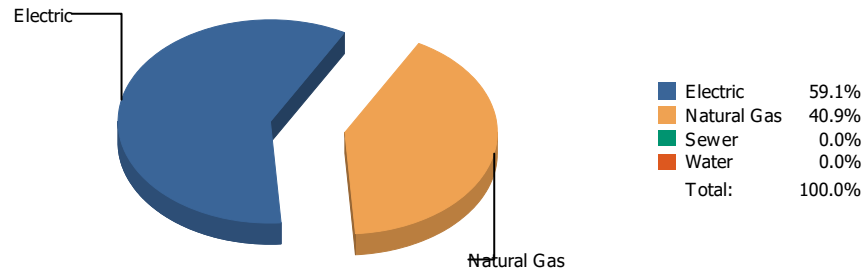


Cost

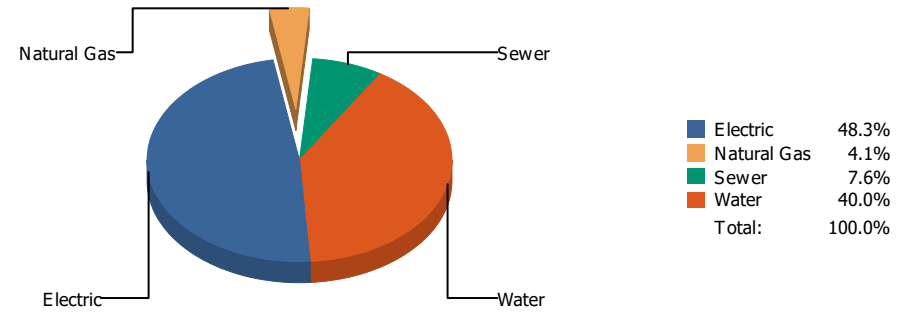


| Commodity | Common Use | Energy Use | Energy Use / Area | Total Cost | Cost / Unit | Cost / Area |
|--|---------------|--------------------|------------------------|-------------------|---------------|---------------|
| Place: [AOY] AOY 103 [BUILDING] | | | | | | |
| Area: 105,486 SqFt | | | | | | |
| Billing Period: May 2020 | | | | | | |
| ELECTRIC | 26,143.00 kWh | 89,200 KBtu | 0.846 KBtu/SqFt | \$4,959.20 | \$0.190 /kWh | \$0.047 /SqFt |
| NATURALGAS | 50.00 CCF | 5,150 KBtu | 0.049 KBtu/SqFt | \$193.69 | \$3.874 /CCF | \$0.002 /SqFt |
| SEWER | 44.00 CCF | | | \$541.37 | \$12.304 /CCF | \$0.005 /SqFt |
| WATER | 91.00 CCF | | | \$868.85 | \$9.548 /CCF | \$0.008 /SqFt |
| Totals: | | 94,350 KBtu | 0.894 KBtu/SqFt | \$6,563.11 | | |

Energy

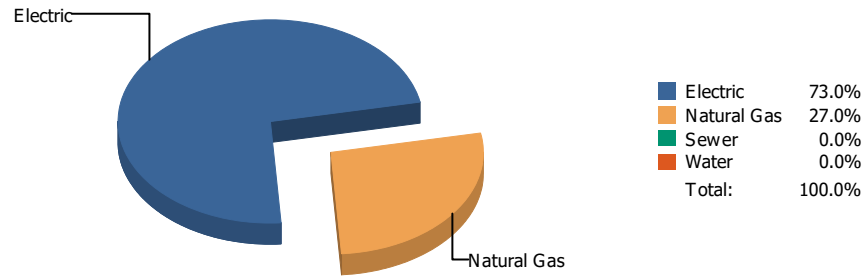


Cost

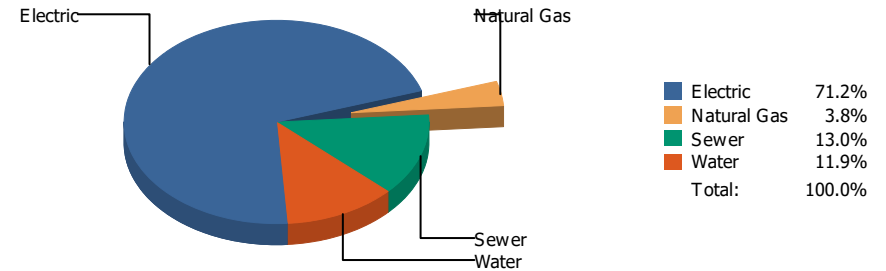


| Commodity | Common Use | Energy Use | Energy Use / Area | Total Cost | Cost / Unit | Cost / Area |
|--|---------------|---------------------|------------------------|-------------------|--------------|---------------|
| Place: [ARMENDARIZ_1] ARMENDARIZ MIDDLE SCHOOL [BUILDING] | | | | | | |
| Area: 133,779 SqFt | | | | | | |
| Billing Period: May 2020 | | | | | | |
| ELECTRIC | 34,000.00 kWh | 116,008 KBtu | 0.867 KBtu/SqFt | \$4,646.23 | \$0.137 /kWh | \$0.035 /SqFt |
| NATURALGAS | 780.00 CCF | 80,340 KBtu | 0.601 KBtu/SqFt | \$398.59 | \$0.511 /CCF | \$0.003 /SqFt |
| SEWER | 170.00 CCF | | | \$727.31 | \$4.278 /CCF | \$0.005 /SqFt |
| WATER | 862.00 CCF | | | \$3,851.63 | \$4.468 /CCF | \$0.029 /SqFt |
| Totals: | | 196,348 KBtu | 1.468 KBtu/SqFt | \$9,623.76 | | |

Energy

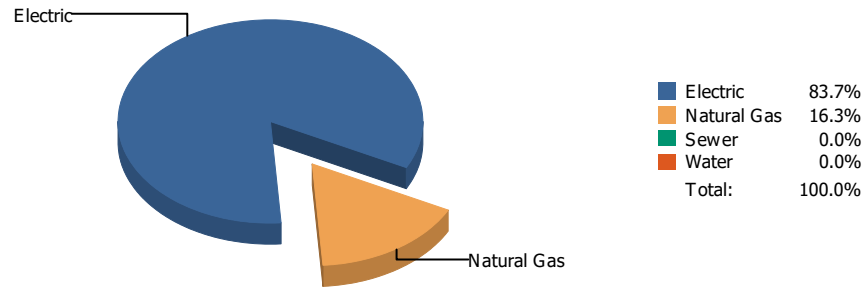


Cost

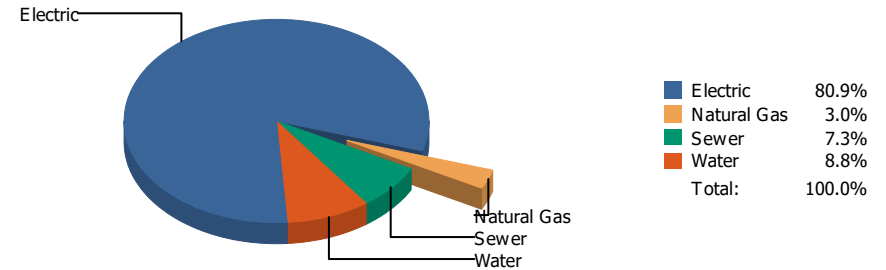


| Commodity | Common Use | Energy Use | Energy Use / Area | Total Cost | Cost / Unit | Cost / Area |
|---|---------------|---------------------|------------------------|--------------------|--------------|---------------|
| Place: [AUSTIN] AUSTIN 002 [BUILDING] | | | | | | |
| Area: 269,216 SqFt | | | | | | |
| Billing Period: May 2020 | | | | | | |
| ELECTRIC | 86,341.00 kWh | 294,595 KBtu | 1.094 KBtu/SqFt | \$12,717.64 | \$0.147 /kWh | \$0.047 /SqFt |
| NATURALGAS | 1,056.00 CCF | 108,768 KBtu | 0.404 KBtu/SqFt | \$687.16 | \$0.651 /CCF | \$0.002 /SqFt |
| SEWER | 641.00 CCF | | | \$2,316.32 | \$3.614 /CCF | \$0.009 /SqFt |
| WATER | 284.00 CCF | | | \$2,128.45 | \$7.495 /CCF | \$0.008 /SqFt |
| Totals: | | 403,363 KBtu | 1.498 KBtu/SqFt | \$17,849.57 | | |

Energy

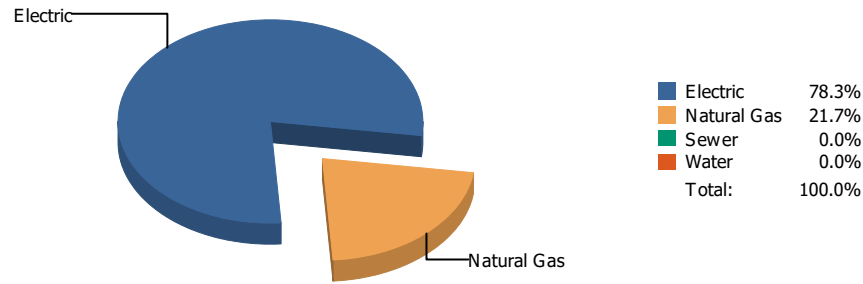


Cost

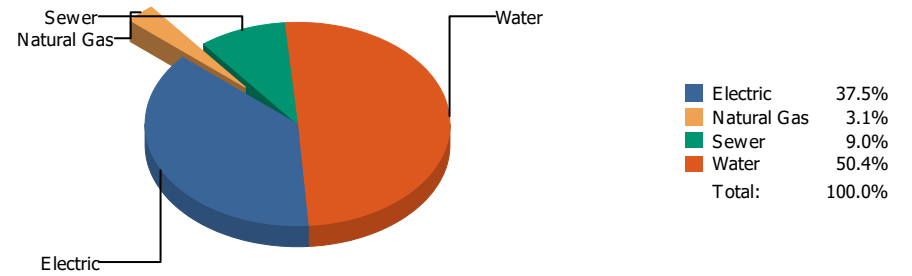


| Commodity | Common Use | Energy Use | Energy Use / Area | Total Cost | Cost / Unit | Cost / Area |
|--|---------------|---------------------|------------------------|-------------------|---------------|---------------|
| Place: [BARRON ELEMENTARY] Barron Elementary 165 [BUILDING] | | | | | | |
| Area: 87,818 SqFt | | | | | | |
| Billing Period: May 2020 | | | | | | |
| ELECTRIC | 40,221.00 kWh | 137,234 KBtu | 1.563 KBtu/SqFt | \$7,542.16 | \$0.188 /kWh | \$0.086 /SqFt |
| NATURALGAS | 259.00 CCF | 26,677 KBtu | 0.304 KBtu/SqFt | \$278.61 | \$1.076 /CCF | \$0.003 /SqFt |
| SEWER | 131.00 CCF | | | \$682.57 | \$5.210 /CCF | \$0.008 /SqFt |
| WATER | 33.00 CCF | | | \$823.56 | \$24.956 /CCF | \$0.009 /SqFt |
| Totals: | | 163,911 KBtu | 1.866 KBtu/SqFt | \$9,326.90 | | |

Energy

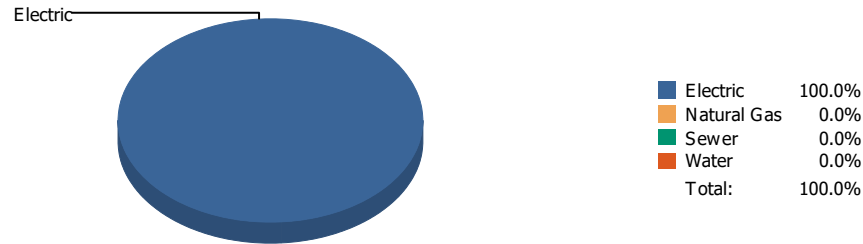


Cost

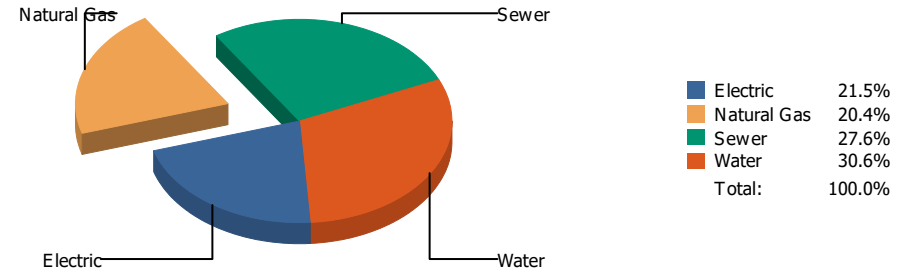


| Commodity | Common Use | Energy Use | Energy Use / Area | Total Cost | Cost / Unit | Cost / Area |
|---|---------------|--------------------|------------------------|-------------------|--------------|---------------|
| Place: [BASSETT] BASSETT 049 [BUILDING] | | | | | | |
| Area: 174,250 SqFt | | | | | | |
| Billing Period: May 2020 | | | | | | |
| ELECTRIC | 21,950.00 kWh | 74,893 KBtu | 0.430 KBtu/SqFt | \$3,113.07 | \$0.142 /kWh | \$0.018 /SqFt |
| NATURALGAS | 201.00 CCF | 20,703 KBtu | 0.119 KBtu/SqFt | \$254.92 | \$1.268 /CCF | \$0.001 /SqFt |
| SEWER | 237.00 CCF | | | \$745.72 | \$3.146 /CCF | \$0.004 /SqFt |
| WATER | 949.00 CCF | | | \$4,180.52 | \$4.405 /CCF | \$0.024 /SqFt |
| Totals: | | 95,596 KBtu | 0.549 KBtu/SqFt | \$8,294.23 | | |

Energy

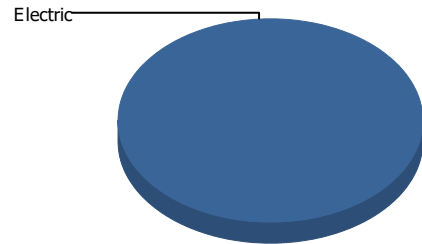


Cost



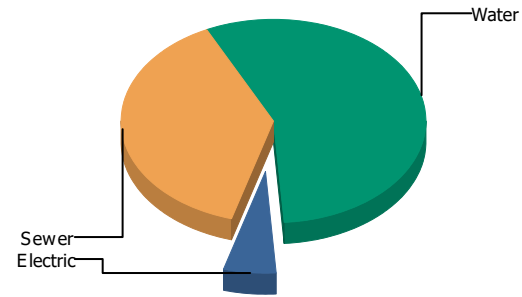
| Commodity | Common Use | Energy Use | Energy Use / Area | Total Cost | Cost / Unit | Cost / Area |
|---|--------------|-------------------|------------------------|-----------------|---------------|---------------|
| Place: [BEALL] BEALL 104 [BUILDING] | | | | | | |
| Area: 74,454 SqFt | | | | | | |
| Billing Period: May 2020 | | | | | | |
| ELECTRIC | 1,307.00 kWh | 4,459 KBtu | 0.060 KBtu/SqFt | \$182.12 | \$0.139 /kWh | \$0.002 /SqFt |
| NATURALGAS | 0.00 CCF | 0 KBtu | 0.000 KBtu/SqFt | \$172.96 | \$0.000 /CCF | \$0.002 /SqFt |
| SEWER | 0.00 CCF | | | \$233.80 | \$0.000 /CCF | \$0.003 /SqFt |
| WATER | 10.00 CCF | | | \$259.23 | \$25.923 /CCF | \$0.003 /SqFt |
| Totals: | | 4,459 KBtu | 0.060 KBtu/SqFt | \$848.11 | | |

Energy



■ Electric 100.0%
 ■ Sewer 0.0%
 ■ Water 0.0%
 Total: 100.0%

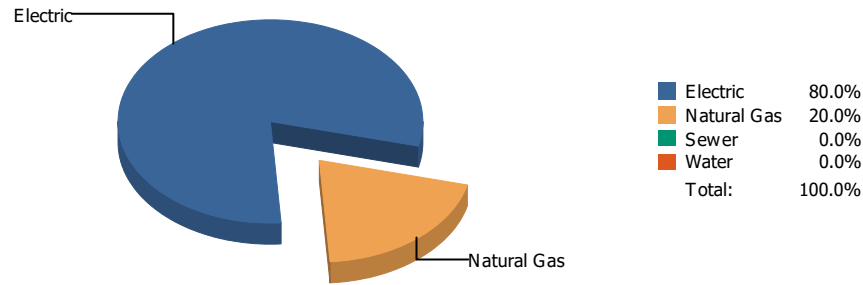
Cost



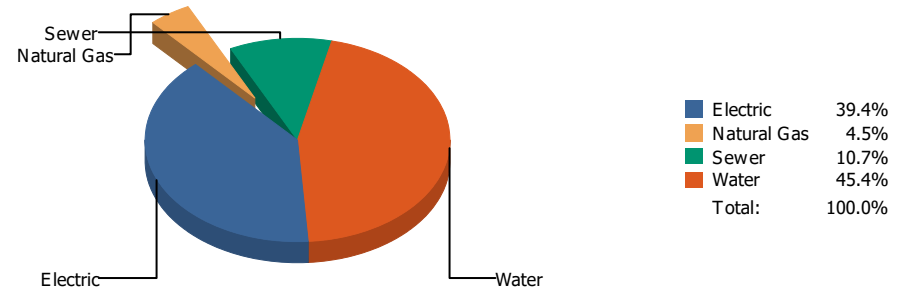
■ Electric 5.6%
 ■ Sewer 38.4%
 ■ Water 56.1%
 Total: 100.0%

| Commodity | Common Use | Energy Use | Energy Use / Area | Total Cost | Cost / Unit | Cost / Area |
|---|--------------|--------------------|------------------------|--------------------|--------------|---------------|
| Place: [BLISS] BLISS 105 [BUILDING] | | | | | | |
| Area: 78,820 SqFt | | | | | | |
| Billing Period: May 2020 | | | | | | |
| ELECTRIC | 6,084.00 kWh | 20,759 KBtu | 0.263 KBtu/SqFt | \$936.72 | \$0.154 /kWh | \$0.012 /SqFt |
| SEWER | 2,876.00 CCF | | | \$6,445.96 | \$2.241 /CCF | \$0.082 /SqFt |
| WATER | 3,910.00 CCF | | | \$9,424.23 | \$2.410 /CCF | \$0.120 /SqFt |
| Totals: | | 20,759 KBtu | 0.263 KBtu/SqFt | \$16,806.91 | | |

Energy

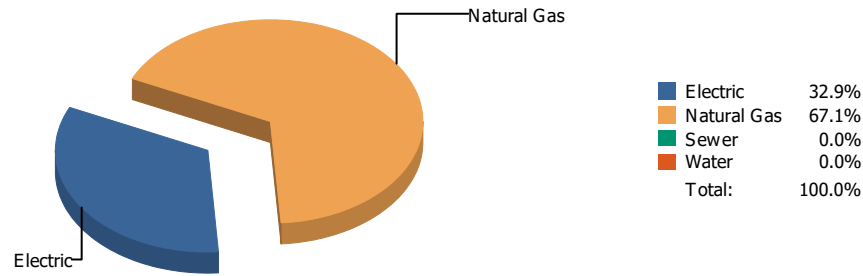


Cost

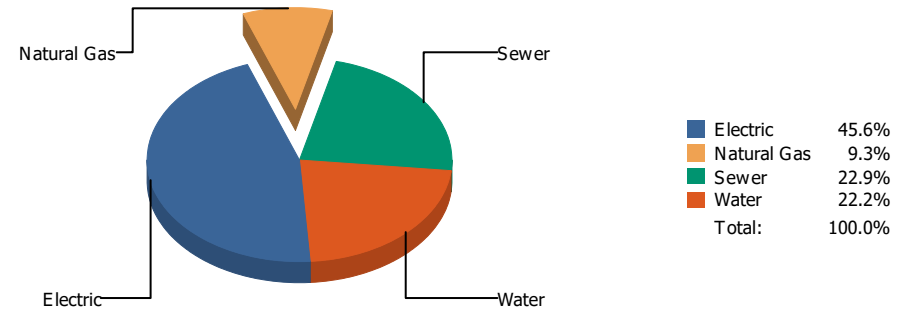


| Commodity | Common Use | Energy Use | Energy Use / Area | Total Cost | Cost / Unit | Cost / Area |
|---|---------------|--------------------|------------------------|-------------------|--------------|---------------|
| Place: [BOND_2] BOND 160 [BUILDING] | | | | | | |
| Area: 89,988 SqFt | | | | | | |
| Billing Period: May 2020 | | | | | | |
| ELECTRIC | 10,882.00 kWh | 37,129 KBtu | 0.413 KBtu/SqFt | \$1,823.69 | \$0.168 /kWh | \$0.020 /SqFt |
| NATURALGAS | 90.00 CCF | 9,270 KBtu | 0.103 KBtu/SqFt | \$210.28 | \$2.336 /CCF | \$0.002 /SqFt |
| SEWER | 73.00 CCF | | | \$497.25 | \$6.812 /CCF | \$0.005 /SqFt |
| WATER | 421.00 CCF | | | \$2,101.53 | \$4.992 /CCF | \$0.023 /SqFt |
| Totals: | | 46,399 KBtu | 0.516 KBtu/SqFt | \$4,632.75 | | |

Energy

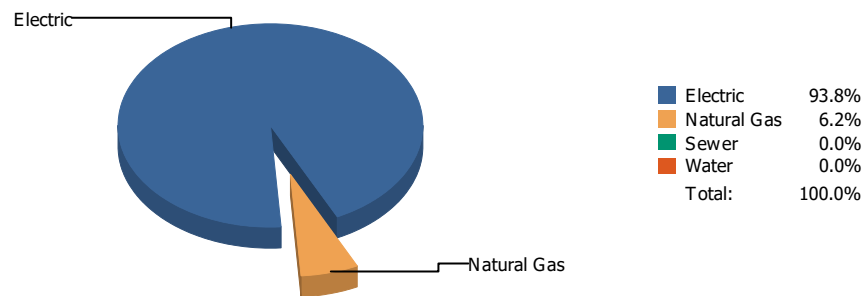


Cost

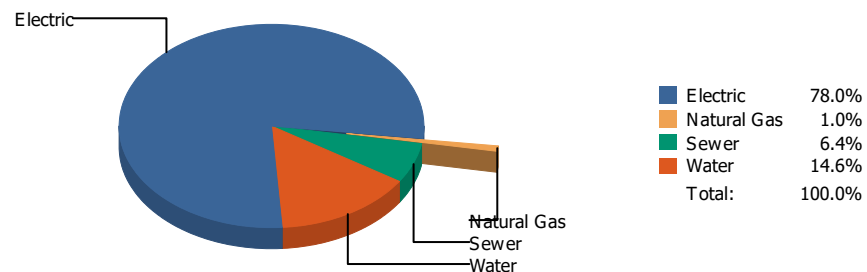


| Commodity | Common Use | Energy Use | Energy Use / Area | Total Cost | Cost / Unit | Cost / Area |
|---|--------------|--------------------|------------------------|-------------------|--------------|---------------|
| Place: [BONHAM] BONHAM 106 [BUILDING] | | | | | | |
| Area: 53,522 SqFt | | | | | | |
| Billing Period: May 2020 | | | | | | |
| ELECTRIC | 7,321.00 kWh | 24,979 KBtu | 0.467 KBtu/SqFt | \$1,435.37 | \$0.196 /kWh | \$0.027 /SqFt |
| NATURALGAS | 494.00 CCF | 50,882 KBtu | 0.951 KBtu/SqFt | \$291.34 | \$0.590 /CCF | \$0.005 /SqFt |
| SEWER | 238.00 CCF | | | \$721.08 | \$3.030 /CCF | \$0.013 /SqFt |
| WATER | 210.00 CCF | | | \$698.18 | \$3.325 /CCF | \$0.013 /SqFt |
| Totals: | | 75,861 KBtu | 1.417 KBtu/SqFt | \$3,145.97 | | |

Energy

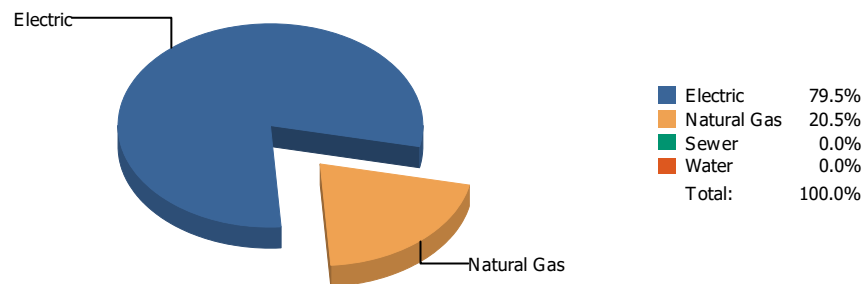


Cost

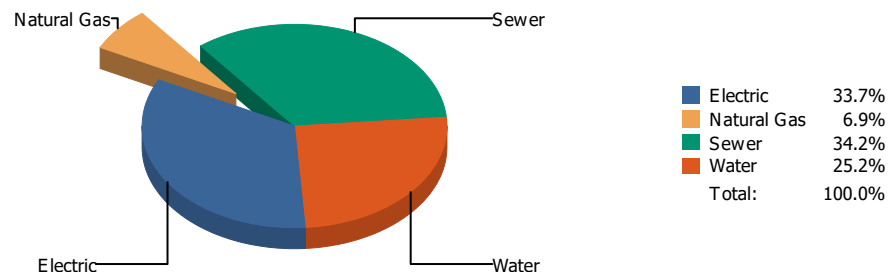


| Commodity | Common Use | Energy Use | Energy Use / Area | Total Cost | Cost / Unit | Cost / Area |
|--|----------------|---------------------|------------------------|--------------------|--------------|---------------|
| Place: [BOWIE] BOWIE 003 [BUILDING] | | | | | | |
| Area: 282,931 SqFt | | | | | | |
| Billing Period: May 2020 | | | | | | |
| ELECTRIC | 100,632.00 kWh | 343,356 KBtu | 1.214 KBtu/SqFt | \$20,318.85 | \$0.202 /kWh | \$0.072 /SqFt |
| NATURALGAS | 221.00 CCF | 22,763 KBtu | 0.080 KBtu/SqFt | \$264.59 | \$1.197 /CCF | \$0.001 /SqFt |
| SEWER | 450.00 CCF | | | \$1,671.68 | \$3.715 /CCF | \$0.006 /SqFt |
| WATER | 1,402.00 CCF | | | \$3,801.13 | \$2.711 /CCF | \$0.013 /SqFt |
| Totals: | | 366,119 KBtu | 1.294 KBtu/SqFt | \$26,056.25 | | |

Energy

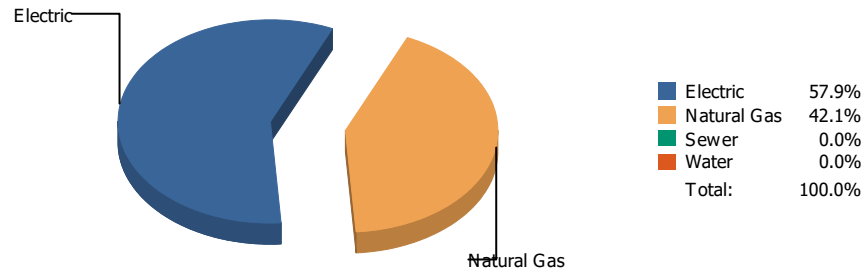


Cost

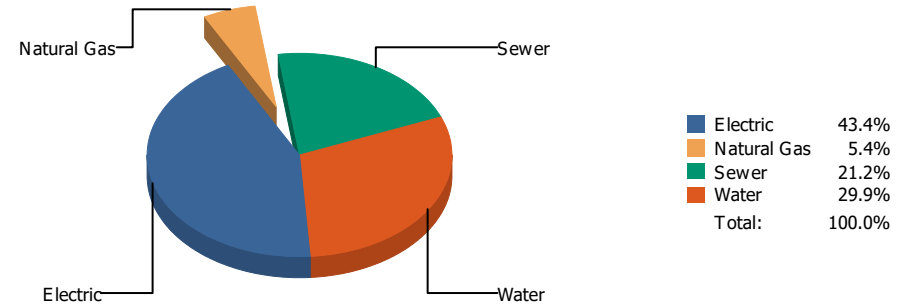


| Commodity | Common Use | Energy Use | Energy Use / Area | Total Cost | Cost / Unit | Cost / Area |
|---|--------------|--------------------|------------------------|-------------------|---------------|---------------|
| Place: [BRADLEY] BRADLEY 158 [BUILDING] | | | | | | |
| Area: 59,142 SqFt | | | | | | |
| Billing Period: May 2020 | | | | | | |
| ELECTRIC | 5,400.00 kWh | 18,425 KBtu | 0.312 KBtu/SqFt | \$512.56 | \$0.095 /kWh | \$0.009 /SqFt |
| NATURALGAS | 46.00 CCF | 4,738 KBtu | 0.080 KBtu/SqFt | \$105.21 | \$2.287 /CCF | \$0.002 /SqFt |
| SEWER | 74.00 CCF | | | \$519.95 | \$7.026 /CCF | \$0.009 /SqFt |
| WATER | 8.00 CCF | | | \$383.66 | \$47.958 /CCF | \$0.006 /SqFt |
| Totals: | | 23,163 KBtu | 0.392 KBtu/SqFt | \$1,521.38 | | |

Energy

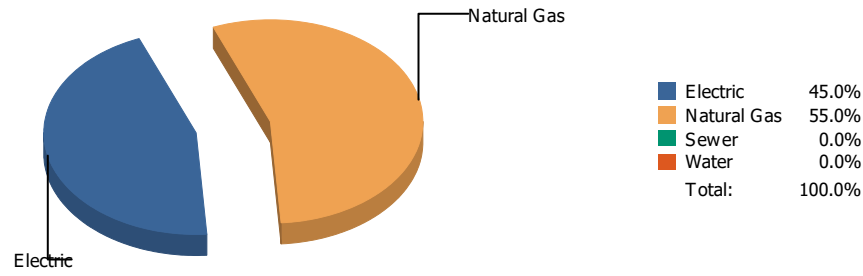


Cost

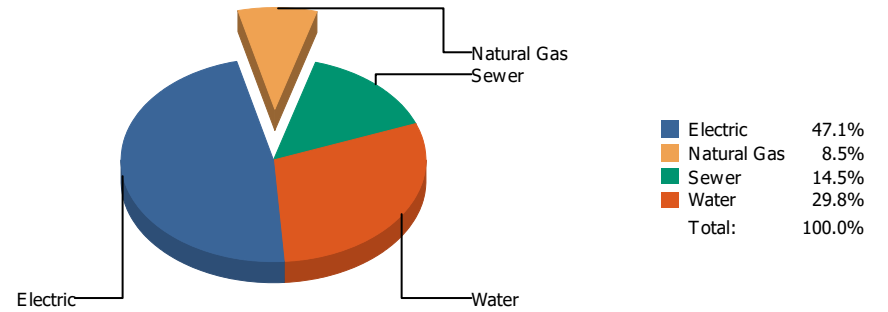


| Commodity | Common Use | Energy Use | Energy Use / Area | Total Cost | Cost / Unit | Cost / Area |
|--|---------------|---------------------|------------------------|-------------------|--------------|---------------|
| Place: [BROWN] BROWN MIDDLE SCHOOL 056 [BUILDING] | | | | | | |
| Area: 173,263 SqFt | | | | | | |
| Billing Period: May 2020 | | | | | | |
| ELECTRIC | 27,200.00 kWh | 92,806 KBtu | 0.536 KBtu/SqFt | \$2,832.08 | \$0.104 /kWh | \$0.016 /SqFt |
| NATURALGAS | 655.00 CCF | 67,465 KBtu | 0.389 KBtu/SqFt | \$354.78 | \$0.542 /CCF | \$0.002 /SqFt |
| SEWER | 473.00 CCF | | | \$1,381.79 | \$2.921 /CCF | \$0.008 /SqFt |
| WATER | 650.00 CCF | | | \$1,951.85 | \$3.003 /CCF | \$0.011 /SqFt |
| Totals: | | 160,271 KBtu | 0.925 KBtu/SqFt | \$6,520.50 | | |

Energy

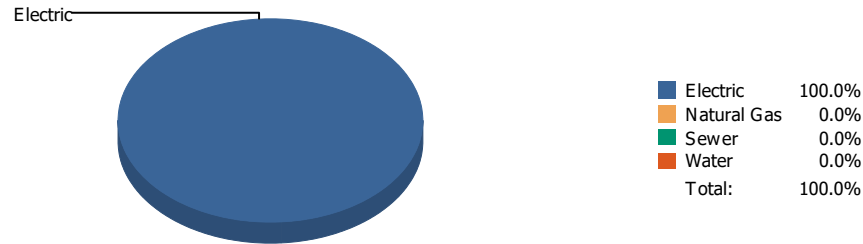


Cost

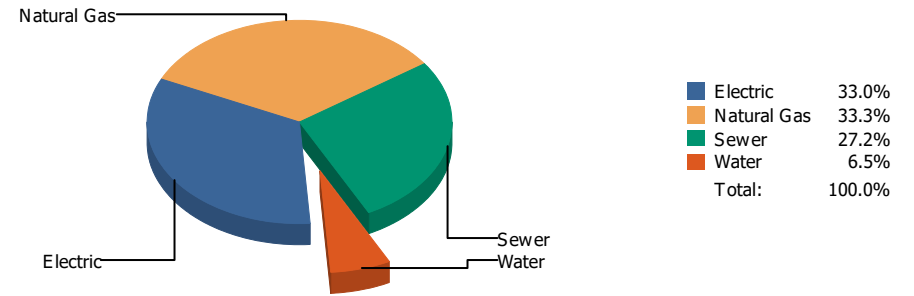


| Commodity | Common Use | Energy Use | Energy Use / Area | Total Cost | Cost / Unit | Cost / Area |
|---|---------------|---------------------|------------------------|-------------------|--------------|---------------|
| Place: [BURGES] BURGES 004 [BUILDING] | | | | | | |
| Area: 241,219 SqFt | | | | | | |
| Billing Period: May 2020 | | | | | | |
| ELECTRIC | 26,328.00 kWh | 89,831 KBtu | 0.372 KBtu/SqFt | \$3,803.77 | \$0.144 /kWh | \$0.016 /SqFt |
| NATURALGAS | 1,064.00 CCF | 109,592 KBtu | 0.454 KBtu/SqFt | \$688.76 | \$0.647 /CCF | \$0.003 /SqFt |
| SEWER | 248.00 CCF | | | \$1,170.63 | \$4.720 /CCF | \$0.005 /SqFt |
| WATER | 314.00 CCF | | | \$2,407.73 | \$7.668 /CCF | \$0.010 /SqFt |
| Totals: | | 199,423 KBtu | 0.827 KBtu/SqFt | \$8,070.89 | | |

Energy

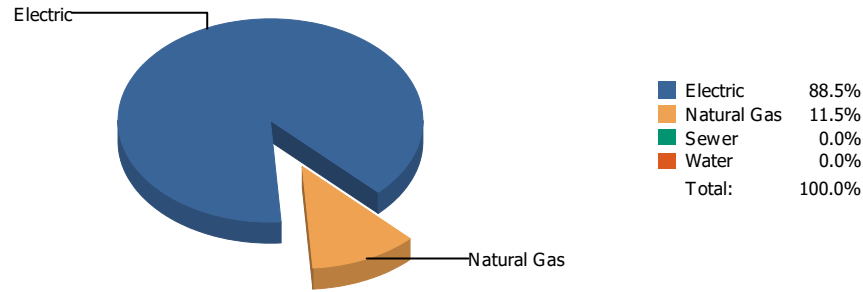


Cost

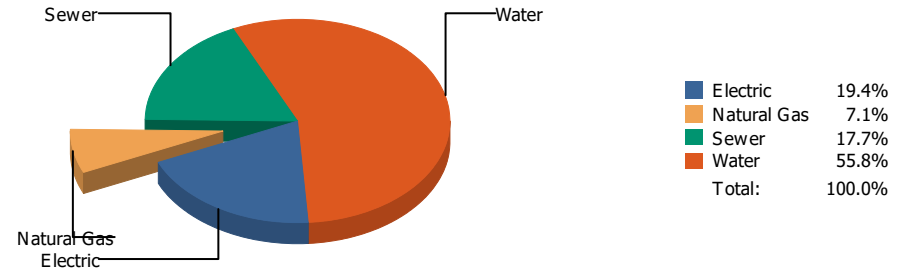


| Commodity | Common Use | Energy Use | Energy Use / Area | Total Cost | Cost / Unit | Cost / Area |
|--|--------------|-------------------|------------------------|-----------------|--------------|---------------|
| Place: [BURLESON] BURLESON 107 [BUILDING] | | | | | | |
| Area: 73,772 SqFt | | | | | | |
| Billing Period: May 2020 | | | | | | |
| ELECTRIC | 1,890.00 kWh | 6,449 KBtu | 0.087 KBtu/SqFt | \$256.89 | \$0.136 /kWh | \$0.003 /SqFt |
| NATURALGAS | 0.00 CCF | 0 KBtu | 0.000 KBtu/SqFt | \$259.44 | \$0.000 /CCF | \$0.003 /SqFt |
| SEWER | 0.00 CCF | | | \$211.54 | \$0.000 /CCF | \$0.003 /SqFt |
| WATER | 0.00 CCF | | | \$50.34 | \$0.000 /CCF | \$0.001 /SqFt |
| Totals: | | 6,449 KBtu | 0.087 KBtu/SqFt | \$778.21 | | |

Energy

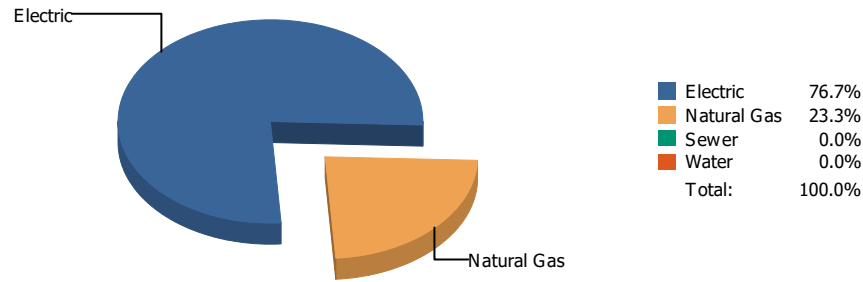


Cost

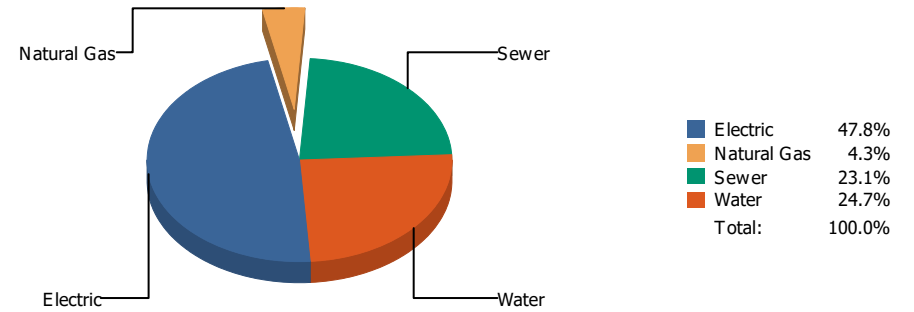


| Commodity | Common Use | Energy Use | Energy Use / Area | Total Cost | Cost / Unit | Cost / Area |
|---|--------------|--------------------|------------------------|-------------------|---------------|---------------|
| Place: [BURNET] BURNET 108 [BUILDING] | | | | | | |
| Area: 50,520 SqFt | | | | | | |
| Billing Period: May 2020 | | | | | | |
| ELECTRIC | 3,716.00 kWh | 12,679 KBtu | 0.251 KBtu/SqFt | \$489.50 | \$0.132 /kWh | \$0.009 /SqFt |
| NATURALGAS | 16.00 CCF | 1,648 KBtu | 0.033 KBtu/SqFt | \$179.63 | \$11.227 /CCF | \$0.004 /SqFt |
| SEWER | 109.00 CCF | | | \$446.98 | \$4.101 /CCF | \$0.009 /SqFt |
| WATER | 305.00 CCF | | | \$1,408.07 | \$4.617 /CCF | \$0.028 /SqFt |
| Totals: | | 14,327 KBtu | 0.284 KBtu/SqFt | \$2,524.18 | | |

Energy

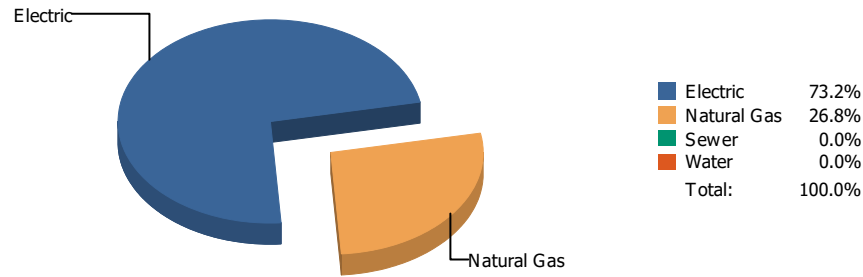


Cost

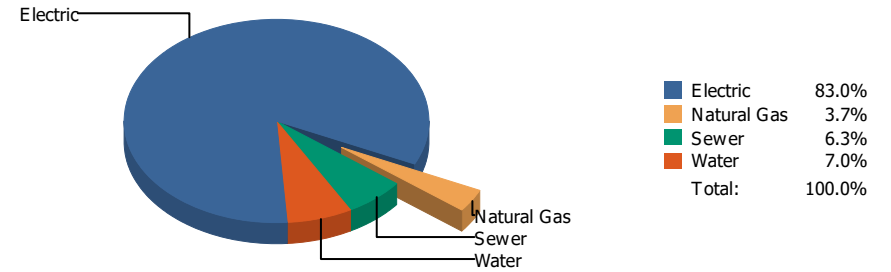


| Commodity | Common Use | Energy Use | Energy Use / Area | Total Cost | Cost / Unit | Cost / Area |
|--|---------------|--------------------|------------------------|-------------------|--------------|---------------|
| Place: [CANYON-HILLS] CANYON HILLS 043 [BUILDING] | | | | | | |
| Area: 133,149 SqFt | | | | | | |
| Billing Period: May 2020 | | | | | | |
| ELECTRIC | 17,400.00 kWh | 59,369 KBtu | 0.446 KBtu/SqFt | \$2,696.98 | \$0.155 /kWh | \$0.020 /SqFt |
| NATURALGAS | 175.00 CCF | 18,025 KBtu | 0.135 KBtu/SqFt | \$244.49 | \$1.397 /CCF | \$0.002 /SqFt |
| SEWER | 269.00 CCF | | | \$1,301.26 | \$4.837 /CCF | \$0.010 /SqFt |
| WATER | 386.00 CCF | | | \$1,394.87 | \$3.614 /CCF | \$0.010 /SqFt |
| Totals: | | 77,394 KBtu | 0.581 KBtu/SqFt | \$5,637.60 | | |

Energy

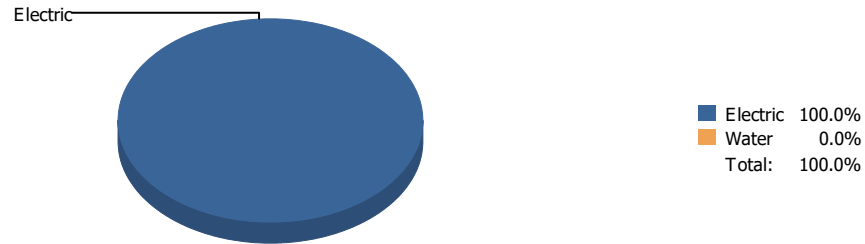


Cost

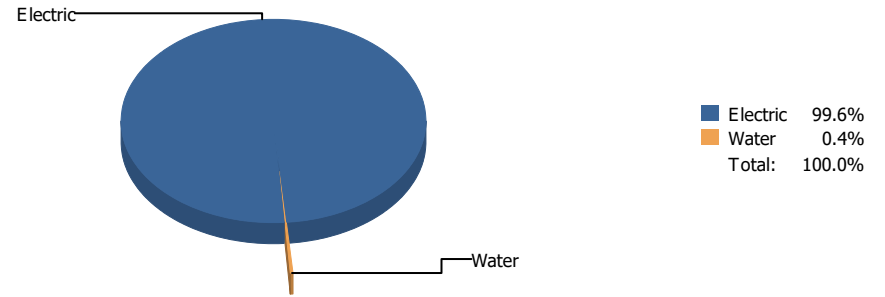


| Commodity | Common Use | Energy Use | Energy Use / Area | Total Cost | Cost / Unit | Cost / Area |
|---|---------------|---------------------|------------------------|-------------------|--------------|---------------|
| Place: [CAREER] CAREER AND TECHNOLOGY [BUILDING] | | | | | | |
| Area: 146,485 SqFt | | | | | | |
| Billing Period: May 2020 | | | | | | |
| ELECTRIC | 43,764.00 kWh | 149,323 KBtu | 1.019 KBtu/SqFt | \$7,749.73 | \$0.177 /kWh | \$0.053 /SqFt |
| NATURALGAS | 532.00 CCF | 54,796 KBtu | 0.374 KBtu/SqFt | \$341.22 | \$0.641 /CCF | \$0.002 /SqFt |
| SEWER | 125.00 CCF | | | \$587.86 | \$4.703 /CCF | \$0.004 /SqFt |
| WATER | 131.00 CCF | | | \$658.19 | \$5.024 /CCF | \$0.004 /SqFt |
| Totals: | | 204,119 KBtu | 1.393 KBtu/SqFt | \$9,337.00 | | |

Energy

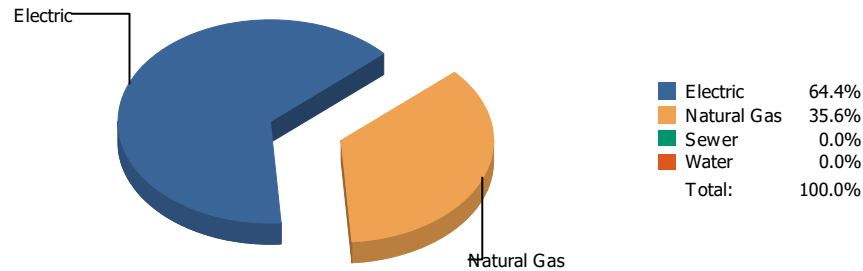


Cost

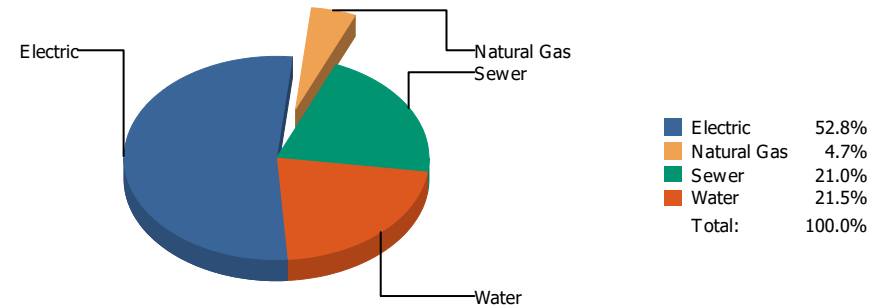


| Commodity | Common Use | Energy Use | Energy Use / Area | Total Cost | Cost / Unit | Cost / Area |
|--|----------------|---------------------|------------------------|--------------------|--------------|---------------|
| Place: [CHAPIN] CHAPIN 012 [BUILDING] | | | | | | |
| Area: 273,727 SqFt | | | | | | |
| Billing Period: May 2020 | | | | | | |
| ELECTRIC | 108,182.00 kWh | 369,117 KBtu | 1.348 KBtu/SqFt | \$19,633.25 | \$0.181 /kWh | \$0.072 /SqFt |
| WATER | 0.00 CCF | | | \$71.40 | \$0.000 /CCF | \$0.000 /SqFt |
| Totals: | | 369,117 KBtu | 1.348 KBtu/SqFt | \$19,704.65 | | |

Energy

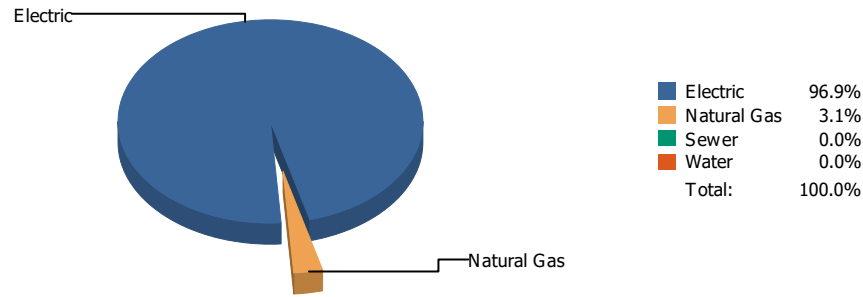


Cost

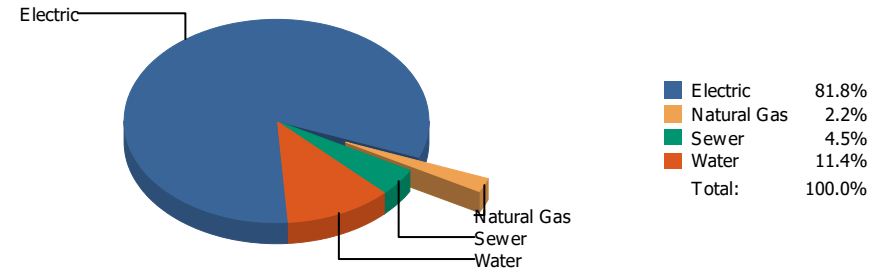


| Commodity | Common Use | Energy Use | Energy Use / Area | Total Cost | Cost / Unit | Cost / Area |
|---|---------------|---------------------|------------------------|-------------------|--------------|---------------|
| Place: [CHARLES] H.E. CHARLES 045 [BUILDING] | | | | | | |
| Area: 107,867 SqFt | | | | | | |
| Billing Period: May 2020 | | | | | | |
| ELECTRIC | 28,677.00 kWh | 97,846 KBtu | 0.907 KBtu/SqFt | \$4,372.19 | \$0.152 /kWh | \$0.040 /SqFt |
| NATURALGAS | 526.00 CCF | 54,178 KBtu | 0.502 KBtu/SqFt | \$386.96 | \$0.736 /CCF | \$0.004 /SqFt |
| SEWER | 638.00 CCF | | | \$1,738.19 | \$2.724 /CCF | \$0.016 /SqFt |
| WATER | 588.00 CCF | | | \$1,782.36 | \$3.031 /CCF | \$0.016 /SqFt |
| Totals: | | 152,024 KBtu | 1.409 KBtu/SqFt | \$8,279.70 | | |

Energy

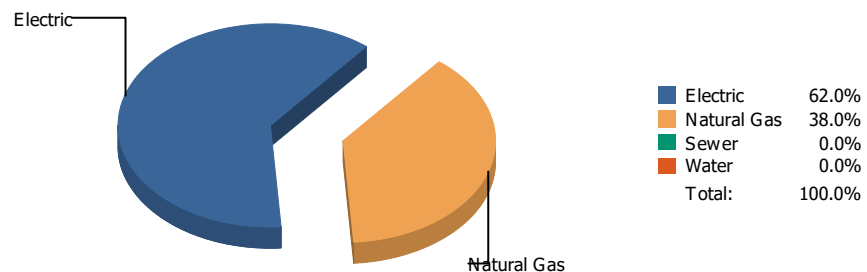


Cost

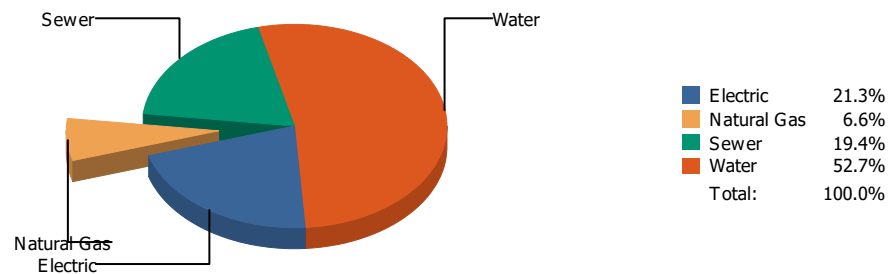


| Commodity | Common Use | Energy Use | Energy Use / Area | Total Cost | Cost / Unit | Cost / Area |
|--|---------------|--------------------|------------------------|-------------------|--------------|---------------|
| Place: [CIELO-VISTA] CIELO VISTA 151 [BUILDING] | | | | | | |
| Area: 66,034 SqFt | | | | | | |
| Billing Period: May 2020 | | | | | | |
| ELECTRIC | 22,640.00 kWh | 77,248 KBtu | 1.170 KBtu/SqFt | \$6,698.45 | \$0.296 /kWh | \$0.101 /SqFt |
| NATURALGAS | 24.00 CCF | 2,472 KBtu | 0.037 KBtu/SqFt | \$182.92 | \$7.622 /CCF | \$0.003 /SqFt |
| SEWER | 64.00 CCF | | | \$372.04 | \$5.813 /CCF | \$0.006 /SqFt |
| WATER | 200.00 CCF | | | \$931.95 | \$4.660 /CCF | \$0.014 /SqFt |
| Totals: | | 79,720 KBtu | 1.207 KBtu/SqFt | \$8,185.36 | | |

Energy

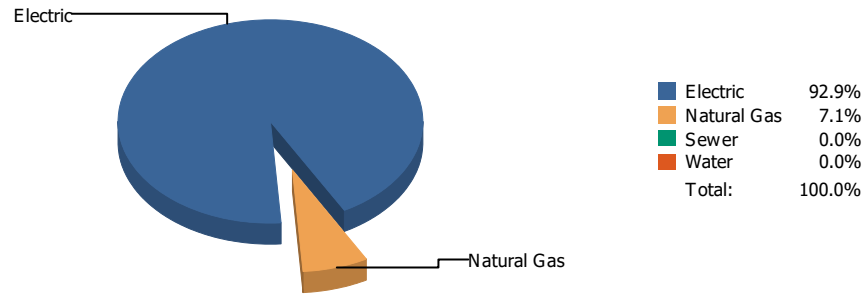


Cost

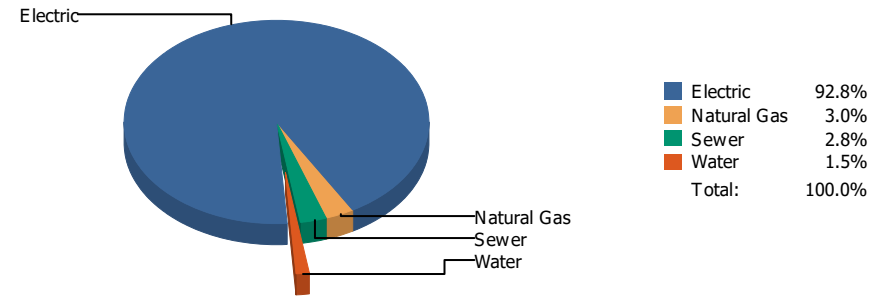


| Commodity | Common Use | Energy Use | Energy Use / Area | Total Cost | Cost / Unit | Cost / Area |
|--|--------------|--------------------|------------------------|-------------------|--------------|---------------|
| Place: [CLARDY] CLARDY 109 [BUILDING] | | | | | | |
| Area: 70,700 SqFt | | | | | | |
| Billing Period: May 2020 | | | | | | |
| ELECTRIC | 7,966.00 kWh | 27,180 KBtu | 0.384 KBtu/SqFt | \$773.10 | \$0.097 /kWh | \$0.011 /SqFt |
| NATURALGAS | 162.00 CCF | 16,686 KBtu | 0.236 KBtu/SqFt | \$240.12 | \$1.482 /CCF | \$0.003 /SqFt |
| SEWER | 169.00 CCF | | | \$704.61 | \$4.169 /CCF | \$0.010 /SqFt |
| WATER | 455.00 CCF | | | \$1,911.55 | \$4.201 /CCF | \$0.027 /SqFt |
| Totals: | | 43,866 KBtu | 0.620 KBtu/SqFt | \$3,629.38 | | |

Energy

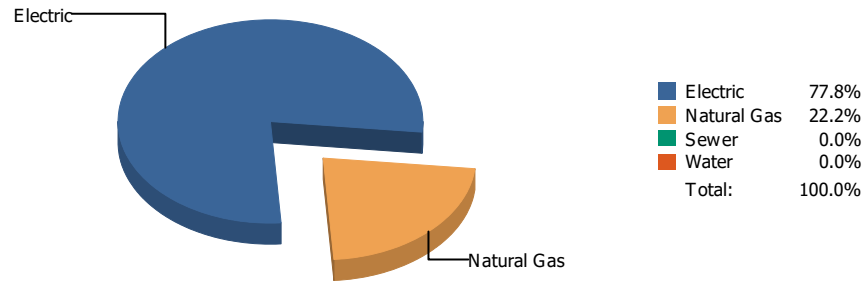


Cost

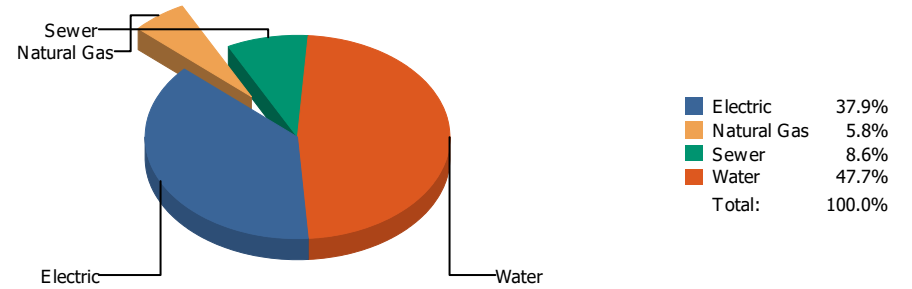


| Commodity | Common Use | Energy Use | Energy Use / Area | Total Cost | Cost / Unit | Cost / Area |
|--|---------------|---------------------|------------------------|-------------------|---------------|---------------|
| Place: [CLENDENIN] CLENDENIN 149 [BUILDING] | | | | | | |
| Area: 62,721 SqFt | | | | | | |
| Billing Period: May 2020 | | | | | | |
| ELECTRIC | 30,508.00 kWh | 104,093 KBtu | 1.660 KBtu/SqFt | \$3,695.61 | \$0.121 /kWh | \$0.059 /SqFt |
| NATURALGAS | 77.00 CCF | 7,931 KBtu | 0.126 KBtu/SqFt | \$117.86 | \$1.531 /CCF | \$0.002 /SqFt |
| SEWER | 2.00 CCF | | | \$110.09 | \$55.045 /CCF | \$0.002 /SqFt |
| WATER | 0.00 CCF | | | \$60.87 | \$0.000 /CCF | \$0.001 /SqFt |
| Totals: | | 112,024 KBtu | 1.786 KBtu/SqFt | \$3,984.43 | | |

Energy

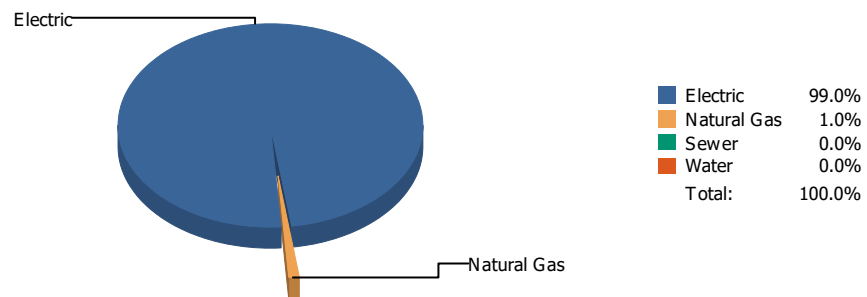


Cost

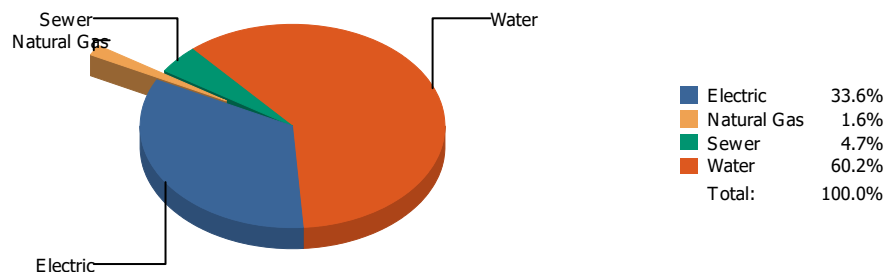


| Commodity | Common Use | Energy Use | Energy Use / Area | Total Cost | Cost / Unit | Cost / Area |
|--|---------------|--------------------|------------------------|-------------------|--------------|---------------|
| Place: [COLDWELL] COLDWELL 110 [BUILDING] | | | | | | |
| Area: 67,310 SqFt | | | | | | |
| Billing Period: May 2020 | | | | | | |
| ELECTRIC | 12,511.00 kWh | 42,688 KBtu | 0.634 KBtu/SqFt | \$2,008.37 | \$0.161 /kWh | \$0.030 /SqFt |
| NATURALGAS | 118.00 CCF | 12,154 KBtu | 0.181 KBtu/SqFt | \$307.84 | \$2.609 /CCF | \$0.004 /SqFt |
| SEWER | 74.00 CCF | | | \$455.44 | \$6.155 /CCF | \$0.007 /SqFt |
| WATER | 294.00 CCF | | | \$2,532.49 | \$8.614 /CCF | \$0.037 /SqFt |
| Totals: | | 54,842 KBtu | 0.815 KBtu/SqFt | \$5,304.14 | | |

Energy

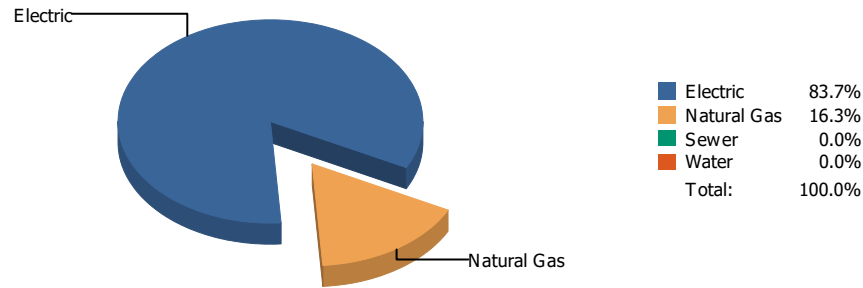


Cost

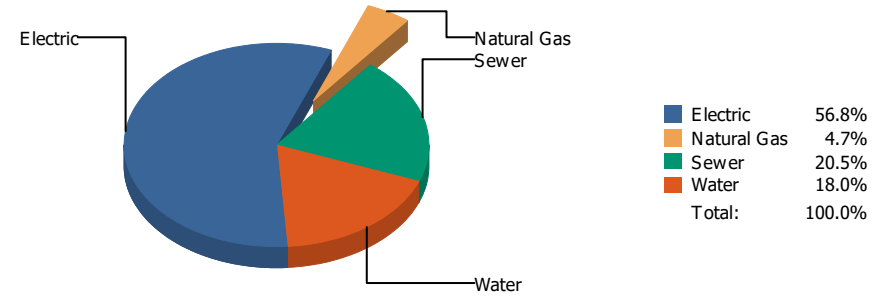


| Commodity | Common Use | Energy Use | Energy Use / Area | Total Cost | Cost / Unit | Cost / Area |
|---|---------------|--------------------|------------------------|--------------------|---------------|---------------|
| Place: [COLLINS] COLLINS 142 [BUILDING] | | | | | | |
| Area: 81,245 SqFt | | | | | | |
| Billing Period: May 2020 | | | | | | |
| ELECTRIC | 21,070.00 kWh | 71,891 KBtu | 0.885 KBtu/SqFt | \$3,639.86 | \$0.173 /kWh | \$0.045 /SqFt |
| NATURALGAS | 7.00 CCF | 721 KBtu | 0.009 KBtu/SqFt | \$175.80 | \$25.114 /CCF | \$0.002 /SqFt |
| SEWER | 126.00 CCF | | | \$505.96 | \$4.016 /CCF | \$0.006 /SqFt |
| WATER | 80.00 CCF | | | \$6,526.36 | \$81.580 /CCF | \$0.080 /SqFt |
| Totals: | | 72,612 KBtu | 0.894 KBtu/SqFt | \$10,847.98 | | |

Energy

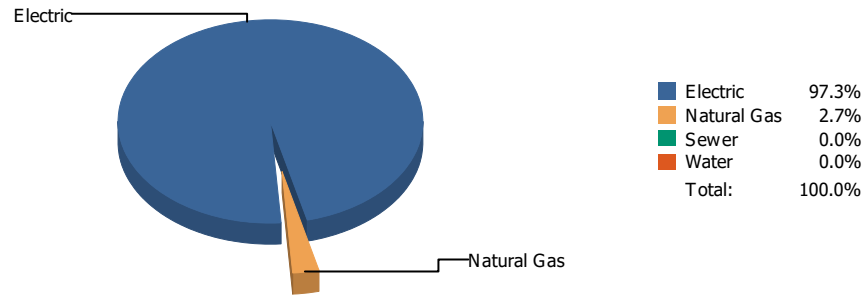


Cost

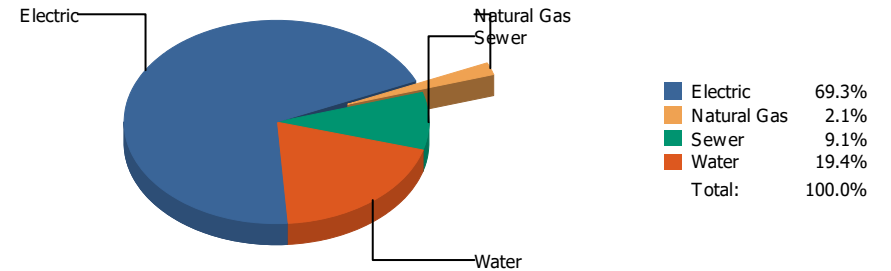


| Commodity | Common Use | Energy Use | Energy Use / Area | Total Cost | Cost / Unit | Cost / Area |
|---|---------------|---------------------|------------------------|-------------------|--------------|---------------|
| Place: [COOLEY] COOLEY 111 [BUILDING] | | | | | | |
| Area: 95,590 SqFt | | | | | | |
| Billing Period: May 2020 | | | | | | |
| ELECTRIC | 30,800.00 kWh | 105,090 KBtu | 1.099 KBtu/SqFt | \$3,066.83 | \$0.100 /kWh | \$0.032 /SqFt |
| NATURALGAS | 198.00 CCF | 20,394 KBtu | 0.213 KBtu/SqFt | \$255.07 | \$1.288 /CCF | \$0.003 /SqFt |
| SEWER | 204.00 CCF | | | \$1,103.89 | \$5.411 /CCF | \$0.011 /SqFt |
| WATER | 204.00 CCF | | | \$970.26 | \$4.756 /CCF | \$0.010 /SqFt |
| Totals: | | 125,484 KBtu | 1.313 KBtu/SqFt | \$5,396.05 | | |

Energy

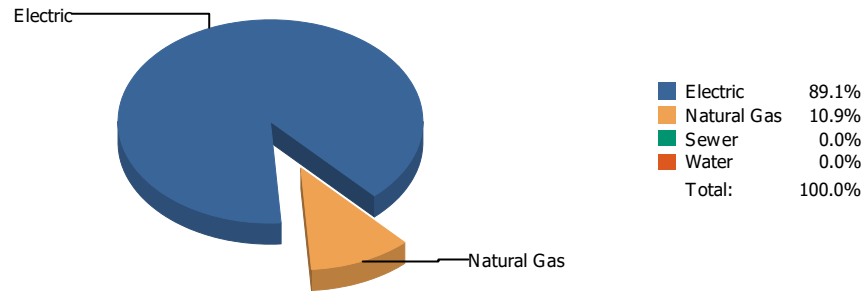


Cost

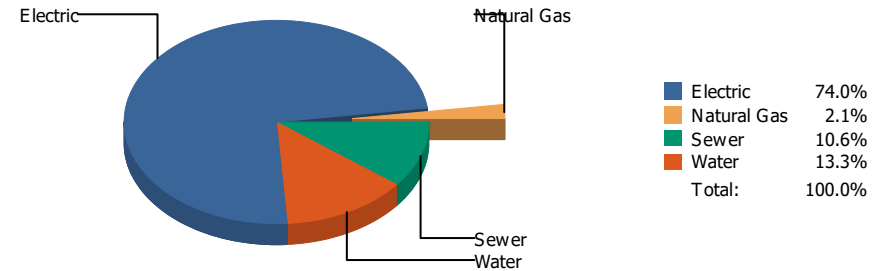


| Commodity | Common Use | Energy Use | Energy Use / Area | Total Cost | Cost / Unit | Cost / Area |
|--|----------------|---------------------|------------------------|--------------------|--------------|---------------|
| Place: [CORONADO] CORONADO 005 [BUILDING] | | | | | | |
| Area: 406,757 SqFt | | | | | | |
| Billing Period: May 2020 | | | | | | |
| ELECTRIC | 123,503.00 kWh | 421,392 KBtu | 1.036 KBtu/SqFt | \$13,314.47 | \$0.108 /kWh | \$0.032 /SqFt |
| NATURALGAS | 112.00 CCF | 11,536 KBtu | 0.028 KBtu/SqFt | \$407.36 | \$3.637 /CCF | \$0.001 /SqFt |
| SEWER | 571.00 CCF | | | \$1,750.75 | \$3.066 /CCF | \$0.004 /SqFt |
| WATER | 1,536.00 CCF | | | \$3,727.05 | \$2.426 /CCF | \$0.009 /SqFt |
| Totals: | | 432,928 KBtu | 1.064 KBtu/SqFt | \$19,199.63 | | |

Energy

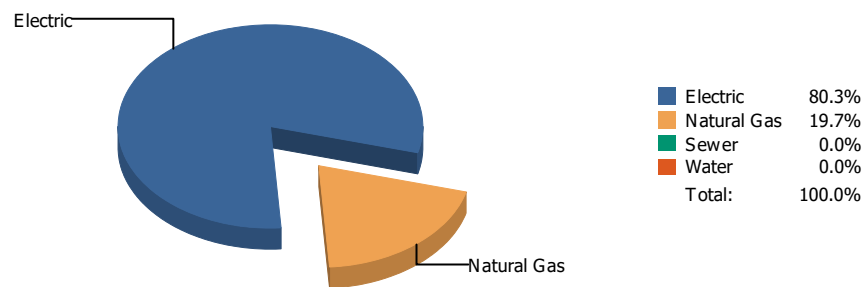


Cost

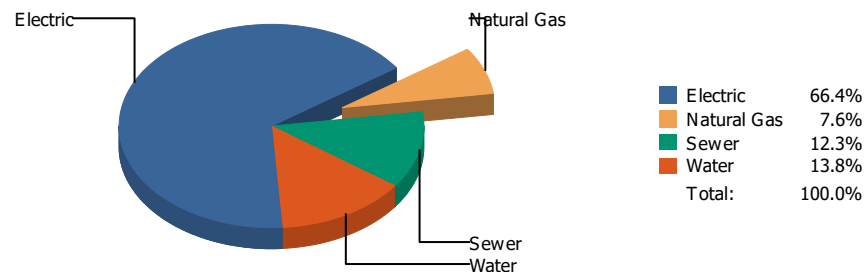


| Commodity | Common Use | Energy Use | Energy Use / Area | Total Cost | Cost / Unit | Cost / Area |
|--|---------------|--------------------|------------------------|-------------------|--------------|---------------|
| Place: [CROCKETT_1] CROCKETT 112 [BUILDING] | | | | | | |
| Area: 92,585 SqFt | | | | | | |
| Billing Period: May 2020 | | | | | | |
| ELECTRIC | 23,530.00 kWh | 80,284 KBtu | 0.867 KBtu/SqFt | \$4,369.88 | \$0.186 /kWh | \$0.047 /SqFt |
| NATURALGAS | 95.00 CCF | 9,785 KBtu | 0.106 KBtu/SqFt | \$125.23 | \$1.318 /CCF | \$0.001 /SqFt |
| SEWER | 144.00 CCF | | | \$628.35 | \$4.364 /CCF | \$0.007 /SqFt |
| WATER | 109.00 CCF | | | \$783.64 | \$7.189 /CCF | \$0.008 /SqFt |
| Totals: | | 90,069 KBtu | 0.973 KBtu/SqFt | \$5,907.10 | | |

Energy

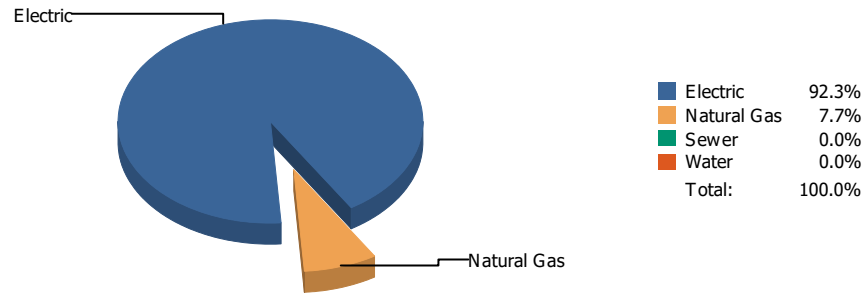


Cost

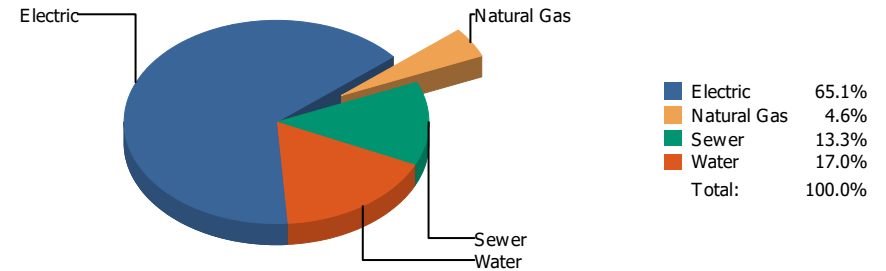


| Commodity | Common Use | Energy Use | Energy Use / Area | Total Cost | Cost / Unit | Cost / Area |
|---|---------------|--------------------|------------------------|-------------------|--------------|---------------|
| Place: [CROSBY] CROSBY 113 [BUILDING] | | | | | | |
| Area: 83,100 SqFt | | | | | | |
| Billing Period: May 2020 | | | | | | |
| ELECTRIC | 13,896.00 kWh | 47,413 KBtu | 0.571 KBtu/SqFt | \$1,918.66 | \$0.138 /kWh | \$0.023 /SqFt |
| NATURALGAS | 113.00 CCF | 11,639 KBtu | 0.140 KBtu/SqFt | \$219.05 | \$1.938 /CCF | \$0.003 /SqFt |
| SEWER | 66.00 CCF | | | \$354.10 | \$5.365 /CCF | \$0.004 /SqFt |
| WATER | 69.00 CCF | | | \$398.05 | \$5.769 /CCF | \$0.005 /SqFt |
| Totals: | | 59,052 KBtu | 0.711 KBtu/SqFt | \$2,889.86 | | |

Energy

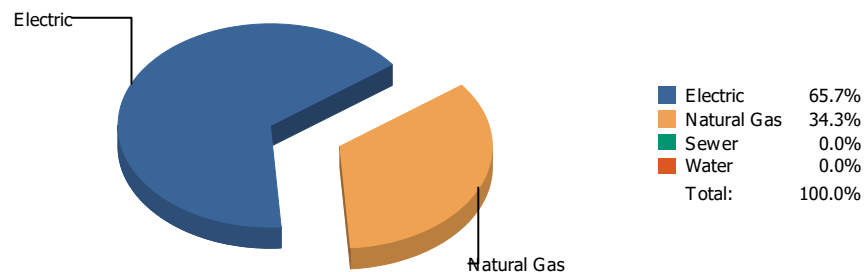


Cost

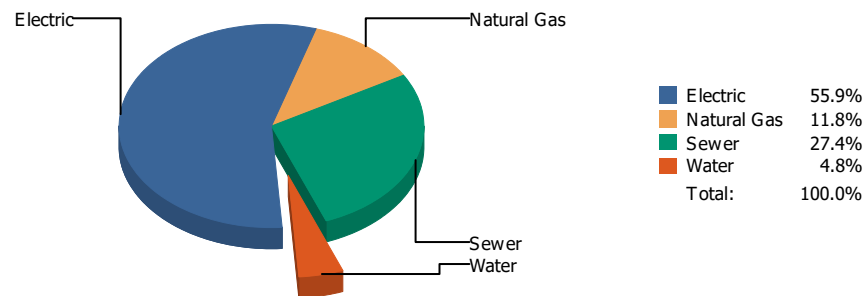


| Commodity | Common Use | Energy Use | Energy Use / Area | Total Cost | Cost / Unit | Cost / Area |
|--|---------------|--------------------|------------------------|-------------------|--------------|---------------|
| Place: [DOUGLASS] DOUGLASS 114 [BUILDING] | | | | | | |
| Area: 86,903 SqFt | | | | | | |
| Billing Period: May 2020 | | | | | | |
| ELECTRIC | 22,535.00 kWh | 76,889 KBtu | 0.885 KBtu/SqFt | \$2,815.47 | \$0.125 /kWh | \$0.032 /SqFt |
| NATURALGAS | 62.00 CCF | 6,386 KBtu | 0.073 KBtu/SqFt | \$198.66 | \$3.204 /CCF | \$0.002 /SqFt |
| SEWER | 132.00 CCF | | | \$576.80 | \$4.370 /CCF | \$0.006 /SqFt |
| WATER | 172.00 CCF | | | \$737.19 | \$4.286 /CCF | \$0.008 /SqFt |
| Totals: | | 83,275 KBtu | 0.958 KBtu/SqFt | \$4,328.12 | | |

Energy

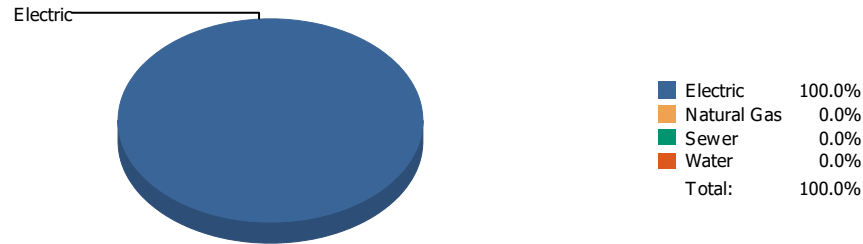


Cost

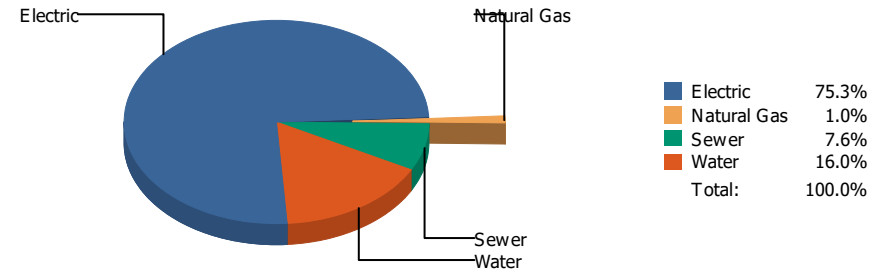


| Commodity | Common Use | Energy Use | Energy Use / Area | Total Cost | Cost / Unit | Cost / Area |
|---|--------------|--------------------|------------------------|-----------------|--------------|---------------|
| Place: [DOWELL] DOWELL 115 [BUILDING] | | | | | | |
| Area: 55,801 SqFt | | | | | | |
| Billing Period: May 2020 | | | | | | |
| ELECTRIC | 3,707.00 kWh | 12,648 KBtu | 0.227 KBtu/SqFt | \$532.28 | \$0.144 /kWh | \$0.009 /SqFt |
| NATURALGAS | 64.00 CCF | 6,592 KBtu | 0.118 KBtu/SqFt | \$112.64 | \$1.760 /CCF | \$0.002 /SqFt |
| SEWER | 82.00 CCF | | | \$261.18 | \$3.185 /CCF | \$0.005 /SqFt |
| WATER | 0.00 CCF | | | \$46.09 | \$0.000 /CCF | \$0.001 /SqFt |
| Totals: | | 19,240 KBtu | 0.345 KBtu/SqFt | \$952.19 | | |

Energy

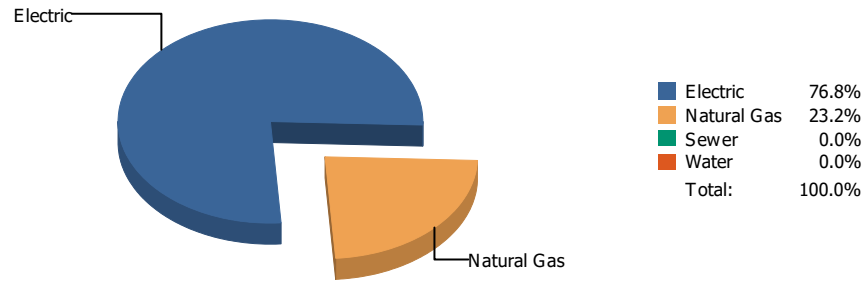


Cost

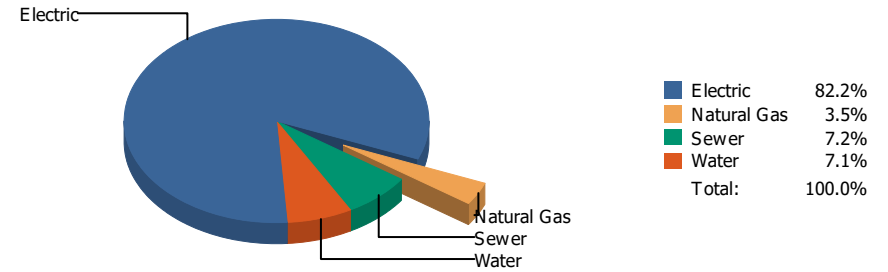


| Commodity | Common Use | Energy Use | Energy Use / Area | Total Cost | Cost / Unit | Cost / Area |
|--|---------------|---------------------|------------------------|-------------------|--------------|---------------|
| Place: [DRHORNEDOMIDDLESCHOOL_1] DR. HORNEDO MIDDLE SCHOOL 058 [BUILDING] | | | | | | |
| Area: 184,871 SqFt | | | | | | |
| Billing Period: May 2020 | | | | | | |
| ELECTRIC | 29,600.00 kWh | 100,995 KBtu | 0.546 KBtu/SqFt | \$6,275.90 | \$0.212 /kWh | \$0.034 /SqFt |
| NATURALGAS | 0.00 CCF | 0 KBtu | 0.000 KBtu/SqFt | \$86.48 | \$0.000 /CCF | \$0.000 /SqFt |
| SEWER | 128.00 CCF | | | \$636.59 | \$4.973 /CCF | \$0.003 /SqFt |
| WATER | 153.00 CCF | | | \$1,331.44 | \$8.702 /CCF | \$0.007 /SqFt |
| Totals: | | 100,995 KBtu | 0.546 KBtu/SqFt | \$8,330.41 | | |

Energy

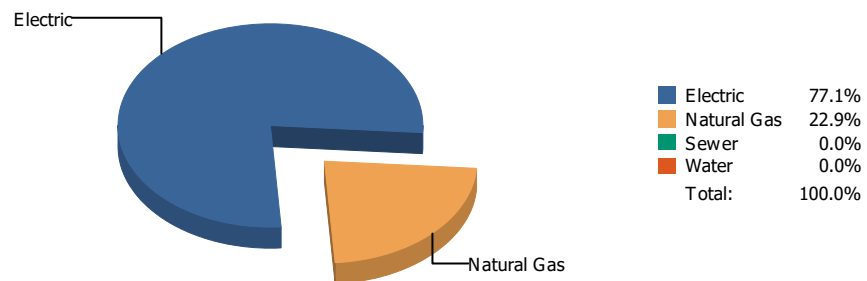


Cost

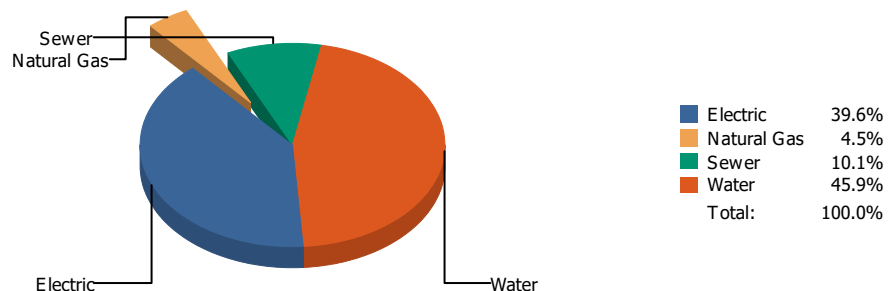


| Commodity | Common Use | Energy Use | Energy Use / Area | Total Cost | Cost / Unit | Cost / Area |
|--|----------------|---------------------|------------------------|--------------------|--------------|---------------|
| Place: [ED-CENTER] ED CENTER 919 [BUILDING] | | | | | | |
| Area: 220,243 SqFt | | | | | | |
| Billing Period: May 2020 | | | | | | |
| ELECTRIC | 160,430.00 kWh | 547,387 KBtu | 2.485 KBtu/SqFt | \$19,090.45 | \$0.119 /kWh | \$0.086 /SqFt |
| NATURALGAS | 1,607.00 CCF | 165,521 KBtu | 0.752 KBtu/SqFt | \$815.56 | \$0.508 /CCF | \$0.004 /SqFt |
| SEWER | 357.00 CCF | | | \$1,660.63 | \$4.652 /CCF | \$0.007 /SqFt |
| WATER | 250.00 CCF | | | \$1,643.87 | \$6.575 /CCF | \$0.007 /SqFt |
| Totals: | | 712,908 KBtu | 3.237 KBtu/SqFt | \$23,210.51 | | |

Energy

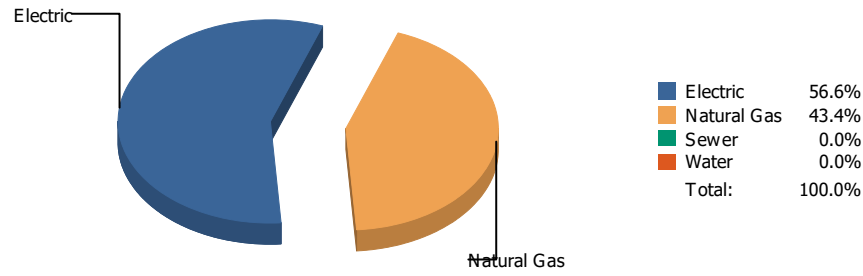


Cost

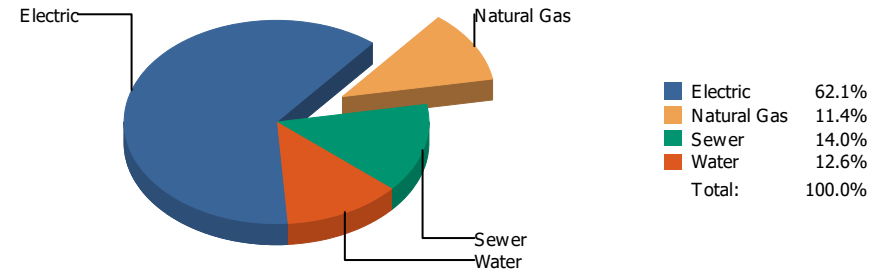


| Commodity | Common Use | Energy Use | Energy Use / Area | Total Cost | Cost / Unit | Cost / Area |
|--|---------------|---------------------|------------------------|--------------------|--------------|---------------|
| Place: [EL-PASO-HIGH] EL PASO HIGH 006 [BUILDING] | | | | | | |
| Area: 236,062 SqFt | | | | | | |
| Billing Period: May 2020 | | | | | | |
| ELECTRIC | 42,637.00 kWh | 145,477 KBtu | 0.616 KBtu/SqFt | \$6,111.01 | \$0.143 /kWh | \$0.025 /SqFt |
| NATURALGAS | 419.00 CCF | 43,157 KBtu | 0.183 KBtu/SqFt | \$689.82 | \$1.646 /CCF | \$0.003 /SqFt |
| SEWER | 395.00 CCF | | | \$1,552.88 | \$3.931 /CCF | \$0.006 /SqFt |
| WATER | 1,256.00 CCF | | | \$7,080.75 | \$5.638 /CCF | \$0.030 /SqFt |
| Totals: | | 188,634 KBtu | 0.799 KBtu/SqFt | \$15,434.46 | | |

Energy

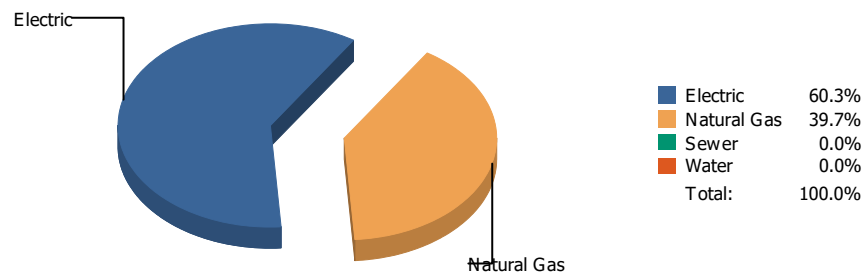


Cost

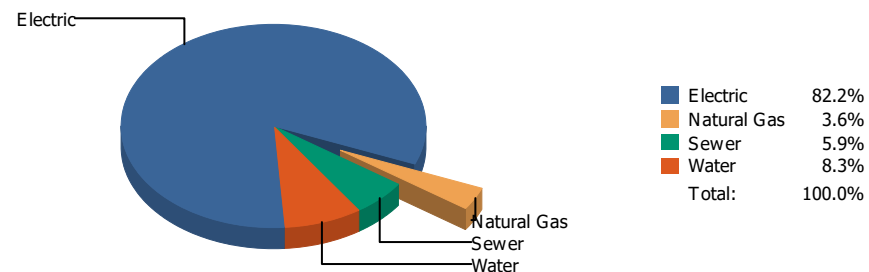


| Commodity | Common Use | Energy Use | Energy Use / Area | Total Cost | Cost / Unit | Cost / Area |
|---|---------------|---------------------|------------------------|-------------------|--------------|---------------|
| Place: [FANNIN] FANNIN 116 [BUILDING] | | | | | | |
| Area: 73,291 SqFt | | | | | | |
| Billing Period: May 2020 | | | | | | |
| ELECTRIC | 17,759.00 kWh | 60,594 KBtu | 0.827 KBtu/SqFt | \$2,419.28 | \$0.136 /kWh | \$0.033 /SqFt |
| NATURALGAS | 451.00 CCF | 46,453 KBtu | 0.634 KBtu/SqFt | \$443.38 | \$0.983 /CCF | \$0.006 /SqFt |
| SEWER | 95.00 CCF | | | \$544.77 | \$5.734 /CCF | \$0.007 /SqFt |
| WATER | 75.00 CCF | | | \$489.75 | \$6.530 /CCF | \$0.007 /SqFt |
| Totals: | | 107,047 KBtu | 1.461 KBtu/SqFt | \$3,897.18 | | |

Energy

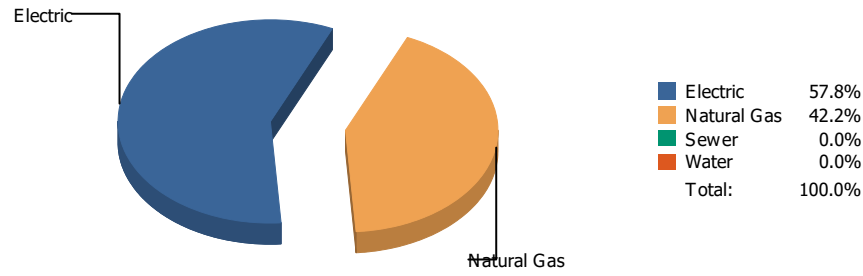


Cost

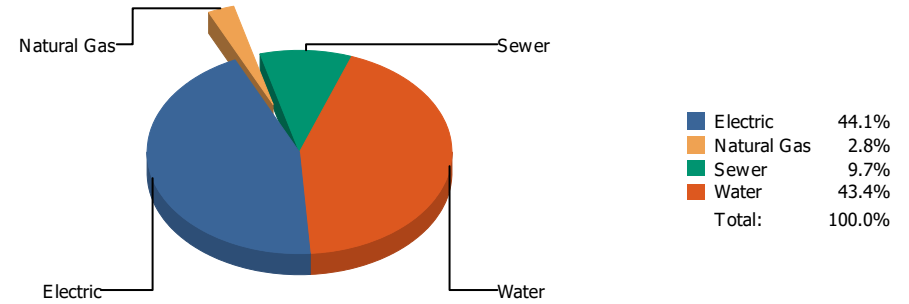


| Commodity | Common Use | Energy Use | Energy Use / Area | Total Cost | Cost / Unit | Cost / Area |
|--|---------------|---------------------|------------------------|--------------------|--------------|---------------|
| Place: [FRANKLIN] FRANKLIN HIGH SCHOOL 010 [BUILDING] | | | | | | |
| Area: 329,377 SqFt | | | | | | |
| Billing Period: May 2020 | | | | | | |
| ELECTRIC | 46,434.00 kWh | 158,433 KBtu | 0.481 KBtu/SqFt | \$13,238.96 | \$0.285 /kWh | \$0.040 /SqFt |
| NATURALGAS | 1,014.00 CCF | 104,442 KBtu | 0.317 KBtu/SqFt | \$584.19 | \$0.576 /CCF | \$0.002 /SqFt |
| SEWER | 272.00 CCF | | | \$947.63 | \$3.484 /CCF | \$0.003 /SqFt |
| WATER | 387.00 CCF | | | \$1,333.80 | \$3.447 /CCF | \$0.004 /SqFt |
| Totals: | | 262,875 KBtu | 0.798 KBtu/SqFt | \$16,104.58 | | |

Energy

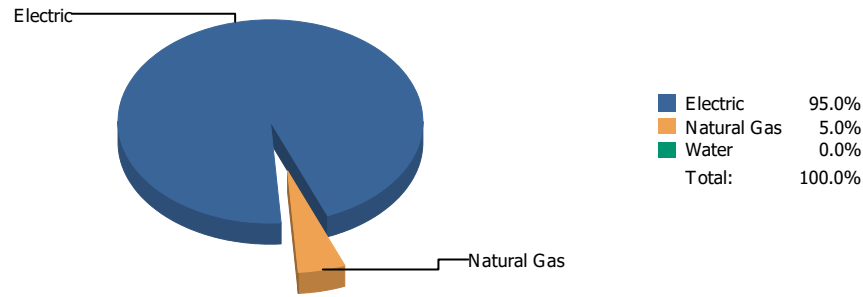


Cost

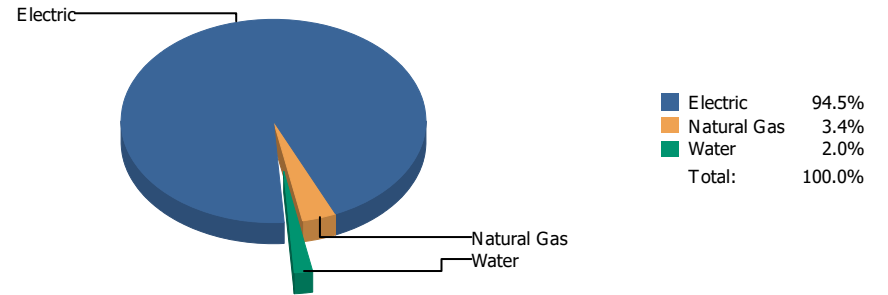


| Commodity | Common Use | Energy Use | Energy Use / Area | Total Cost | Cost / Unit | Cost / Area |
|---|---------------|--------------------|------------------------|-------------------|--------------|---------------|
| Place: [FRANKLIN9THGRADECENTER_2] FRANKLIN 9TH GRADE CENTER 053 [BUILDING] | | | | | | |
| Area: 193,158 SqFt | | | | | | |
| Billing Period: May 2020 | | | | | | |
| ELECTRIC | 16,600.00 kWh | 56,639 KBtu | 0.293 KBtu/SqFt | \$3,940.39 | \$0.237 /kWh | \$0.020 /SqFt |
| NATURALGAS | 402.00 CCF | 41,406 KBtu | 0.214 KBtu/SqFt | \$253.18 | \$0.630 /CCF | \$0.001 /SqFt |
| SEWER | 234.00 CCF | | | \$865.55 | \$3.699 /CCF | \$0.004 /SqFt |
| WATER | 1,727.00 CCF | | | \$3,885.56 | \$2.250 /CCF | \$0.020 /SqFt |
| Totals: | | 98,045 KBtu | 0.508 KBtu/SqFt | \$8,944.68 | | |

Energy

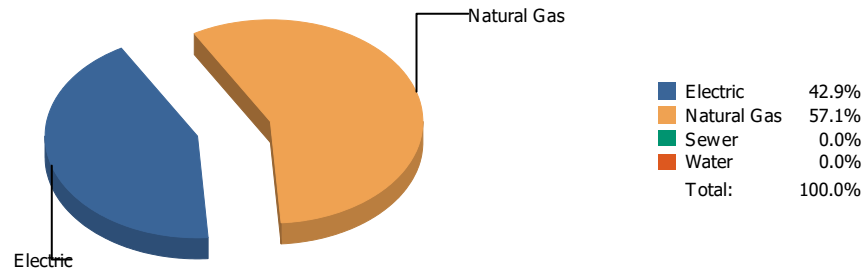


Cost

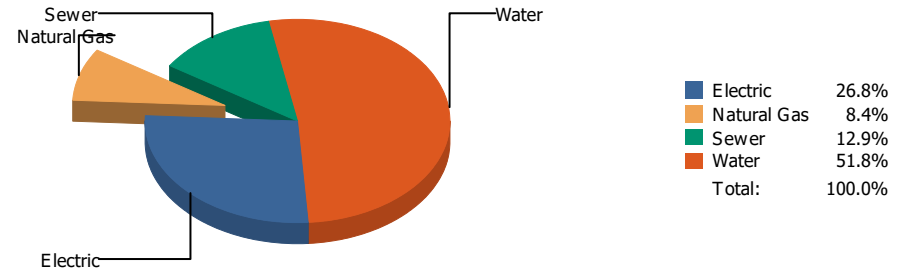


| Commodity | Common Use | Energy Use | Energy Use / Area | Total Cost | Cost / Unit | Cost / Area |
|--|---------------|--------------------|------------------------|-------------------|--------------|---------------|
| Place: [GAMBLE] JAMES GAMBLE WAREHOUSE [BUILDING] | | | | | | |
| Area: 53,241 SqFt | | | | | | |
| Billing Period: May 2020 | | | | | | |
| ELECTRIC | 21,700.00 kWh | 74,040 KBtu | 1.391 KBtu/SqFt | \$2,797.09 | \$0.129 /kWh | \$0.053 /SqFt |
| NATURALGAS | 38.00 CCF | 3,914 KBtu | 0.074 KBtu/SqFt | \$102.06 | \$2.686 /CCF | \$0.002 /SqFt |
| WATER | 0.00 CCF | | | \$59.49 | \$0.000 /CCF | \$0.001 /SqFt |
| Totals: | | 77,954 KBtu | 1.464 KBtu/SqFt | \$2,958.64 | | |

Energy

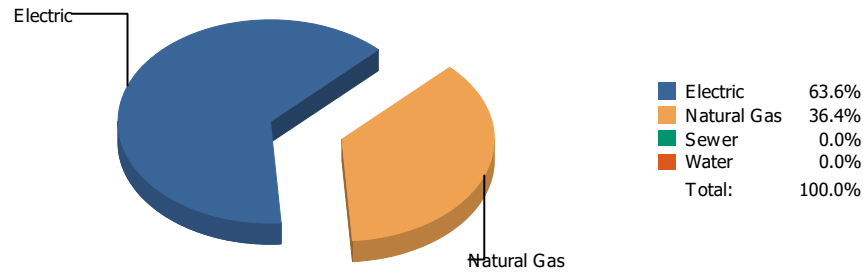


Cost

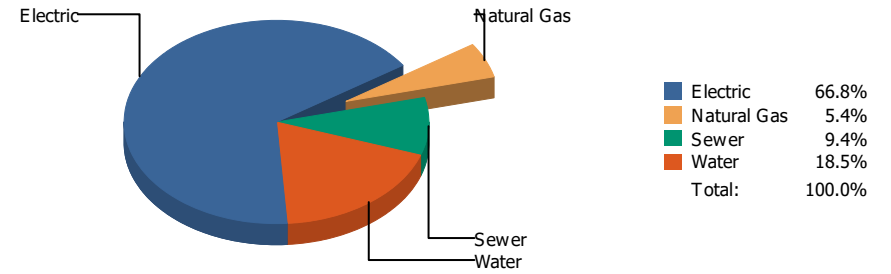


| Commodity | Common Use | Energy Use | Energy Use / Area | Total Cost | Cost / Unit | Cost / Area |
|--|---------------|---------------------|------------------------|-------------------|--------------|---------------|
| Place: [GREEN] GREEN ELEMENTARY SCHOOL 162 [BUILDING] | | | | | | |
| Area: 88,156 SqFt | | | | | | |
| Billing Period: May 2020 | | | | | | |
| ELECTRIC | 15,300.00 kWh | 52,204 KBtu | 0.592 KBtu/SqFt | \$1,416.55 | \$0.093 /kWh | \$0.016 /SqFt |
| NATURALGAS | 675.00 CCF | 69,525 KBtu | 0.789 KBtu/SqFt | \$444.55 | \$0.659 /CCF | \$0.005 /SqFt |
| SEWER | 100.00 CCF | | | \$681.88 | \$6.819 /CCF | \$0.008 /SqFt |
| WATER | 435.00 CCF | | | \$2,734.28 | \$6.286 /CCF | \$0.031 /SqFt |
| Totals: | | 121,729 KBtu | 1.381 KBtu/SqFt | \$5,277.26 | | |

Energy

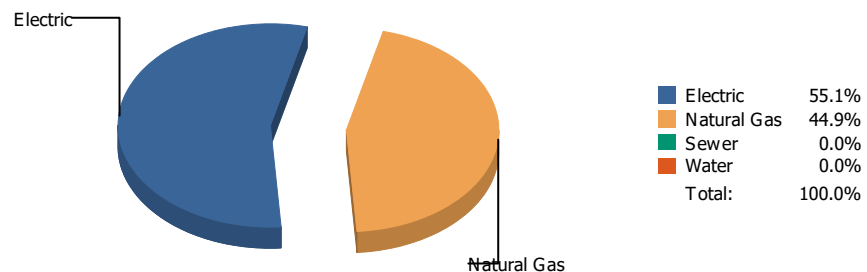


Cost

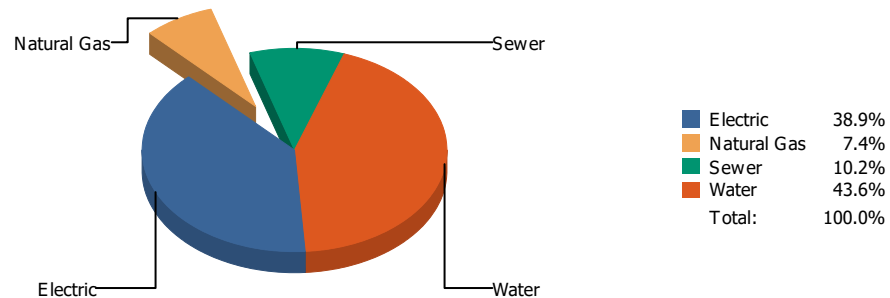


| Commodity | Common Use | Energy Use | Energy Use / Area | Total Cost | Cost / Unit | Cost / Area |
|--|---------------|--------------------|------------------------|-------------------|--------------|---------------|
| Place: [GUERRERO] ROSA GUERRERO ELEMENTARY 163 [BUILDING] | | | | | | |
| Area: 88,641 SqFt | | | | | | |
| Billing Period: May 2020 | | | | | | |
| ELECTRIC | 17,440.00 kWh | 59,505 KBtu | 0.671 KBtu/SqFt | \$3,850.04 | \$0.221 /kWh | \$0.043 /SqFt |
| NATURALGAS | 331.00 CCF | 34,093 KBtu | 0.385 KBtu/SqFt | \$310.42 | \$0.938 /CCF | \$0.003 /SqFt |
| SEWER | 93.00 CCF | | | \$540.45 | \$5.811 /CCF | \$0.006 /SqFt |
| WATER | 391.00 CCF | | | \$1,065.99 | \$2.726 /CCF | \$0.012 /SqFt |
| Totals: | | 93,598 KBtu | 1.056 KBtu/SqFt | \$5,766.90 | | |

Energy

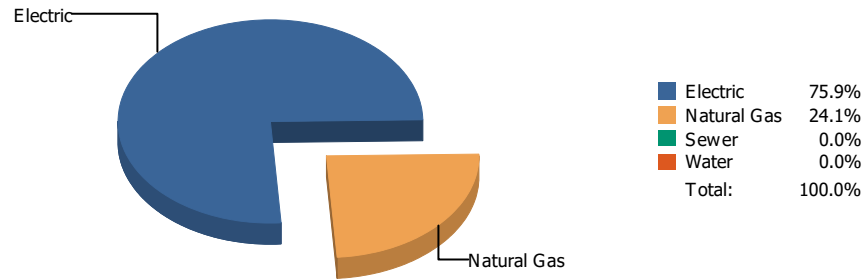


Cost

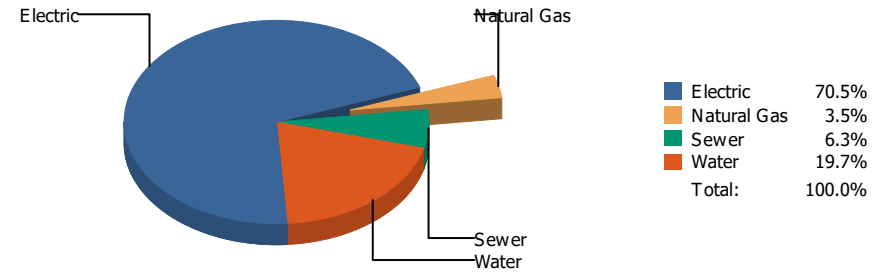


| Commodity | Common Use | Energy Use | Energy Use / Area | Total Cost | Cost / Unit | Cost / Area |
|---|---------------|---------------------|------------------------|-------------------|--------------|---------------|
| Place: [GUILLEN] GUILLEN 044 [BUILDING] | | | | | | |
| Area: 223,773 SqFt | | | | | | |
| Billing Period: May 2020 | | | | | | |
| ELECTRIC | 32,871.00 kWh | 112,156 KBtu | 0.501 KBtu/SqFt | \$2,847.30 | \$0.087 /kWh | \$0.013 /SqFt |
| NATURALGAS | 888.00 CCF | 91,464 KBtu | 0.409 KBtu/SqFt | \$538.12 | \$0.606 /CCF | \$0.002 /SqFt |
| SEWER | 187.00 CCF | | | \$743.49 | \$3.976 /CCF | \$0.003 /SqFt |
| WATER | 684.00 CCF | | | \$3,188.87 | \$4.662 /CCF | \$0.014 /SqFt |
| Totals: | | 203,620 KBtu | 0.910 KBtu/SqFt | \$7,317.78 | | |

Energy

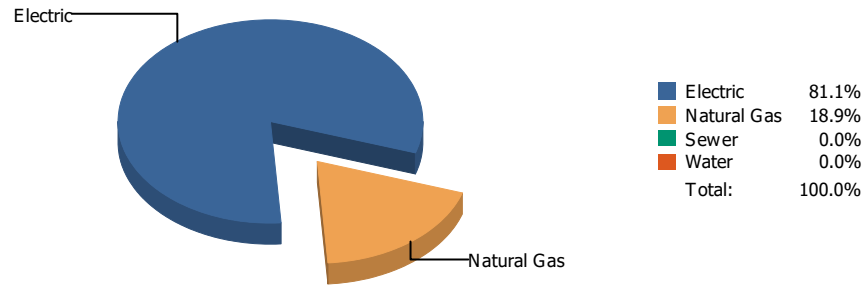


Cost

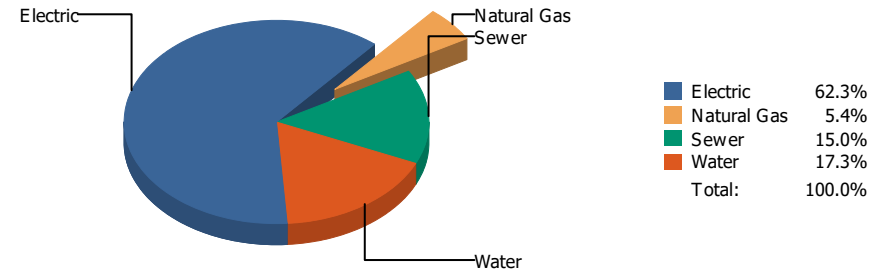


| Commodity | Common Use | Energy Use | Energy Use / Area | Total Cost | Cost / Unit | Cost / Area |
|---|---------------|---------------------|------------------------|-------------------|--------------|---------------|
| Place: [HART] HART 118 [BUILDING] | | | | | | |
| Area: 63,357 SqFt | | | | | | |
| Billing Period: May 2020 | | | | | | |
| ELECTRIC | 31,680.00 kWh | 108,092 KBtu | 1.706 KBtu/SqFt | \$4,507.37 | \$0.142 /kWh | \$0.071 /SqFt |
| NATURALGAS | 333.00 CCF | 34,299 KBtu | 0.541 KBtu/SqFt | \$224.51 | \$0.674 /CCF | \$0.004 /SqFt |
| SEWER | 77.00 CCF | | | \$400.12 | \$5.196 /CCF | \$0.006 /SqFt |
| WATER | 170.00 CCF | | | \$1,257.23 | \$7.395 /CCF | \$0.020 /SqFt |
| Totals: | | 142,391 KBtu | 2.247 KBtu/SqFt | \$6,389.23 | | |

Energy

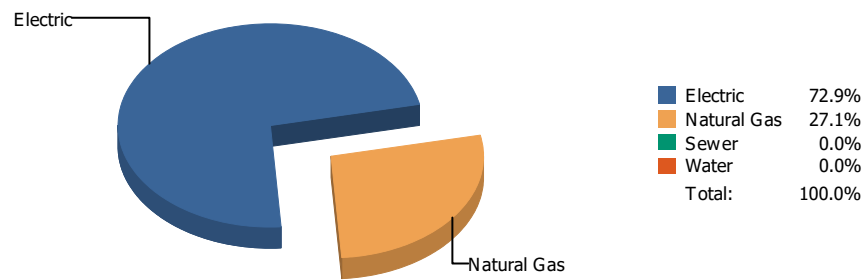


Cost

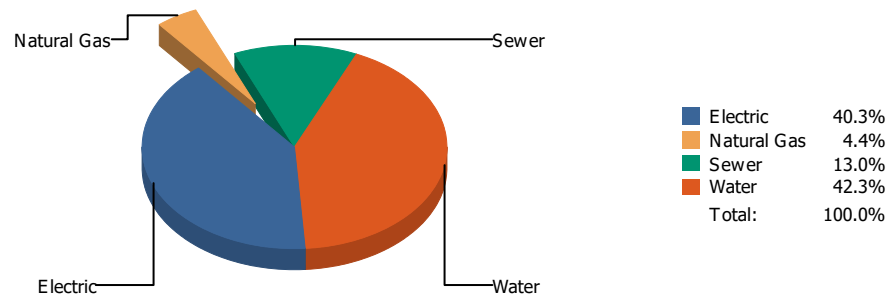


| Commodity | Common Use | Energy Use | Energy Use / Area | Total Cost | Cost / Unit | Cost / Area |
|--|---------------|--------------------|------------------------|-------------------|--------------|---------------|
| Place: [HAWKINS] HAWKINS 119 [BUILDING] | | | | | | |
| Area: 57,207 SqFt | | | | | | |
| Billing Period: May 2020 | | | | | | |
| ELECTRIC | 16,745.00 kWh | 57,134 KBtu | 0.999 KBtu/SqFt | \$1,628.79 | \$0.097 /kWh | \$0.028 /SqFt |
| NATURALGAS | 129.00 CCF | 13,287 KBtu | 0.232 KBtu/SqFt | \$139.96 | \$1.085 /CCF | \$0.002 /SqFt |
| SEWER | 84.00 CCF | | | \$392.98 | \$4.678 /CCF | \$0.007 /SqFt |
| WATER | 81.00 CCF | | | \$451.42 | \$5.573 /CCF | \$0.008 /SqFt |
| Totals: | | 70,421 KBtu | 1.231 KBtu/SqFt | \$2,613.15 | | |

Energy

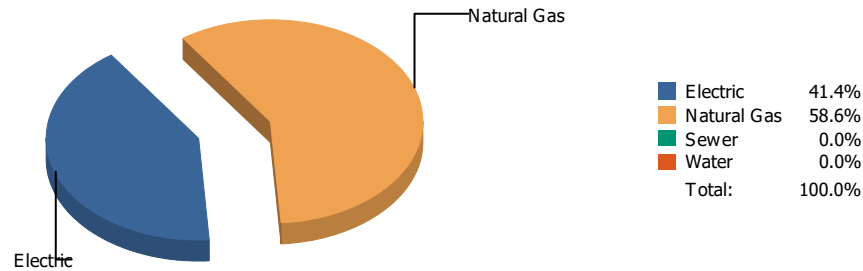


Cost

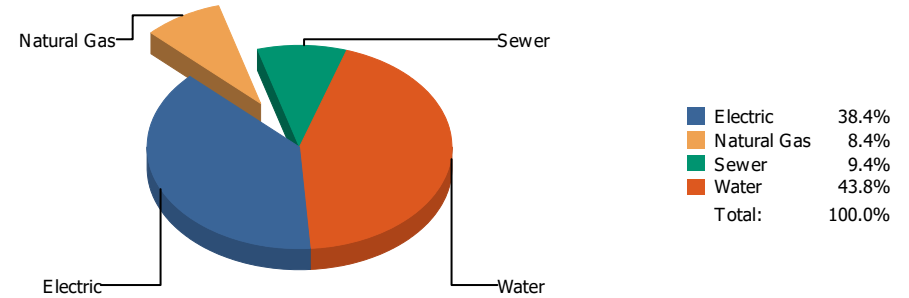


| Commodity | Common Use | Energy Use | Energy Use / Area | Total Cost | Cost / Unit | Cost / Area |
|--|---------------|--------------------|------------------------|-------------------|--------------|---------------|
| Place: [HENDERSO] HENDERSON 041 [BUILDING] | | | | | | |
| Area: 145,254 SqFt | | | | | | |
| Billing Period: May 2020 | | | | | | |
| ELECTRIC | 14,051.00 kWh | 47,942 KBtu | 0.330 KBtu/SqFt | \$1,441.11 | \$0.103 /kWh | \$0.010 /SqFt |
| NATURALGAS | 173.00 CCF | 17,819 KBtu | 0.123 KBtu/SqFt | \$158.23 | \$0.915 /CCF | \$0.001 /SqFt |
| SEWER | 166.00 CCF | | | \$464.33 | \$2.797 /CCF | \$0.003 /SqFt |
| WATER | 402.00 CCF | | | \$1,513.73 | \$3.765 /CCF | \$0.010 /SqFt |
| Totals: | | 65,761 KBtu | 0.453 KBtu/SqFt | \$3,577.40 | | |

Energy



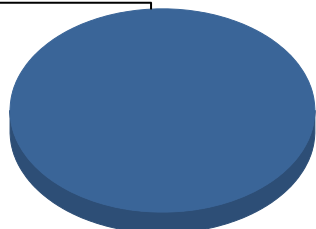
Cost



| Commodity | Common Use | Energy Use | Energy Use / Area | Total Cost | Cost / Unit | Cost / Area |
|---|---------------|---------------------|------------------------|-------------------|--------------|---------------|
| Place: [HERRERA_1] HERRERA ELEMENTARY 174 [BUILDING] | | | | | | |
| Area: 86,275 SqFt | | | | | | |
| Billing Period: May 2020 | | | | | | |
| ELECTRIC | 25,000.00 kWh | 85,300 KBtu | 0.989 KBtu/SqFt | \$2,553.01 | \$0.102 /kWh | \$0.030 /SqFt |
| NATURALGAS | 1,171.00 CCF | 120,613 KBtu | 1.398 KBtu/SqFt | \$557.65 | \$0.476 /CCF | \$0.006 /SqFt |
| SEWER | 124.00 CCF | | | \$627.95 | \$5.064 /CCF | \$0.007 /SqFt |
| WATER | 468.00 CCF | | | \$2,911.49 | \$6.221 /CCF | \$0.034 /SqFt |
| Totals: | | 205,913 KBtu | 2.387 KBtu/SqFt | \$6,650.10 | | |

Energy

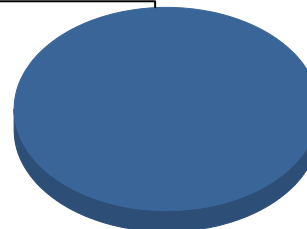
Electric



■ Electric 100.0%
Total: 100.0%

Cost

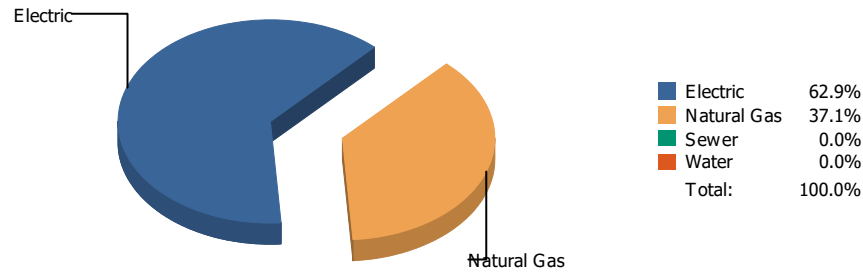
Electric



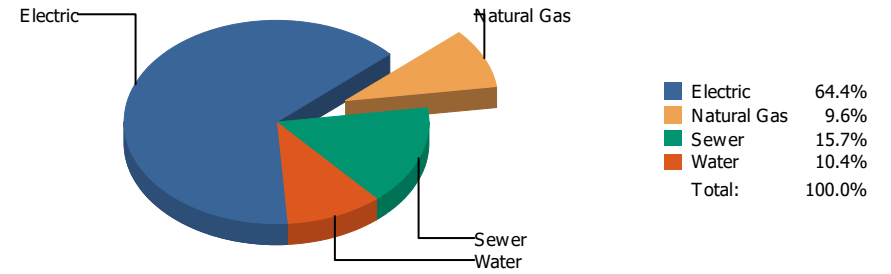
■ Electric 100.0%
Total: 100.0%

| Commodity | Common Use | Energy Use | Energy Use / Area | Total Cost | Cost / Unit | Cost / Area |
|--|---------------|--------------------|------------------------|-------------------|--------------|---------------|
| Place: [HIGHLAND] HIGHLAND/ANNEX 120 [BUILDING] | | | | | | |
| Area: 33,705 SqFt | | | | | | |
| Billing Period: May 2020 | | | | | | |
| ELECTRIC | 29,080.00 kWh | 99,221 KBtu | 2.944 KBtu/SqFt | \$2,503.05 | \$0.086 /kWh | \$0.074 /SqFt |
| Totals: | | 99,221 KBtu | 2.944 KBtu/SqFt | \$2,503.05 | | |

Energy

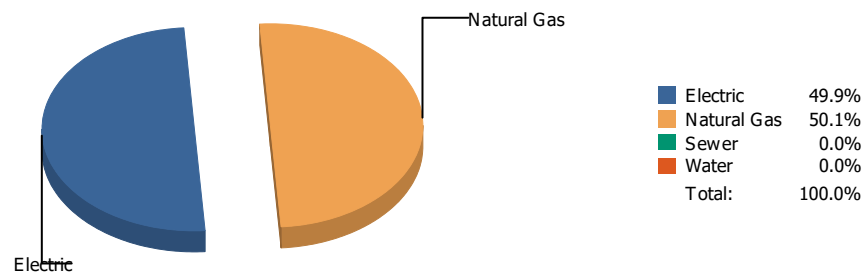


Cost

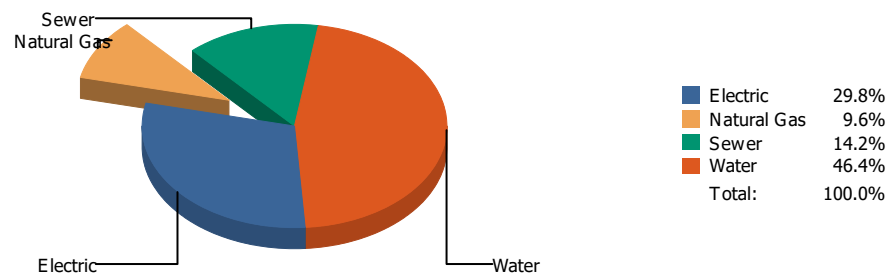


| Commodity | Common Use | Energy Use | Energy Use / Area | Total Cost | Cost / Unit | Cost / Area |
|--|---------------|--------------------|------------------------|-------------------|--------------|---------------|
| Place: [HILLSIDE] HILLSIDE 121 [BUILDING] | | | | | | |
| Area: 80,656 SqFt | | | | | | |
| Billing Period: May 2020 | | | | | | |
| ELECTRIC | 10,814.00 kWh | 36,897 KBtu | 0.457 KBtu/SqFt | \$2,338.51 | \$0.216 /kWh | \$0.029 /SqFt |
| NATURALGAS | 211.00 CCF | 21,733 KBtu | 0.269 KBtu/SqFt | \$346.97 | \$1.644 /CCF | \$0.004 /SqFt |
| SEWER | 106.00 CCF | | | \$568.53 | \$5.363 /CCF | \$0.007 /SqFt |
| WATER | 49.00 CCF | | | \$376.05 | \$7.674 /CCF | \$0.005 /SqFt |
| Totals: | | 58,630 KBtu | 0.727 KBtu/SqFt | \$3,630.06 | | |

Energy

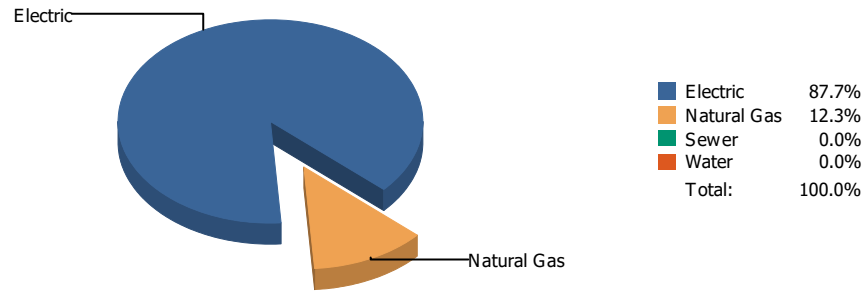


Cost

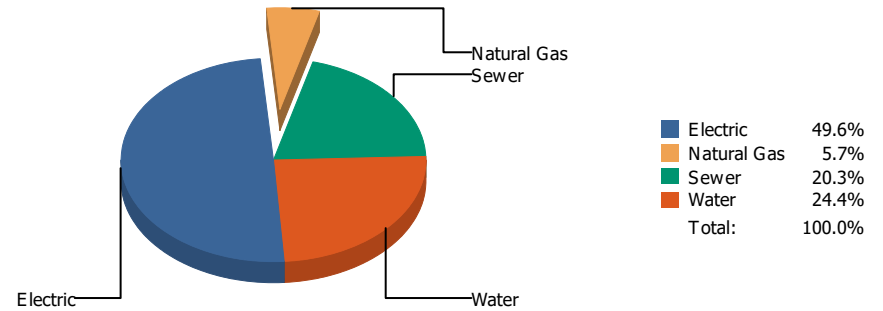


| Commodity | Common Use | Energy Use | Energy Use / Area | Total Cost | Cost / Unit | Cost / Area |
|---|--------------|--------------------|------------------------|-------------------|---------------|---------------|
| Place: [HOUSTON] HOUSTON 122 [BUILDING] | | | | | | |
| Area: 84,178 SqFt | | | | | | |
| Billing Period: May 2020 | | | | | | |
| ELECTRIC | 7,600.00 kWh | 25,931 KBtu | 0.308 KBtu/SqFt | \$857.60 | \$0.113 /kWh | \$0.010 /SqFt |
| NATURALGAS | 253.00 CCF | 26,059 KBtu | 0.310 KBtu/SqFt | \$276.15 | \$1.092 /CCF | \$0.003 /SqFt |
| SEWER | 32.00 CCF | | | \$408.69 | \$12.772 /CCF | \$0.005 /SqFt |
| WATER | 303.00 CCF | | | \$1,334.72 | \$4.405 /CCF | \$0.016 /SqFt |
| Totals: | | 51,990 KBtu | 0.618 KBtu/SqFt | \$2,877.16 | | |

Energy

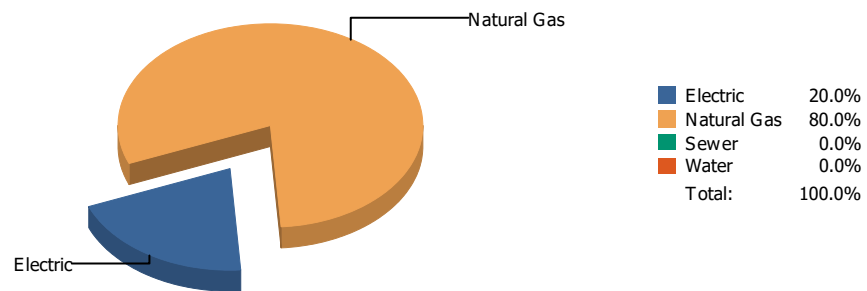


Cost

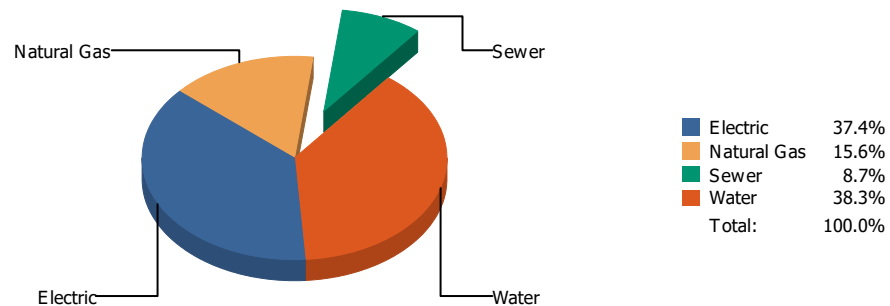


| Commodity | Common Use | Energy Use | Energy Use / Area | Total Cost | Cost / Unit | Cost / Area |
|---|---------------|--------------------|------------------------|-------------------|--------------|---------------|
| Place: [HUGHEY] HUGHEY 123 [BUILDING] | | | | | | |
| Area: 74,815 SqFt | | | | | | |
| Billing Period: May 2020 | | | | | | |
| ELECTRIC | 14,885.00 kWh | 50,788 KBtu | 0.679 KBtu/SqFt | \$2,526.77 | \$0.170 /kWh | \$0.034 /SqFt |
| NATURALGAS | 69.00 CCF | 7,107 KBtu | 0.095 KBtu/SqFt | \$288.19 | \$4.177 /CCF | \$0.004 /SqFt |
| SEWER | 273.00 CCF | | | \$1,035.02 | \$3.791 /CCF | \$0.014 /SqFt |
| WATER | 391.00 CCF | | | \$1,240.70 | \$3.173 /CCF | \$0.016 /SqFt |
| Totals: | | 57,895 KBtu | 0.774 KBtu/SqFt | \$5,090.68 | | |

Energy

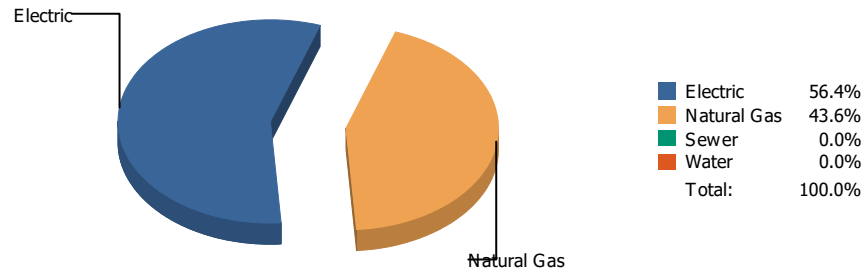


Cost

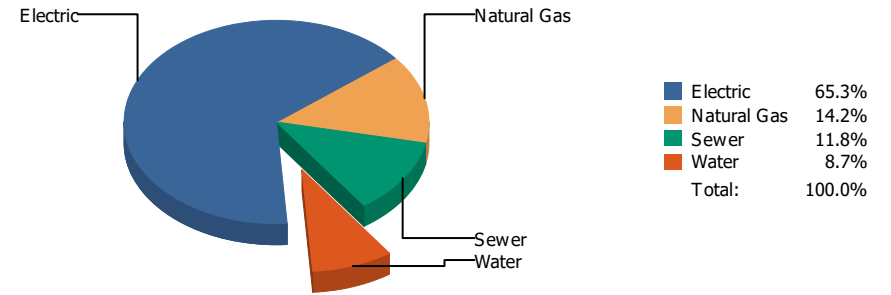


| Commodity | Common Use | Energy Use | Energy Use / Area | Total Cost | Cost / Unit | Cost / Area |
|---|---------------|---------------------|------------------------|--------------------|--------------|---------------|
| Place: [IRVIN] IRVIN 008 [BUILDING] | | | | | | |
| Area: 303,804 SqFt | | | | | | |
| Billing Period: May 2020 | | | | | | |
| ELECTRIC | 47,072.00 kWh | 160,610 KBtu | 0.529 KBtu/SqFt | \$5,988.32 | \$0.127 /kWh | \$0.019 /SqFt |
| NATURALGAS | 6,233.00 CCF | 641,999 KBtu | 2.113 KBtu/SqFt | \$2,505.47 | \$0.402 /CCF | \$0.008 /SqFt |
| SEWER | 537.00 CCF | | | \$1,393.72 | \$2.595 /CCF | \$0.005 /SqFt |
| WATER | 1,550.00 CCF | | | \$6,126.88 | \$3.953 /CCF | \$0.020 /SqFt |
| Totals: | | 802,609 KBtu | 2.642 KBtu/SqFt | \$16,014.39 | | |

Energy

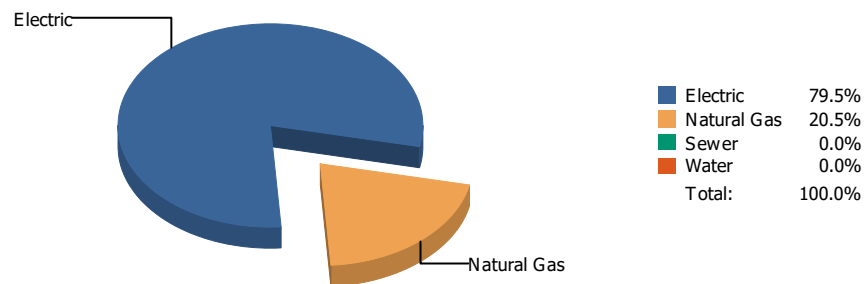


Cost

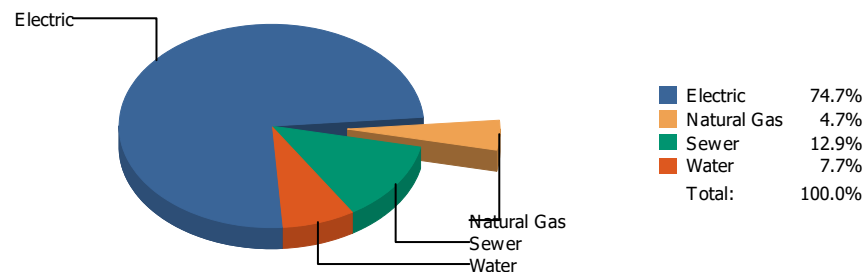


| Commodity | Common Use | Energy Use | Energy Use / Area | Total Cost | Cost / Unit | Cost / Area |
|---|---------------|---------------------|------------------------|--------------------|--------------|---------------|
| Place: [JEFFERSN] JEFFERSON 009 [BUILDING] | | | | | | |
| Area: 257,708 SqFt | | | | | | |
| Billing Period: May 2020 | | | | | | |
| ELECTRIC | 78,154.00 kWh | 266,661 KBtu | 1.035 KBtu/SqFt | \$6,978.88 | \$0.089 /kWh | \$0.027 /SqFt |
| NATURALGAS | 2,001.00 CCF | 206,103 KBtu | 0.800 KBtu/SqFt | \$1,515.02 | \$0.757 /CCF | \$0.006 /SqFt |
| SEWER | 313.00 CCF | | | \$1,261.60 | \$4.031 /CCF | \$0.005 /SqFt |
| WATER | 148.00 CCF | | | \$924.28 | \$6.245 /CCF | \$0.003 /SqFt |
| Totals: | | 472,764 KBtu | 1.834 KBtu/SqFt | \$10,679.78 | | |

Energy

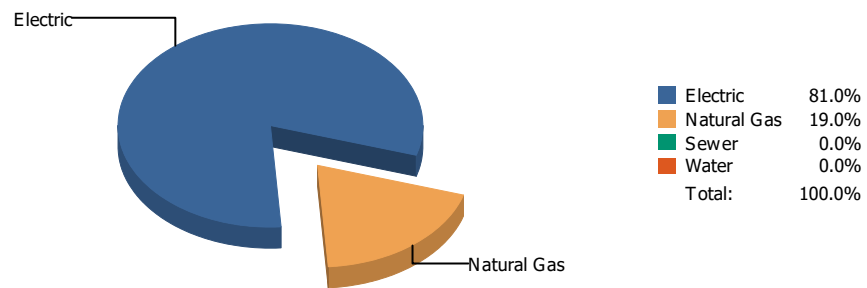


Cost

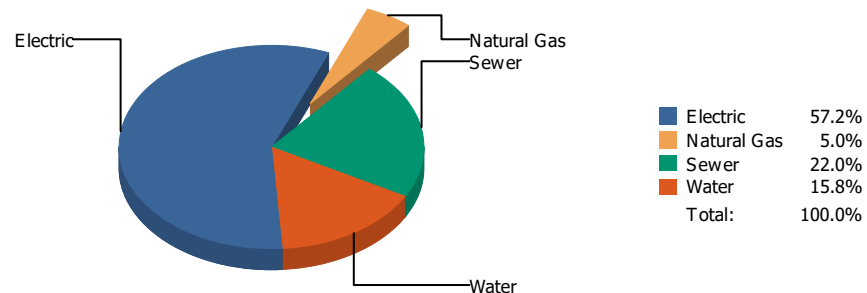


| Commodity | Common Use | Energy Use | Energy Use / Area | Total Cost | Cost / Unit | Cost / Area |
|---|---------------|--------------------|------------------------|-------------------|---------------|---------------|
| Place: [JOHNSON] L.B. JOHNSON 155 [BUILDING] | | | | | | |
| Area: 87,993 SqFt | | | | | | |
| Billing Period: May 2020 | | | | | | |
| ELECTRIC | 19,900.00 kWh | 67,899 KBtu | 0.772 KBtu/SqFt | \$2,485.35 | \$0.125 /kWh | \$0.028 /SqFt |
| NATURALGAS | 170.00 CCF | 17,510 KBtu | 0.199 KBtu/SqFt | \$155.81 | \$0.917 /CCF | \$0.002 /SqFt |
| SEWER | 91.00 CCF | | | \$430.36 | \$4.729 /CCF | \$0.005 /SqFt |
| WATER | 8.00 CCF | | | \$254.53 | \$31.816 /CCF | \$0.003 /SqFt |
| Totals: | | 85,409 KBtu | 0.971 KBtu/SqFt | \$3,326.05 | | |

Energy

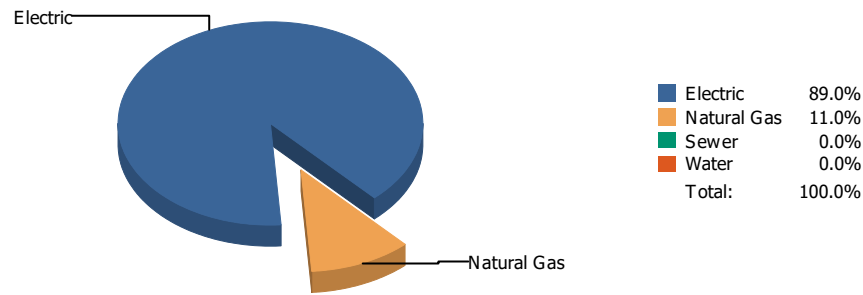


Cost

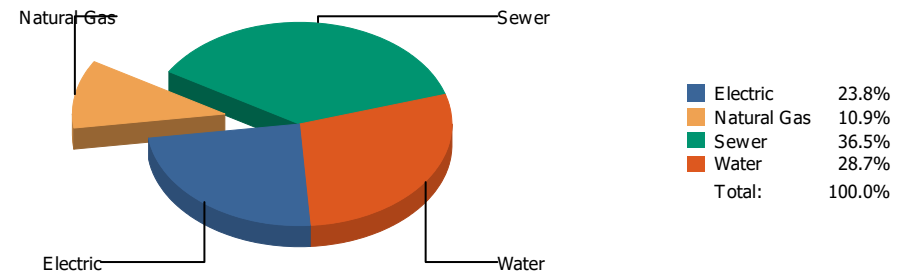


| Commodity | Common Use | Energy Use | Energy Use / Area | Total Cost | Cost / Unit | Cost / Area |
|---|---------------|--------------------|------------------------|-------------------|--------------|---------------|
| Place: [KOHLBERG] KOHLBERG ELEMENTARY [BUILDING] | | | | | | |
| Area: 99,884 SqFt | | | | | | |
| Billing Period: May 2020 | | | | | | |
| ELECTRIC | 13,860.00 kWh | 47,290 KBtu | 0.473 KBtu/SqFt | \$2,504.66 | \$0.181 /kWh | \$0.025 /SqFt |
| NATURALGAS | 108.00 CCF | 11,124 KBtu | 0.111 KBtu/SqFt | \$217.76 | \$2.016 /CCF | \$0.002 /SqFt |
| SEWER | 300.00 CCF | | | \$965.86 | \$3.220 /CCF | \$0.010 /SqFt |
| WATER | 171.00 CCF | | | \$694.20 | \$4.060 /CCF | \$0.007 /SqFt |
| Totals: | | 58,414 KBtu | 0.585 KBtu/SqFt | \$4,382.48 | | |

Energy

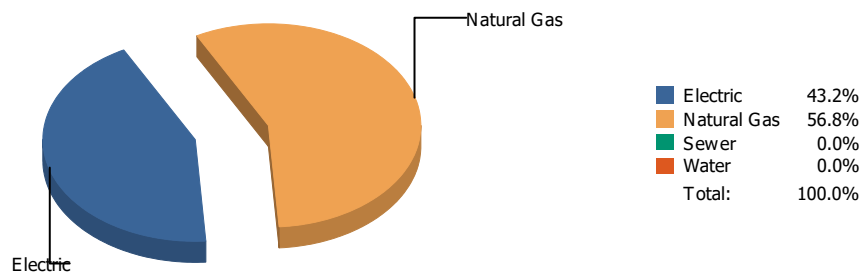


Cost

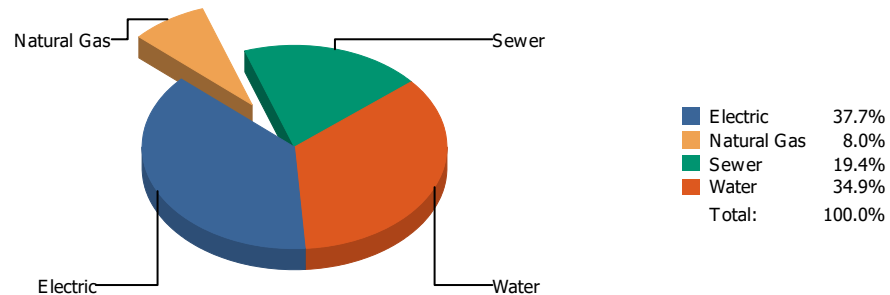


| Commodity | Common Use | Energy Use | Energy Use / Area | Total Cost | Cost / Unit | Cost / Area |
|--|--------------|--------------------|------------------------|-------------------|--------------|---------------|
| Place: [LAMAR] LAMAR 125 [BUILDING] | | | | | | |
| Area: 76,252 SqFt | | | | | | |
| Billing Period: May 2020 | | | | | | |
| ELECTRIC | 8,100.00 kWh | 27,637 KBtu | 0.362 KBtu/SqFt | \$595.18 | \$0.073 /kWh | \$0.008 /SqFt |
| NATURALGAS | 33.00 CCF | 3,399 KBtu | 0.045 KBtu/SqFt | \$272.89 | \$8.269 /CCF | \$0.004 /SqFt |
| SEWER | 157.00 CCF | | | \$912.49 | \$5.812 /CCF | \$0.012 /SqFt |
| WATER | 94.00 CCF | | | \$717.53 | \$7.633 /CCF | \$0.009 /SqFt |
| Totals: | | 31,036 KBtu | 0.407 KBtu/SqFt | \$2,498.09 | | |

Energy

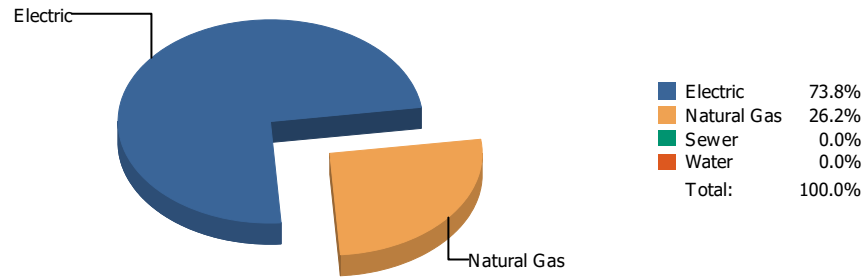


Cost

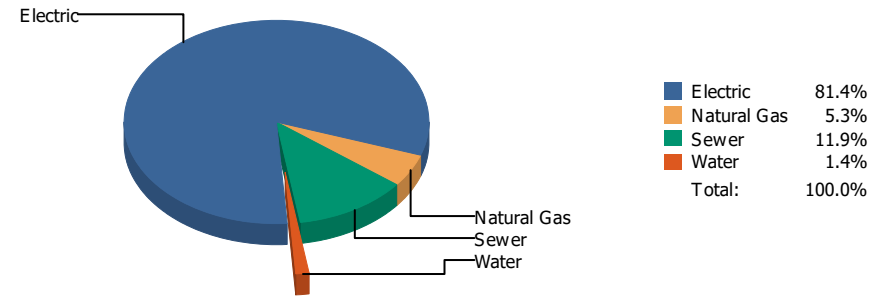


| Commodity | Common Use | Energy Use | Energy Use / Area | Total Cost | Cost / Unit | Cost / Area |
|---|--------------|--------------------|------------------------|-------------------|---------------|---------------|
| Place: [LEE] LEE 150 [BUILDING] | | | | | | |
| Area: 78,368 SqFt | | | | | | |
| Billing Period: May 2020 | | | | | | |
| ELECTRIC | 8,130.00 kWh | 27,740 KBtu | 0.354 KBtu/SqFt | \$1,091.44 | \$0.134 /kWh | \$0.014 /SqFt |
| NATURALGAS | 354.00 CCF | 36,462 KBtu | 0.465 KBtu/SqFt | \$230.85 | \$0.652 /CCF | \$0.003 /SqFt |
| SEWER | 54.00 CCF | | | \$560.81 | \$10.385 /CCF | \$0.007 /SqFt |
| WATER | 94.00 CCF | | | \$1,009.31 | \$10.737 /CCF | \$0.013 /SqFt |
| Totals: | | 64,202 KBtu | 0.819 KBtu/SqFt | \$2,892.41 | | |

Energy

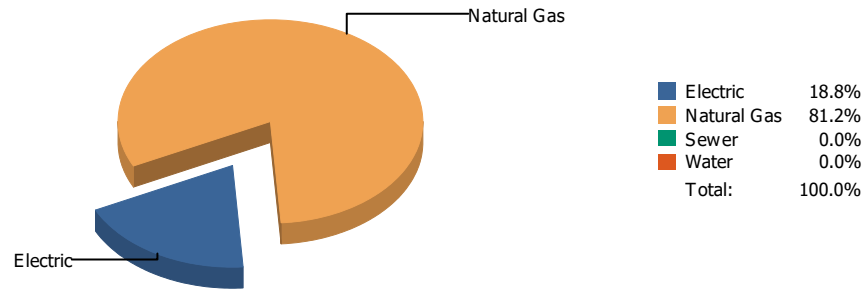


Cost

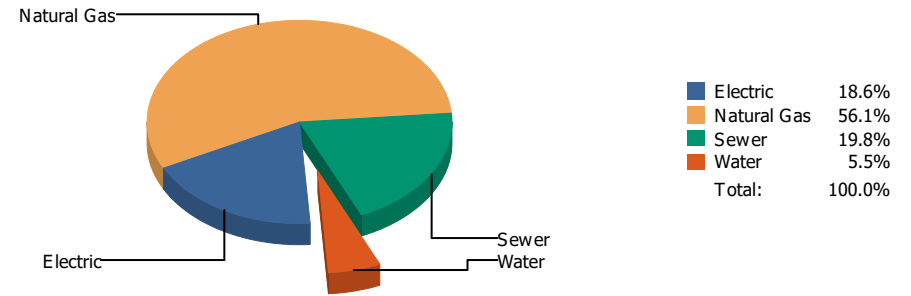


| Commodity | Common Use | Energy Use | Energy Use / Area | Total Cost | Cost / Unit | Cost / Area |
|--|---------------|---------------------|------------------------|-------------------|---------------|---------------|
| Place: [LINCOLN] LINCOLN 051 [BUILDING] | | | | | | |
| Area: 163,678 SqFt | | | | | | |
| Billing Period: May 2020 | | | | | | |
| ELECTRIC | 25,796.00 kWh | 88,016 KBtu | 0.538 KBtu/SqFt | \$3,286.51 | \$0.127 /kWh | \$0.020 /SqFt |
| NATURALGAS | 303.00 CCF | 31,209 KBtu | 0.191 KBtu/SqFt | \$212.13 | \$0.700 /CCF | \$0.001 /SqFt |
| SEWER | 115.00 CCF | | | \$482.20 | \$4.193 /CCF | \$0.003 /SqFt |
| WATER | 3.00 CCF | | | \$57.30 | \$19.100 /CCF | \$0.000 /SqFt |
| Totals: | | 119,225 KBtu | 0.728 KBtu/SqFt | \$4,038.14 | | |

Energy

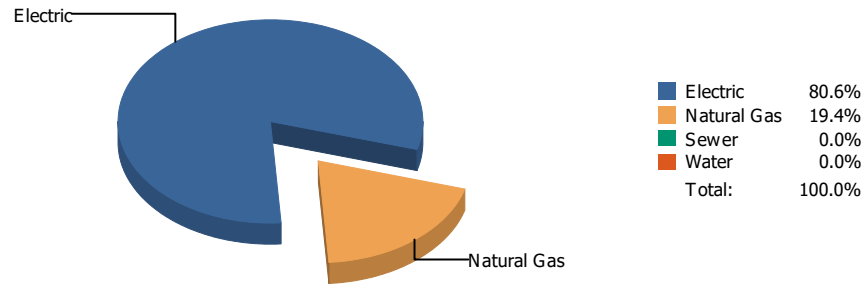


Cost

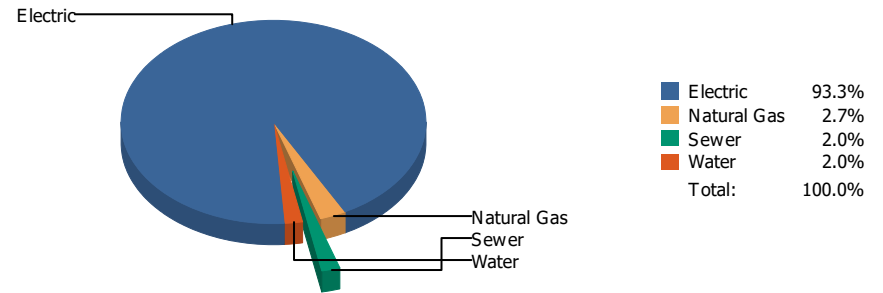


| Commodity | Common Use | Energy Use | Energy Use / Area | Total Cost | Cost / Unit | Cost / Area |
|--|------------|-------------------|------------------------|-----------------|---------------|---------------|
| Place: [LIVE-MAT] LIVE MATERIAL CENTER 929 [BUILDING] | | | | | | |
| Area: 2,483 SqFt | | | | | | |
| Billing Period: May 2020 | | | | | | |
| ELECTRIC | 168.00 kWh | 573 KBtu | 0.231 KBtu/SqFt | \$60.74 | \$0.362 /kWh | \$0.024 /SqFt |
| NATURALGAS | 24.00 CCF | 2,472 KBtu | 0.996 KBtu/SqFt | \$182.92 | \$7.622 /CCF | \$0.074 /SqFt |
| SEWER | 14.00 CCF | | | \$64.58 | \$4.613 /CCF | \$0.026 /SqFt |
| WATER | 1.00 CCF | | | \$17.99 | \$17.990 /CCF | \$0.007 /SqFt |
| Totals: | | 3,045 KBtu | 1.226 KBtu/SqFt | \$326.23 | | |

Energy

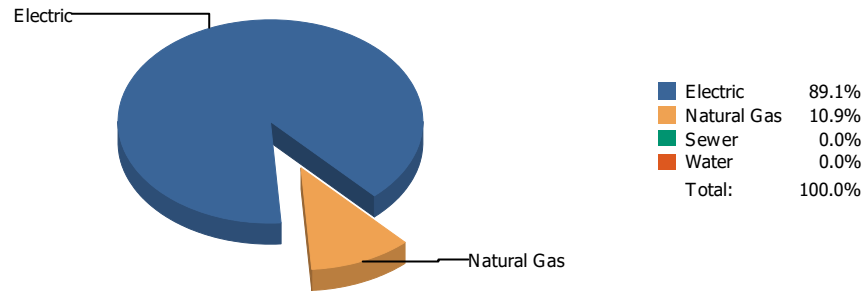


Cost

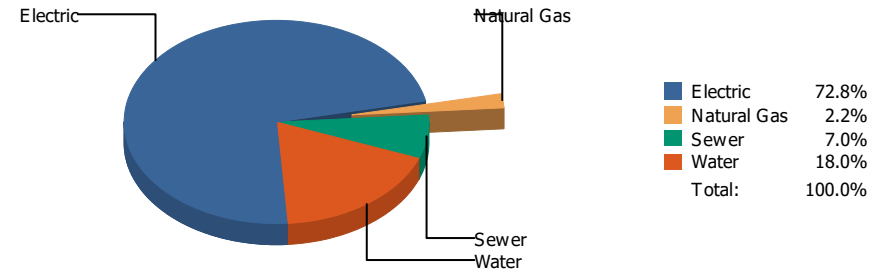


| Commodity | Common Use | Energy Use | Energy Use / Area | Total Cost | Cost / Unit | Cost / Area |
|---|---------------|---------------------|------------------------|-------------------|---------------|---------------|
| Place: [LOGAN] LOGAN 128 [BUILDING] | | | | | | |
| Area: 72,248 SqFt | | | | | | |
| Billing Period: May 2020 | | | | | | |
| ELECTRIC | 30,000.00 kWh | 102,360 KBtu | 1.417 KBtu/SqFt | \$6,279.63 | \$0.209 /kWh | \$0.087 /SqFt |
| NATURALGAS | 239.00 CCF | 24,617 KBtu | 0.341 KBtu/SqFt | \$183.94 | \$0.770 /CCF | \$0.003 /SqFt |
| SEWER | 12.00 CCF | | | \$131.69 | \$10.974 /CCF | \$0.002 /SqFt |
| WATER | 6.00 CCF | | | \$132.05 | \$22.008 /CCF | \$0.002 /SqFt |
| Totals: | | 126,977 KBtu | 1.758 KBtu/SqFt | \$6,727.31 | | |

Energy

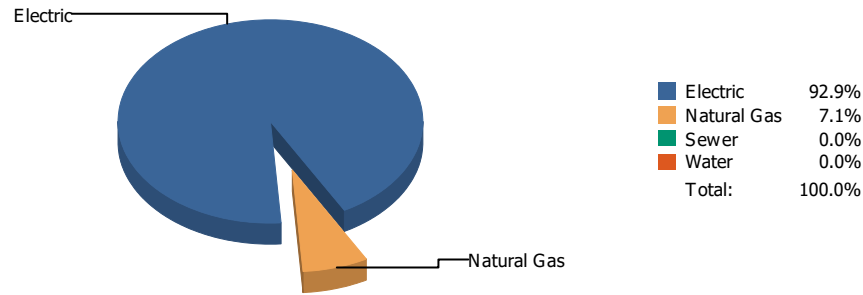


Cost

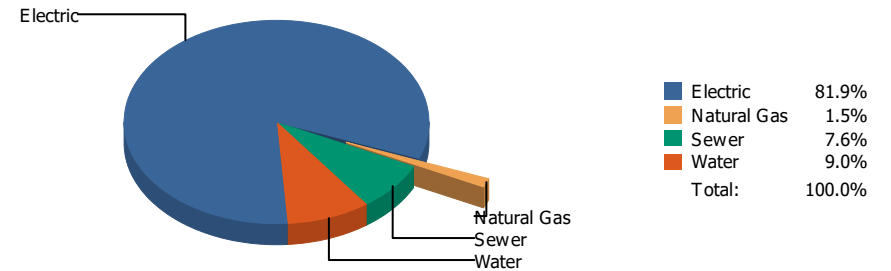


| Commodity | Common Use | Energy Use | Energy Use / Area | Total Cost | Cost / Unit | Cost / Area |
|--|---------------|--------------------|------------------------|-------------------|--------------|---------------|
| Place: [LUNDY_2] LUNDY 177 [BUILDING] | | | | | | |
| Area: 112,731 SqFt | | | | | | |
| Billing Period: May 2020 | | | | | | |
| ELECTRIC | 19,400.00 kWh | 66,193 KBtu | 0.587 KBtu/SqFt | \$6,754.49 | \$0.348 /kWh | \$0.060 /SqFt |
| NATURALGAS | 79.00 CCF | 8,137 KBtu | 0.072 KBtu/SqFt | \$205.70 | \$2.604 /CCF | \$0.002 /SqFt |
| SEWER | 136.00 CCF | | | \$653.87 | \$4.808 /CCF | \$0.006 /SqFt |
| WATER | 213.00 CCF | | | \$1,669.47 | \$7.838 /CCF | \$0.015 /SqFt |
| Totals: | | 74,330 KBtu | 0.659 KBtu/SqFt | \$9,283.53 | | |

Energy

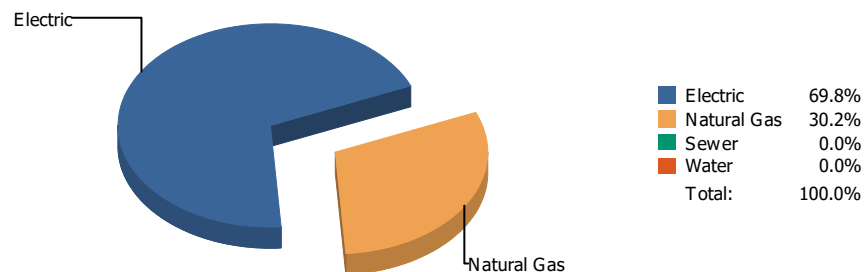


Cost

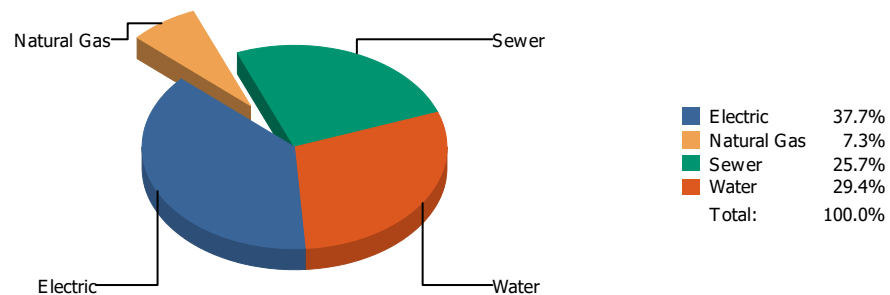


| Commodity | Common Use | Energy Use | Energy Use / Area | Total Cost | Cost / Unit | Cost / Area |
|--|---------------|---------------------|------------------------|-------------------|--------------|---------------|
| Place: [MAC] MACARTHUR 129 [BUILDING] | | | | | | |
| Area: 143,341 SqFt | | | | | | |
| Billing Period: May 2020 | | | | | | |
| ELECTRIC | 30,560.00 kWh | 104,271 KBtu | 0.727 KBtu/SqFt | \$6,407.47 | \$0.210 /kWh | \$0.045 /SqFt |
| NATURALGAS | 77.00 CCF | 7,931 KBtu | 0.055 KBtu/SqFt | \$118.39 | \$1.538 /CCF | \$0.001 /SqFt |
| SEWER | 167.00 CCF | | | \$594.52 | \$3.560 /CCF | \$0.004 /SqFt |
| WATER | 97.00 CCF | | | \$704.37 | \$7.262 /CCF | \$0.005 /SqFt |
| Totals: | | 112,202 KBtu | 0.783 KBtu/SqFt | \$7,824.75 | | |

Energy

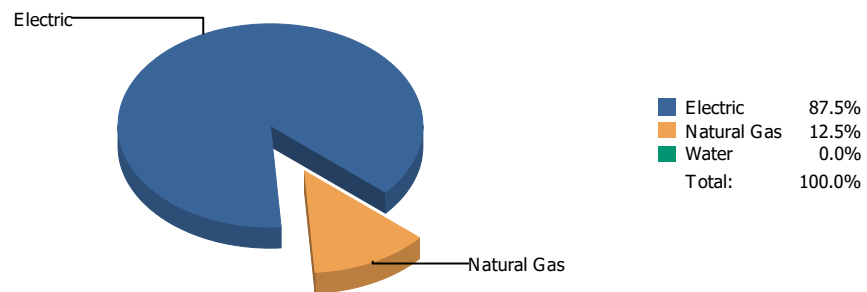


Cost

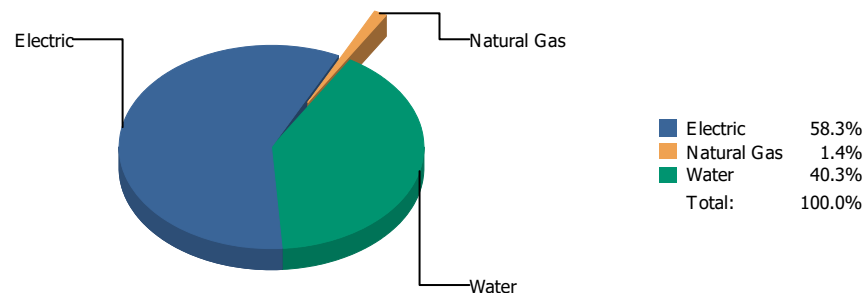


| Commodity | Common Use | Energy Use | Energy Use / Area | Total Cost | Cost / Unit | Cost / Area |
|--|--------------|--------------------|------------------------|-------------------|---------------|---------------|
| Place: [MAGOFFIN] MAGOFFIN 047 [BUILDING] | | | | | | |
| Area: 76,378 SqFt | | | | | | |
| Billing Period: May 2020 | | | | | | |
| ELECTRIC | 4,885.00 kWh | 16,668 KBtu | 0.218 KBtu/SqFt | \$593.71 | \$0.122 /kWh | \$0.008 /SqFt |
| NATURALGAS | 70.00 CCF | 7,210 KBtu | 0.094 KBtu/SqFt | \$114.84 | \$1.641 /CCF | \$0.002 /SqFt |
| SEWER | 21.00 CCF | | | \$405.47 | \$19.308 /CCF | \$0.005 /SqFt |
| WATER | 8.00 CCF | | | \$462.80 | \$57.850 /CCF | \$0.006 /SqFt |
| Totals: | | 23,878 KBtu | 0.313 KBtu/SqFt | \$1,576.82 | | |

Energy

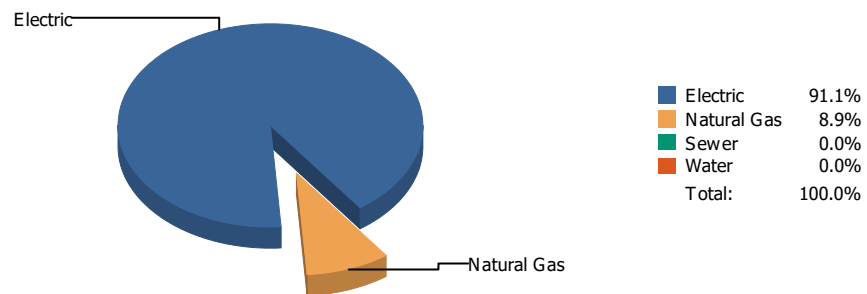


Cost

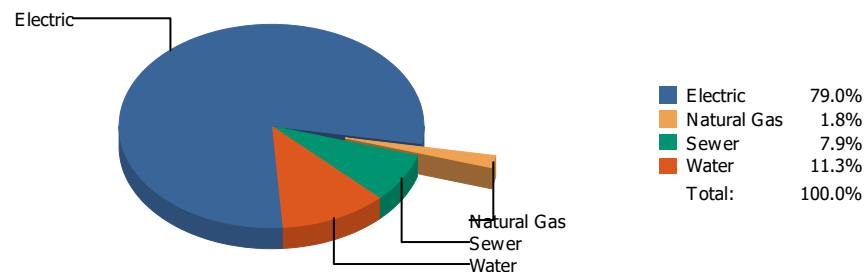


| Commodity | Common Use | Energy Use | Energy Use / Area | Total Cost | Cost / Unit | Cost / Area |
|---|---------------|---------------------|------------------------|--------------------|--------------|---------------|
| Place: [MAGOFFINNEWMIDDLESCHOOL] MAGOFFIN NEW MIDDLE SCHOOL [BUILDING] | | | | | | |
| Area: 116,136 SqFt | | | | | | |
| Billing Period: May 2020 | | | | | | |
| ELECTRIC | 61,600.00 kWh | 210,179 KBtu | 1.810 KBtu/SqFt | \$8,776.99 | \$0.142 /kWh | \$0.076 /SqFt |
| NATURALGAS | 292.00 CCF | 30,076 KBtu | 0.259 KBtu/SqFt | \$205.57 | \$0.704 /CCF | \$0.002 /SqFt |
| WATER | 1,015.00 CCF | | | \$6,064.26 | \$5.975 /CCF | \$0.052 /SqFt |
| Totals: | | 240,255 KBtu | 2.069 KBtu/SqFt | \$15,046.82 | | |

Energy

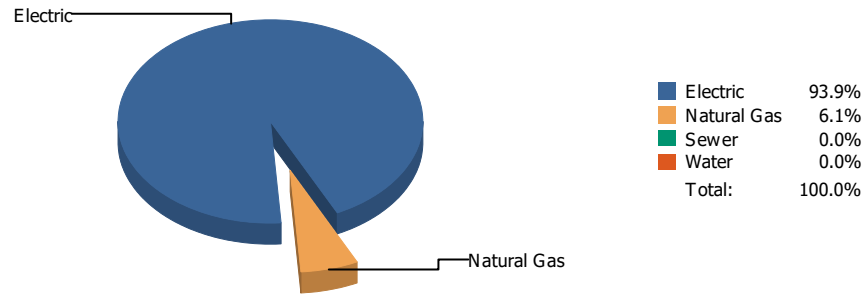


Cost

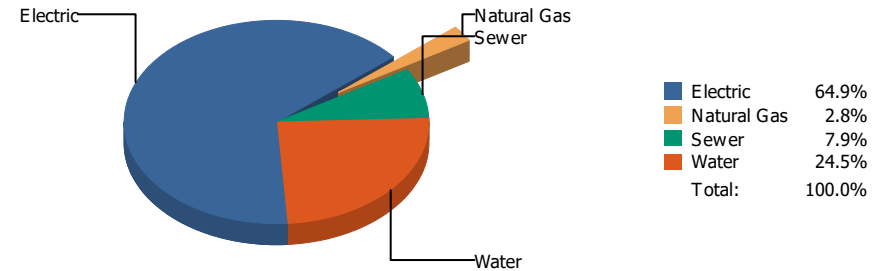


| Commodity | Common Use | Energy Use | Energy Use / Area | Total Cost | Cost / Unit | Cost / Area |
|--|---------------|---------------------|------------------------|-------------------|--------------|---------------|
| Place: [MAXINE] MAXINE SILVA HEALTH MAGNET 011 [BUILDING] | | | | | | |
| Area: 80,909 SqFt | | | | | | |
| Billing Period: May 2020 | | | | | | |
| ELECTRIC | 37,200.00 kWh | 126,926 KBtu | 1.569 KBtu/SqFt | \$6,093.69 | \$0.164 /kWh | \$0.075 /SqFt |
| NATURALGAS | 120.00 CCF | 12,360 KBtu | 0.153 KBtu/SqFt | \$136.26 | \$1.136 /CCF | \$0.002 /SqFt |
| SEWER | 173.00 CCF | | | \$607.48 | \$3.511 /CCF | \$0.008 /SqFt |
| WATER | 257.00 CCF | | | \$875.38 | \$3.406 /CCF | \$0.011 /SqFt |
| Totals: | | 139,286 KBtu | 1.722 KBtu/SqFt | \$7,712.81 | | |

Energy

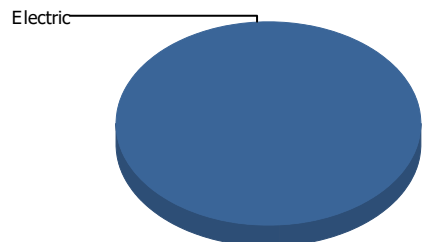


Cost



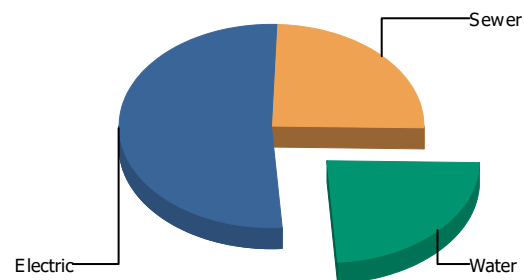
| Commodity | Common Use | Energy Use | Energy Use / Area | Total Cost | Cost / Unit | Cost / Area |
|--|---------------|---------------------|------------------------|-------------------|--------------|---------------|
| Place: [MESITA] MESITA 130 [BUILDING] | | | | | | |
| Area: 100,583 SqFt | | | | | | |
| Billing Period: May 2020 | | | | | | |
| ELECTRIC | 30,000.00 kWh | 102,360 KBtu | 1.018 KBtu/SqFt | \$4,700.59 | \$0.157 /kWh | \$0.047 /SqFt |
| NATURALGAS | 65.00 CCF | 6,695 KBtu | 0.067 KBtu/SqFt | \$199.46 | \$3.069 /CCF | \$0.002 /SqFt |
| SEWER | 99.00 CCF | | | \$573.95 | \$5.797 /CCF | \$0.006 /SqFt |
| WATER | 227.00 CCF | | | \$1,771.70 | \$7.805 /CCF | \$0.017 /SqFt |
| Totals: | | 109,055 KBtu | 1.084 KBtu/SqFt | \$7,245.70 | | |

Energy



■ Electric 100.0%
■ Sewer 0.0%
■ Water 0.0%
 Total: 100.0%

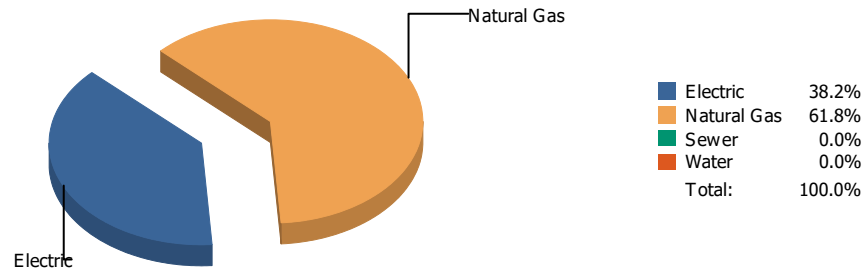
Cost



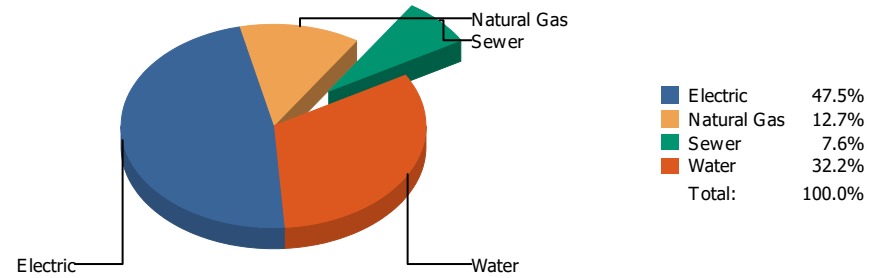
■ Electric 51.7%
■ Sewer 24.6%
■ Water 23.7%
 Total: 100.0%

| Commodity | Common Use | Energy Use | Energy Use / Area | Total Cost | Cost / Unit | Cost / Area |
|--|--------------|--------------------|------------------------|-------------------|--------------|---------------|
| Place: [MILAM] MILAM 131 [BUILDING] | | | | | | |
| Area: 63,641 SqFt | | | | | | |
| Billing Period: May 2020 | | | | | | |
| ELECTRIC | 5,400.00 kWh | 18,425 KBtu | 0.290 KBtu/SqFt | \$886.41 | \$0.164 /kWh | \$0.014 /SqFt |
| SEWER | 87.00 CCF | | | \$421.72 | \$4.847 /CCF | \$0.007 /SqFt |
| WATER | 73.00 CCF | | | \$407.28 | \$5.579 /CCF | \$0.006 /SqFt |
| Totals: | | 18,425 KBtu | 0.290 KBtu/SqFt | \$1,715.41 | | |

Energy

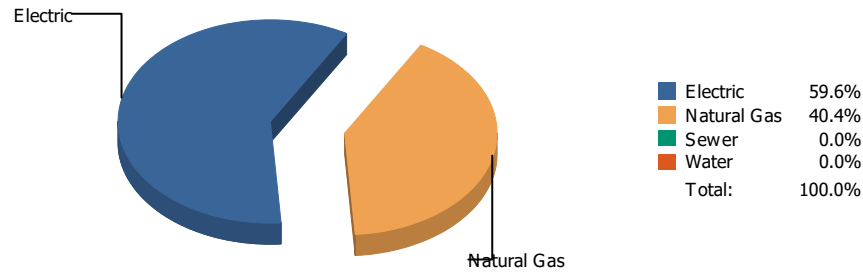


Cost

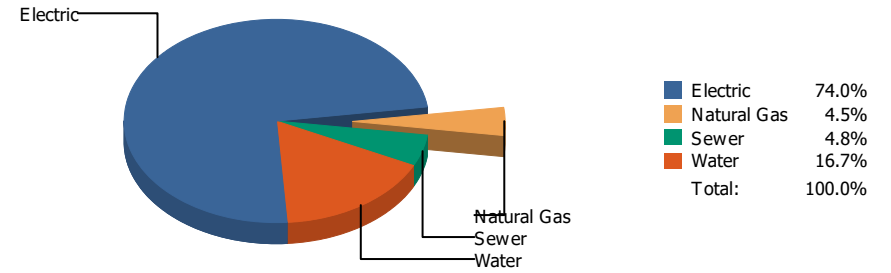


| Commodity | Common Use | Energy Use | Energy Use / Area | Total Cost | Cost / Unit | Cost / Area |
|--|---------------|---------------------|------------------------|-------------------|--------------|---------------|
| Place: [MOREHEAD] MOREHEAD 046 [BUILDING] | | | | | | |
| Area: 119,353 SqFt | | | | | | |
| Billing Period: May 2020 | | | | | | |
| ELECTRIC | 38,492.00 kWh | 131,335 KBtu | 1.100 KBtu/SqFt | \$3,356.88 | \$0.087 /kWh | \$0.028 /SqFt |
| NATURALGAS | 2,063.00 CCF | 212,489 KBtu | 1.780 KBtu/SqFt | \$894.25 | \$0.433 /CCF | \$0.007 /SqFt |
| SEWER | 83.00 CCF | | | \$539.39 | \$6.499 /CCF | \$0.005 /SqFt |
| WATER | 763.00 CCF | | | \$2,270.17 | \$2.975 /CCF | \$0.019 /SqFt |
| Totals: | | 343,824 KBtu | 2.881 KBtu/SqFt | \$7,060.69 | | |

Energy

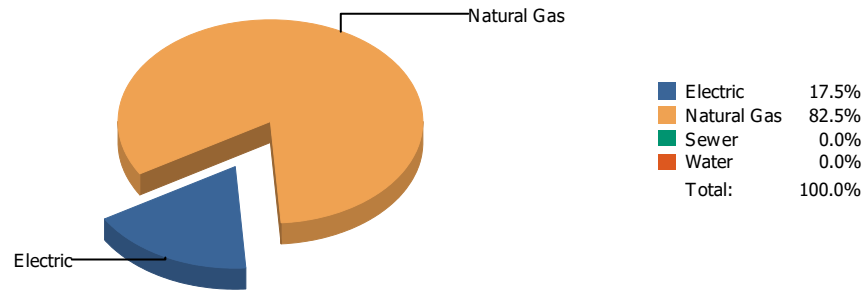


Cost

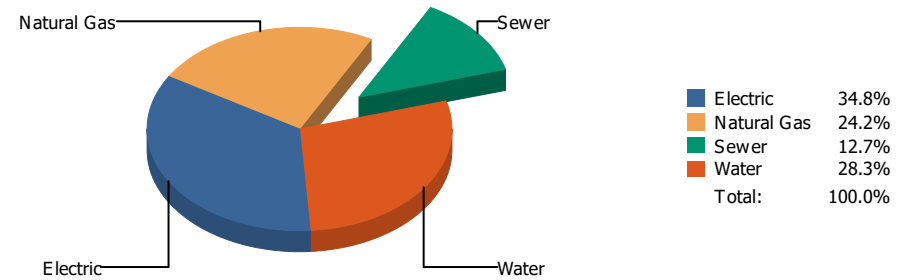


| Commodity | Common Use | Energy Use | Energy Use / Area | Total Cost | Cost / Unit | Cost / Area |
|---|---------------|---------------------|------------------------|--------------------|---------------|---------------|
| Place: [MOYE_2] HR MOYE [BUILDING] | | | | | | |
| Area: 93,197 SqFt | | | | | | |
| Billing Period: May 2020 | | | | | | |
| ELECTRIC | 46,080.00 kWh | 157,225 KBtu | 1.687 KBtu/SqFt | \$8,247.25 | \$0.179 /kWh | \$0.088 /SqFt |
| NATURALGAS | 1,036.00 CCF | 106,708 KBtu | 1.145 KBtu/SqFt | \$497.47 | \$0.480 /CCF | \$0.005 /SqFt |
| SEWER | 83.00 CCF | | | \$539.39 | \$6.499 /CCF | \$0.006 /SqFt |
| WATER | 181.00 CCF | | | \$1,859.92 | \$10.276 /CCF | \$0.020 /SqFt |
| Totals: | | 263,933 KBtu | 2.832 KBtu/SqFt | \$11,144.03 | | |

Energy

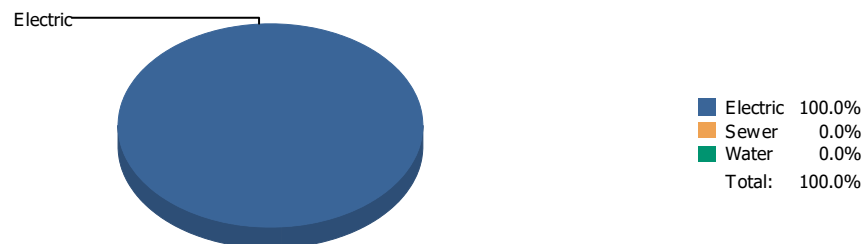


Cost

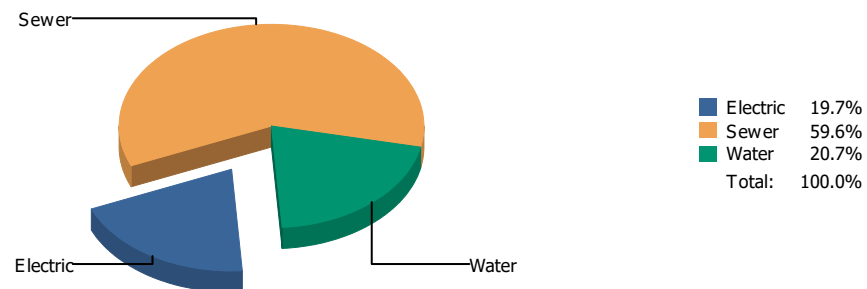


| Commodity | Common Use | Energy Use | Energy Use / Area | Total Cost | Cost / Unit | Cost / Area |
|---|--------------|---------------------|------------------------|-------------------|--------------|---------------|
| Place: [MULTI-MEDIACENTER] MULTI-MEDIA CENTER [BUILDING] | | | | | | |
| Area: 27,633 SqFt | | | | | | |
| Billing Period: May 2020 | | | | | | |
| ELECTRIC | 6,717.00 kWh | 22,918 KBtu | 0.829 KBtu/SqFt | \$733.18 | \$0.109 /kWh | \$0.026 /SqFt |
| NATURALGAS | 1,049.00 CCF | 108,047 KBtu | 3.910 KBtu/SqFt | \$509.69 | \$0.486 /CCF | \$0.018 /SqFt |
| SEWER | 75.00 CCF | | | \$267.77 | \$3.570 /CCF | \$0.010 /SqFt |
| WATER | 158.00 CCF | | | \$595.84 | \$3.771 /CCF | \$0.022 /SqFt |
| Totals: | | 130,965 KBtu | 4.739 KBtu/SqFt | \$2,106.48 | | |

Energy

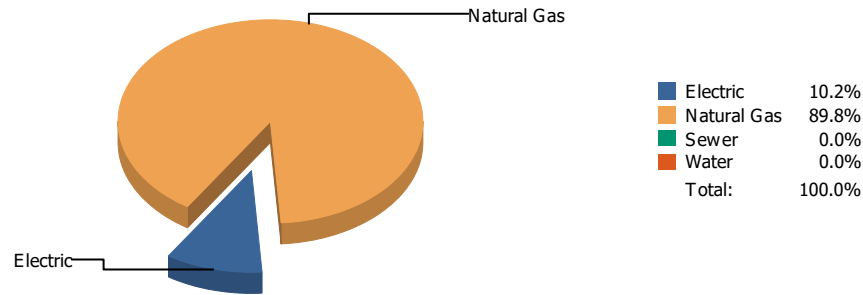


Cost

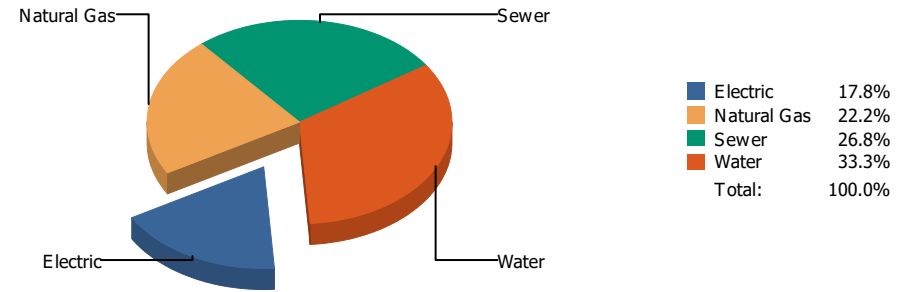


| Commodity | Common Use | Energy Use | Energy Use / Area | Total Cost | Cost / Unit | Cost / Area |
|--|------------|-----------------|------------------------|-----------------|--------------|---------------|
| Place: [NE-AREA-OFFICES] N.E. AREA OFFICES 882 [BUILDING] | | | | | | |
| Area: 7,328 SqFt | | | | | | |
| Billing Period: May 2020 | | | | | | |
| ELECTRIC | 80.00 kWh | 273 KBtu | 0.037 KBtu/SqFt | \$29.91 | \$0.374 /kWh | \$0.004 /SqFt |
| SEWER | 0.00 CCF | | | \$90.28 | \$0.000 /CCF | \$0.012 /SqFt |
| WATER | 0.00 CCF | | | \$31.28 | \$0.000 /CCF | \$0.004 /SqFt |
| Totals: | | 273 KBtu | 0.037 KBtu/SqFt | \$151.47 | | |

Energy

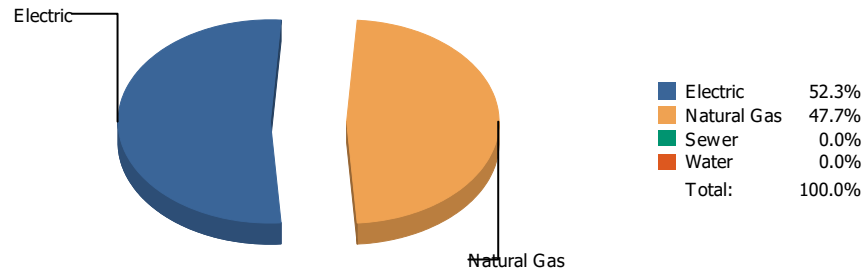


Cost

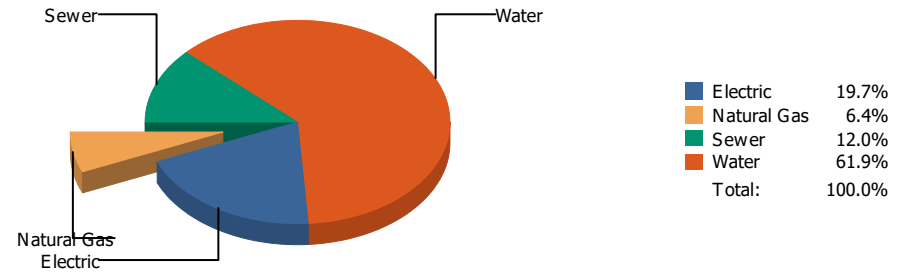


| Commodity | Common Use | Energy Use | Energy Use / Area | Total Cost | Cost / Unit | Cost / Area |
|--|--------------|--------------------|-------------------------|-------------------|---------------|---------------|
| Place: [NETTRANSPORTATION] N.E. TRANSPORTATION 826 [BUILDING] | | | | | | |
| Area: 5,995 SqFt | | | | | | |
| Billing Period: May 2020 | | | | | | |
| ELECTRIC | 2,444.00 kWh | 8,339 KBtu | 1.391 KBtu/SqFt | \$298.05 | \$0.122 /kWh | \$0.050 /SqFt |
| NATURALGAS | 710.00 CCF | 73,130 KBtu | 12.198 KBtu/SqFt | \$371.54 | \$0.523 /CCF | \$0.062 /SqFt |
| SEWER | 41.00 CCF | | | \$448.67 | \$10.943 /CCF | \$0.075 /SqFt |
| WATER | 82.00 CCF | | | \$557.56 | \$6.800 /CCF | \$0.093 /SqFt |
| Totals: | | 81,469 KBtu | 13.589 KBtu/SqFt | \$1,675.82 | | |

Energy

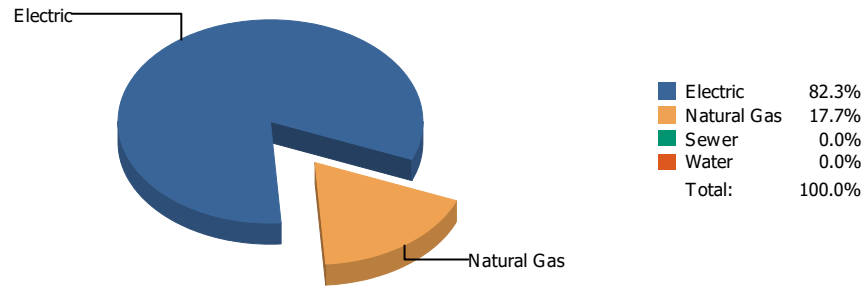


Cost

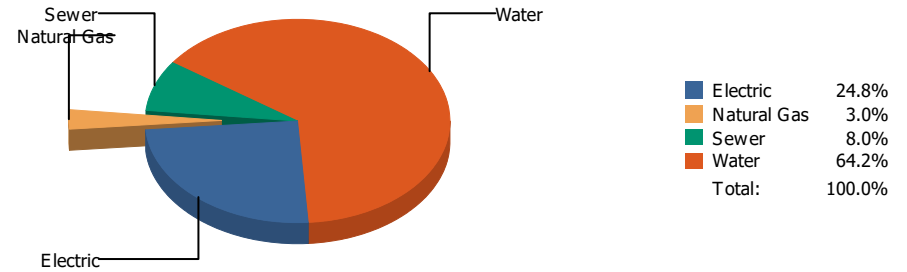


| Commodity | Common Use | Energy Use | Energy Use / Area | Total Cost | Cost / Unit | Cost / Area |
|---|--------------|--------------------|------------------------|-------------------|--------------|---------------|
| Place: [NEWMAN] NEWMAN ELEMENTARY 133 [BUILDING] | | | | | | |
| Area: 73,291 SqFt | | | | | | |
| Billing Period: May 2020 | | | | | | |
| ELECTRIC | 7,691.00 kWh | 26,242 KBtu | 0.358 KBtu/SqFt | \$1,098.81 | \$0.143 /kWh | \$0.015 /SqFt |
| NATURALGAS | 232.00 CCF | 23,896 KBtu | 0.326 KBtu/SqFt | \$354.03 | \$1.526 /CCF | \$0.005 /SqFt |
| SEWER | 222.00 CCF | | | \$669.35 | \$3.015 /CCF | \$0.009 /SqFt |
| WATER | 733.00 CCF | | | \$3,442.09 | \$4.696 /CCF | \$0.047 /SqFt |
| Totals: | | 50,138 KBtu | 0.684 KBtu/SqFt | \$5,564.28 | | |

Energy

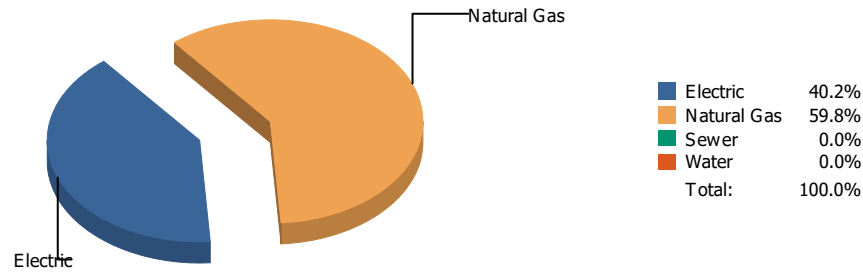


Cost

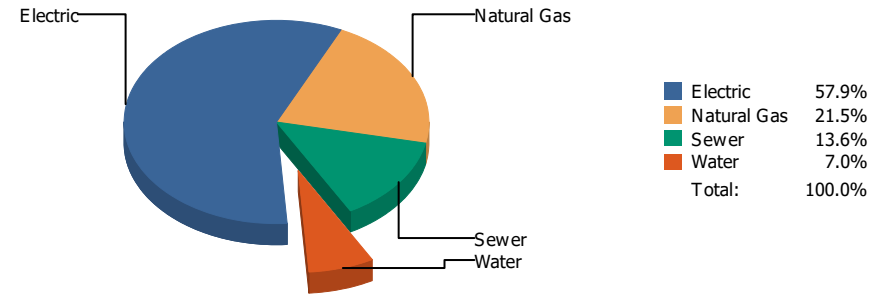


| Commodity | Common Use | Energy Use | Energy Use / Area | Total Cost | Cost / Unit | Cost / Area |
|--|---------------|--------------------|------------------------|-------------------|--------------|---------------|
| Place: [NIXON] L.A. NIXON 161 [BUILDING] | | | | | | |
| Area: 76,873 SqFt | | | | | | |
| Billing Period: May 2020 | | | | | | |
| ELECTRIC | 14,040.00 kWh | 47,904 KBtu | 0.623 KBtu/SqFt | \$1,793.85 | \$0.128 /kWh | \$0.023 /SqFt |
| NATURALGAS | 100.00 CCF | 10,300 KBtu | 0.134 KBtu/SqFt | \$213.74 | \$2.137 /CCF | \$0.003 /SqFt |
| SEWER | 70.00 CCF | | | \$574.83 | \$8.212 /CCF | \$0.007 /SqFt |
| WATER | 741.00 CCF | | | \$4,639.91 | \$6.262 /CCF | \$0.060 /SqFt |
| Totals: | | 58,204 KBtu | 0.757 KBtu/SqFt | \$7,222.33 | | |

Energy

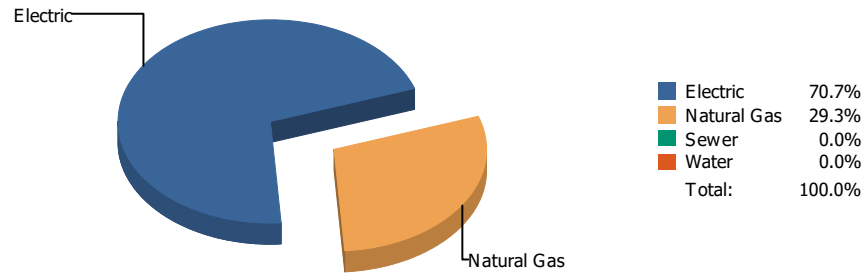


Cost

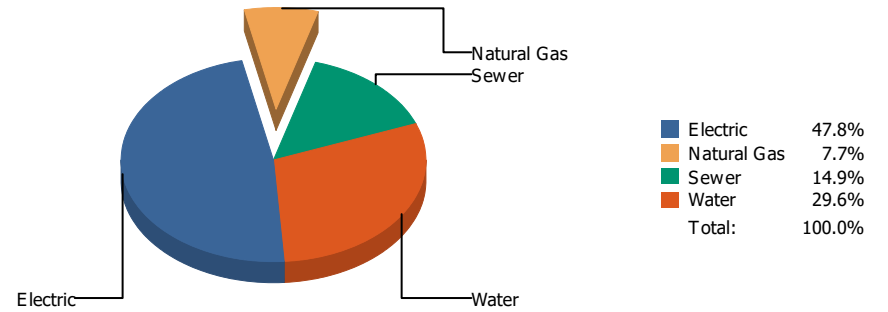


| Commodity | Common Use | Energy Use | Energy Use / Area | Total Cost | Cost / Unit | Cost / Area |
|--|--------------|--------------------|------------------------|-----------------|---------------|---------------|
| Place: [OCC-CTR] OCCUPATIONAL CTR. [BUILDING] | | | | | | |
| Area: 11,845 SqFt | | | | | | |
| Billing Period: May 2020 | | | | | | |
| ELECTRIC | 3,100.00 kWh | 10,577 KBtu | 0.893 KBtu/SqFt | \$404.74 | \$0.131 /kWh | \$0.034 /SqFt |
| NATURALGAS | 153.00 CCF | 15,759 KBtu | 1.330 KBtu/SqFt | \$149.95 | \$0.980 /CCF | \$0.013 /SqFt |
| SEWER | 5.00 CCF | | | \$94.86 | \$18.972 /CCF | \$0.008 /SqFt |
| WATER | 0.00 CCF | | | \$49.06 | \$0.000 /CCF | \$0.004 /SqFt |
| Totals: | | 26,336 KBtu | 2.223 KBtu/SqFt | \$698.61 | | |

Energy

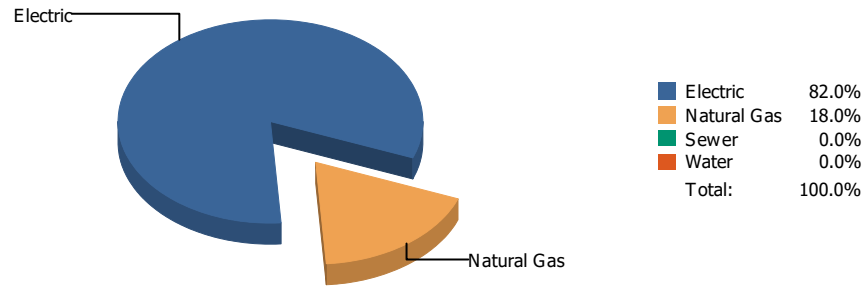


Cost

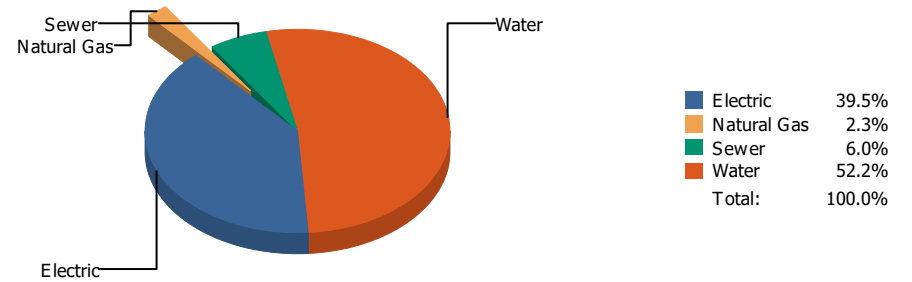


| Commodity | Common Use | Energy Use | Energy Use / Area | Total Cost | Cost / Unit | Cost / Area |
|---|--------------|--------------------|------------------------|-------------------|--------------|---------------|
| Place: [PARK] PARK 134 [BUILDING] | | | | | | |
| Area: 63,609 SqFt | | | | | | |
| Billing Period: May 2020 | | | | | | |
| ELECTRIC | 7,225.00 kWh | 24,652 KBtu | 0.388 KBtu/SqFt | \$1,323.28 | \$0.183 /kWh | \$0.021 /SqFt |
| NATURALGAS | 99.00 CCF | 10,197 KBtu | 0.160 KBtu/SqFt | \$213.29 | \$2.154 /CCF | \$0.003 /SqFt |
| SEWER | 54.00 CCF | | | \$412.24 | \$7.634 /CCF | \$0.006 /SqFt |
| WATER | 153.00 CCF | | | \$820.08 | \$5.360 /CCF | \$0.013 /SqFt |
| Totals: | | 34,849 KBtu | 0.548 KBtu/SqFt | \$2,768.89 | | |

Energy

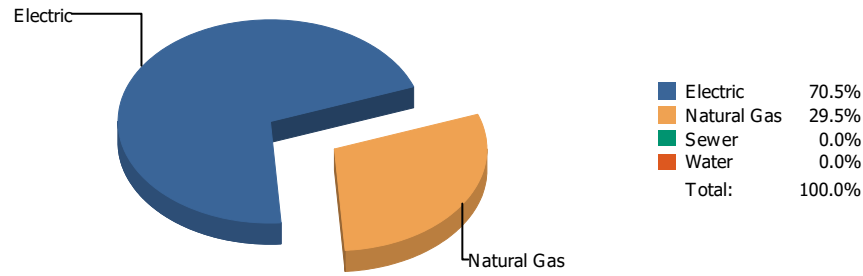


Cost

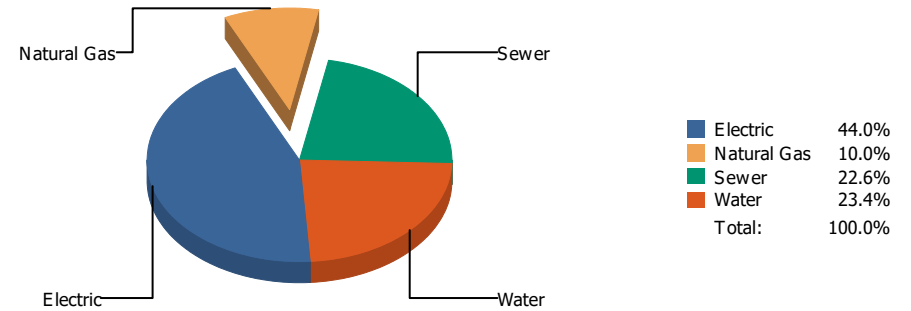


| Commodity | Common Use | Energy Use | Energy Use / Area | Total Cost | Cost / Unit | Cost / Area |
|--|---------------|---------------------|------------------------|--------------------|--------------|---------------|
| Place: [PAUL-MORENO_1] PAUL MORENO 167 [BUILDING] | | | | | | |
| Area: 87,824 SqFt | | | | | | |
| Billing Period: May 2020 | | | | | | |
| ELECTRIC | 27,200.00 kWh | 92,806 KBtu | 1.057 KBtu/SqFt | \$4,393.39 | \$0.162 /kWh | \$0.050 /SqFt |
| NATURALGAS | 198.00 CCF | 20,394 KBtu | 0.232 KBtu/SqFt | \$253.72 | \$1.281 /CCF | \$0.003 /SqFt |
| SEWER | 164.00 CCF | | | \$672.10 | \$4.098 /CCF | \$0.008 /SqFt |
| WATER | 696.00 CCF | | | \$5,816.54 | \$8.357 /CCF | \$0.066 /SqFt |
| Totals: | | 113,200 KBtu | 1.289 KBtu/SqFt | \$11,135.75 | | |

Energy

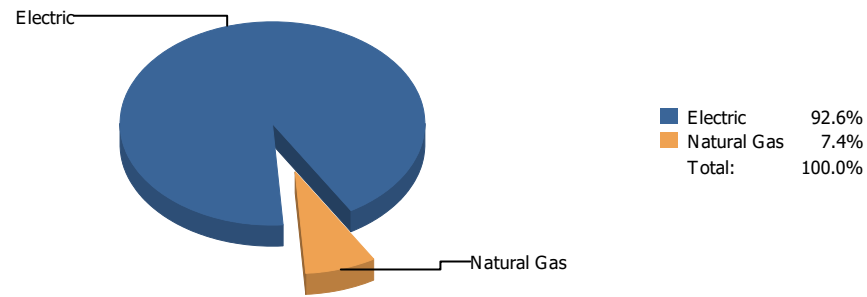


Cost

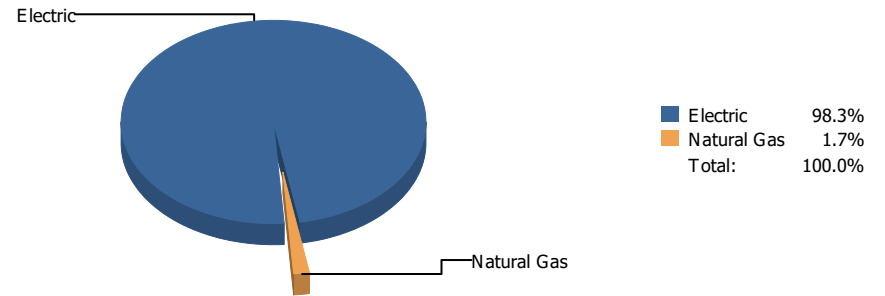


| Commodity | Common Use | Energy Use | Energy Use / Area | Total Cost | Cost / Unit | Cost / Area |
|---|---------------|--------------------|------------------------|-------------------|--------------|---------------|
| Place: [POLK] POLK 159 [BUILDING] | | | | | | |
| Area: 67,321 SqFt | | | | | | |
| Billing Period: May 2020 | | | | | | |
| ELECTRIC | 13,180.00 kWh | 44,970 KBtu | 0.668 KBtu/SqFt | \$1,088.86 | \$0.083 /kWh | \$0.016 /SqFt |
| NATURALGAS | 183.00 CCF | 18,849 KBtu | 0.280 KBtu/SqFt | \$247.59 | \$1.353 /CCF | \$0.004 /SqFt |
| SEWER | 150.00 CCF | | | \$557.80 | \$3.719 /CCF | \$0.008 /SqFt |
| WATER | 146.00 CCF | | | \$578.83 | \$3.965 /CCF | \$0.009 /SqFt |
| Totals: | | 63,819 KBtu | 0.948 KBtu/SqFt | \$2,473.08 | | |

Energy

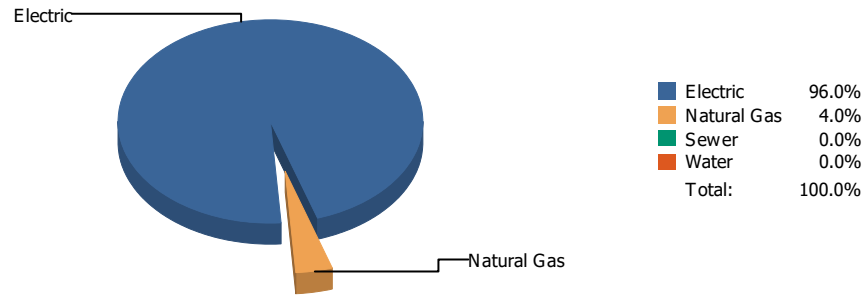


Cost

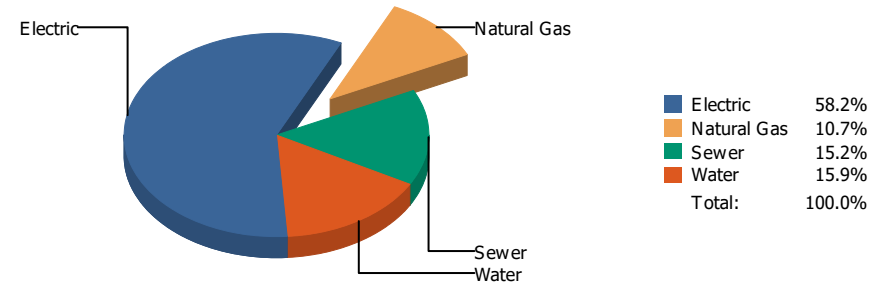


| Commodity | Common Use | Energy Use | Energy Use / Area | Total Cost | Cost / Unit | Cost / Area |
|---------------------------------|---------------|-----------------------|------------------------|-------------------|--------------|---------------|
| Place: [POWELL_2] POWELL | | 175 [BUILDING] | | | | |
| Area: 79,770 SqFt | | | | | | |
| Billing Period: May 2020 | | | | | | |
| ELECTRIC | 28,200.00 kWh | 96,218 KBtu | 1.206 KBtu/SqFt | \$6,585.36 | \$0.234 /kWh | \$0.083 /SqFt |
| NATURALGAS | 75.00 CCF | 7,725 KBtu | 0.097 KBtu/SqFt | \$117.06 | \$1.561 /CCF | \$0.001 /SqFt |
| Totals: | | 103,943 KBtu | 1.303 KBtu/SqFt | \$6,702.42 | | |

Energy

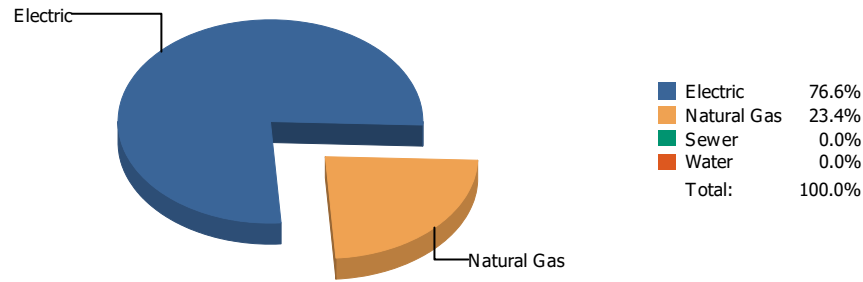


Cost

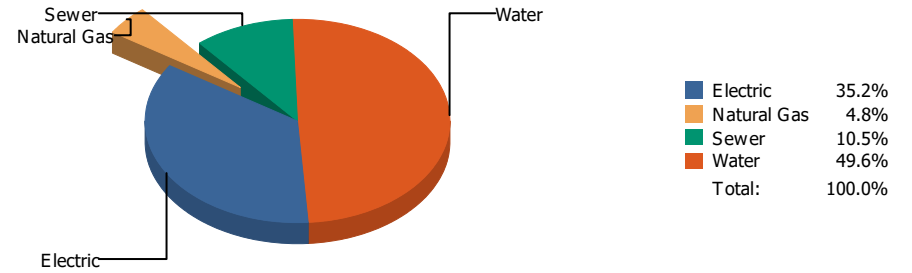


| Commodity | Common Use | Energy Use | Energy Use / Area | Total Cost | Cost / Unit | Cost / Area |
|--|--------------|--------------------|------------------------|-----------------|---------------|---------------|
| Place: [PROFESSIONAL-DEV] EPISD PROF DEVELOPMENT CENTER931 [BUILDING] | | | | | | |
| Area: 18,400 SqFt | | | | | | |
| Billing Period: May 2020 | | | | | | |
| ELECTRIC | 5,800.00 kWh | 19,790 KBtu | 1.076 KBtu/SqFt | \$487.34 | \$0.084 /kWh | \$0.026 /SqFt |
| NATURALGAS | 8.00 CCF | 824 KBtu | 0.045 KBtu/SqFt | \$89.79 | \$11.224 /CCF | \$0.005 /SqFt |
| SEWER | 20.00 CCF | | | \$127.26 | \$6.363 /CCF | \$0.007 /SqFt |
| WATER | 8.00 CCF | | | \$133.41 | \$16.676 /CCF | \$0.007 /SqFt |
| Totals: | | 20,614 KBtu | 1.120 KBtu/SqFt | \$837.80 | | |

Energy

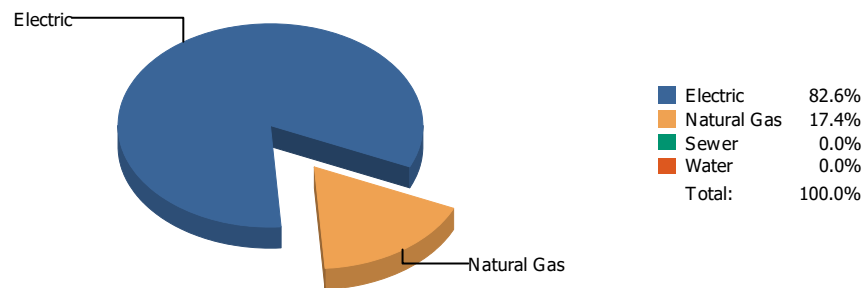


Cost

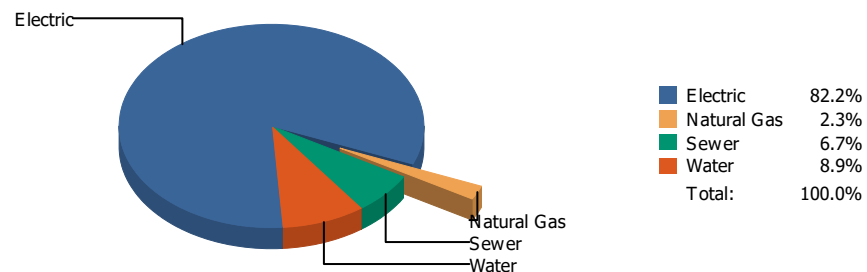


| Commodity | Common Use | Energy Use | Energy Use / Area | Total Cost | Cost / Unit | Cost / Area |
|--|---------------|--------------------|------------------------|-------------------|--------------|---------------|
| Place: [PUTNAM] PUTNAM 135 [BUILDING] | | | | | | |
| Area: 61,978 SqFt | | | | | | |
| Billing Period: May 2020 | | | | | | |
| ELECTRIC | 13,056.00 kWh | 44,547 KBtu | 0.719 KBtu/SqFt | \$1,681.74 | \$0.129 /kWh | \$0.027 /SqFt |
| NATURALGAS | 132.00 CCF | 13,596 KBtu | 0.219 KBtu/SqFt | \$226.77 | \$1.718 /CCF | \$0.004 /SqFt |
| SEWER | 123.00 CCF | | | \$499.33 | \$4.060 /CCF | \$0.008 /SqFt |
| WATER | 463.00 CCF | | | \$2,366.22 | \$5.111 /CCF | \$0.038 /SqFt |
| Totals: | | 58,143 KBtu | 0.938 KBtu/SqFt | \$4,774.06 | | |

Energy

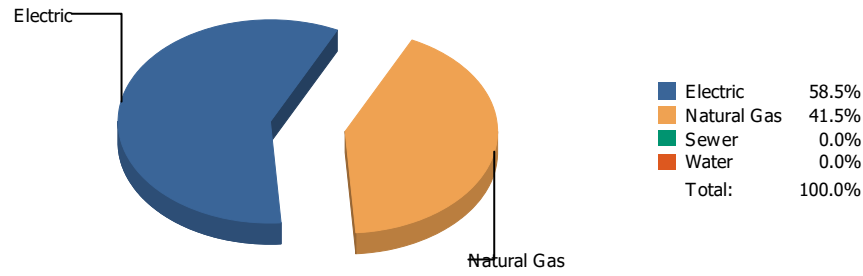


Cost

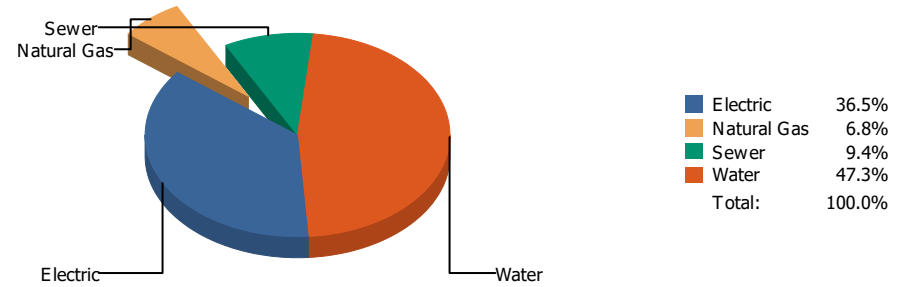


| Commodity | Common Use | Energy Use | Energy Use / Area | Total Cost | Cost / Unit | Cost / Area |
|--|---------------|--------------------|------------------------|-------------------|--------------|---------------|
| Place: [RICHARDS] RICHARDSON [BUILDING] | | | | | | |
| Area: 115,872 SqFt | | | | | | |
| Billing Period: May 2020 | | | | | | |
| ELECTRIC | 24,000.00 kWh | 81,888 KBtu | 0.707 KBtu/SqFt | \$5,606.76 | \$0.234 /kWh | \$0.048 /SqFt |
| NATURALGAS | 167.00 CCF | 17,201 KBtu | 0.148 KBtu/SqFt | \$154.58 | \$0.926 /CCF | \$0.001 /SqFt |
| SEWER | 102.00 CCF | | | \$454.12 | \$4.452 /CCF | \$0.004 /SqFt |
| WATER | 107.00 CCF | | | \$608.83 | \$5.690 /CCF | \$0.005 /SqFt |
| Totals: | | 99,089 KBtu | 0.855 KBtu/SqFt | \$6,824.29 | | |

Energy

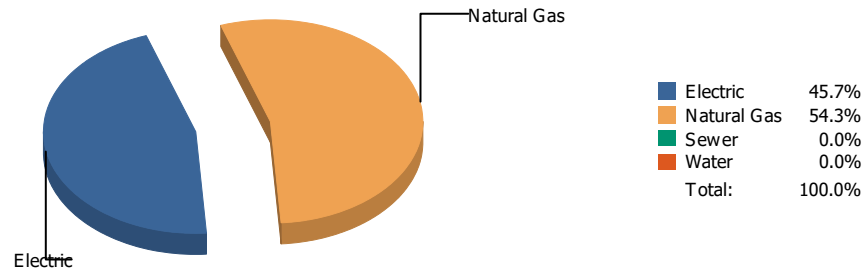


Cost

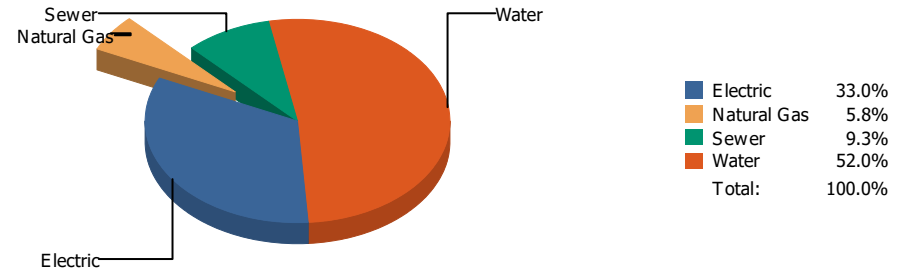


| Commodity | Common Use | Energy Use | Energy Use / Area | Total Cost | Cost / Unit | Cost / Area |
|---|---------------|---------------------|------------------------|-------------------|--------------|---------------|
| Place: [RIVERA] RIVERA 156 [BUILDING] | | | | | | |
| Area: 77,562 SqFt | | | | | | |
| Billing Period: May 2020 | | | | | | |
| ELECTRIC | 23,450.00 kWh | 80,011 KBtu | 1.032 KBtu/SqFt | \$2,127.09 | \$0.091 /kWh | \$0.027 /SqFt |
| NATURALGAS | 552.00 CCF | 56,856 KBtu | 0.733 KBtu/SqFt | \$396.98 | \$0.719 /CCF | \$0.005 /SqFt |
| SEWER | 95.00 CCF | | | \$544.77 | \$5.734 /CCF | \$0.007 /SqFt |
| WATER | 456.00 CCF | | | \$2,752.31 | \$6.036 /CCF | \$0.035 /SqFt |
| Totals: | | 136,867 KBtu | 1.765 KBtu/SqFt | \$5,821.15 | | |

Energy

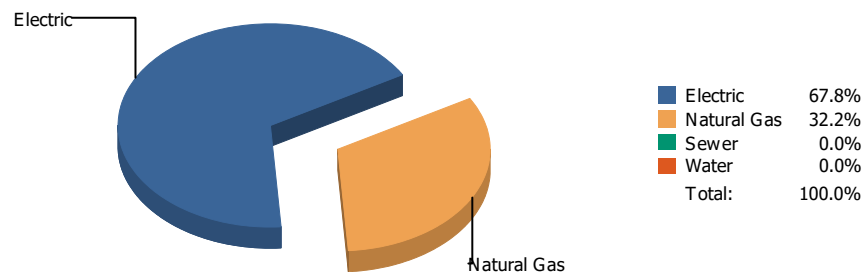


Cost

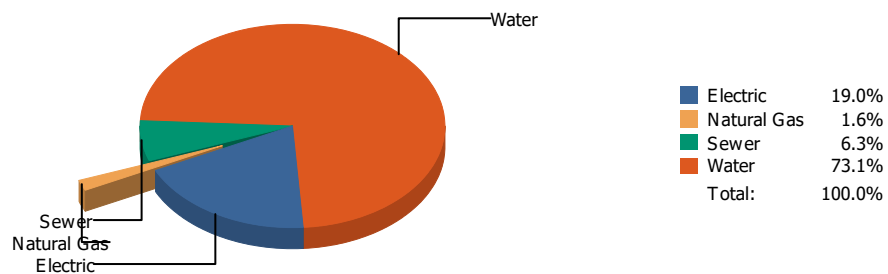


| Commodity | Common Use | Energy Use | Energy Use / Area | Total Cost | Cost / Unit | Cost / Area |
|---|---------------|---------------------|------------------------|-------------------|--------------|---------------|
| Place: [ROBERTS] ROBERTS 136 [BUILDING] | | | | | | |
| Area: 81,457 SqFt | | | | | | |
| Billing Period: May 2020 | | | | | | |
| ELECTRIC | 16,440.00 kWh | 56,093 KBtu | 0.689 KBtu/SqFt | \$1,999.34 | \$0.122 /kWh | \$0.025 /SqFt |
| NATURALGAS | 646.00 CCF | 66,538 KBtu | 0.817 KBtu/SqFt | \$351.23 | \$0.544 /CCF | \$0.004 /SqFt |
| SEWER | 152.00 CCF | | | \$562.12 | \$3.698 /CCF | \$0.007 /SqFt |
| WATER | 597.00 CCF | | | \$3,150.77 | \$5.278 /CCF | \$0.039 /SqFt |
| Totals: | | 122,631 KBtu | 1.505 KBtu/SqFt | \$6,063.46 | | |

Energy

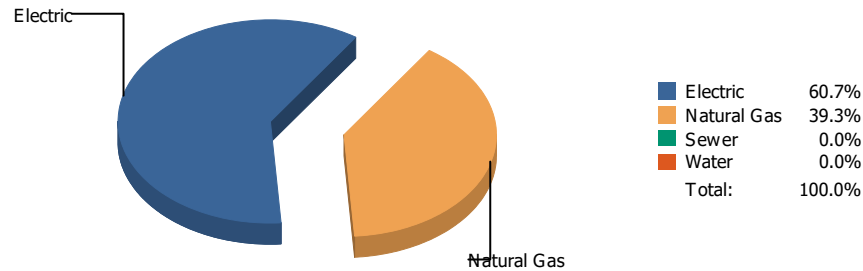


Cost

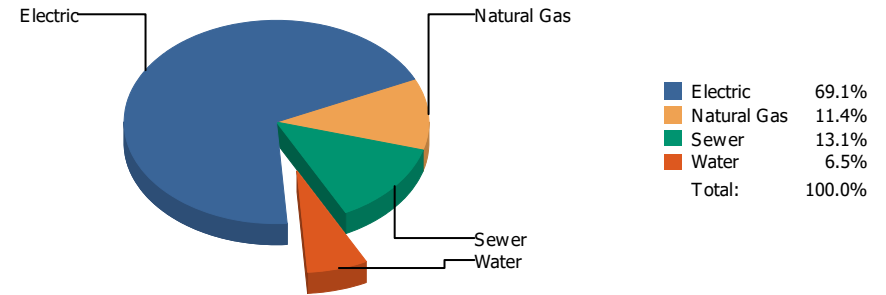


| Commodity | Common Use | Energy Use | Energy Use / Area | Total Cost | Cost / Unit | Cost / Area |
|---|---------------|--------------------|------------------------|--------------------|--------------|---------------|
| Place: [ROSS] ROSS 042 [BUILDING] | | | | | | |
| Area: 131,497 SqFt | | | | | | |
| Billing Period: May 2020 | | | | | | |
| ELECTRIC | 19,604.00 kWh | 66,889 KBtu | 0.509 KBtu/SqFt | \$2,520.52 | \$0.129 /kWh | \$0.019 /SqFt |
| NATURALGAS | 309.00 CCF | 31,827 KBtu | 0.242 KBtu/SqFt | \$214.60 | \$0.694 /CCF | \$0.002 /SqFt |
| SEWER | 282.00 CCF | | | \$842.92 | \$2.989 /CCF | \$0.006 /SqFt |
| WATER | 1,613.00 CCF | | | \$9,701.87 | \$6.015 /CCF | \$0.074 /SqFt |
| Totals: | | 98,716 KBtu | 0.751 KBtu/SqFt | \$13,279.91 | | |

Energy

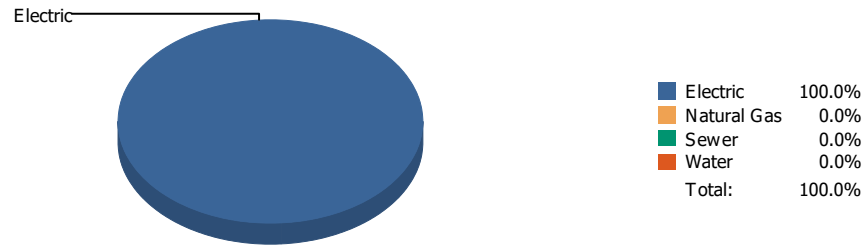


Cost

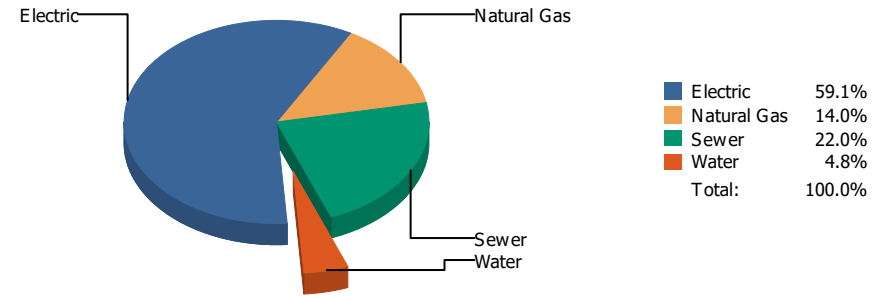


| Commodity | Common Use | Energy Use | Energy Use / Area | Total Cost | Cost / Unit | Cost / Area |
|---|---------------|--------------------|------------------------|-------------------|---------------|---------------|
| Place: [RUSK] RUSK 138 [BUILDING] | | | | | | |
| Area: 67,240 SqFt | | | | | | |
| Billing Period: May 2020 | | | | | | |
| ELECTRIC | 11,820.00 kWh | 40,330 KBtu | 0.600 KBtu/SqFt | \$1,683.04 | \$0.142 /kWh | \$0.025 /SqFt |
| NATURALGAS | 254.00 CCF | 26,162 KBtu | 0.389 KBtu/SqFt | \$276.56 | \$1.089 /CCF | \$0.004 /SqFt |
| SEWER | 50.00 CCF | | | \$319.54 | \$6.391 /CCF | \$0.005 /SqFt |
| WATER | 6.00 CCF | | | \$157.22 | \$26.203 /CCF | \$0.002 /SqFt |
| Totals: | | 66,492 KBtu | 0.989 KBtu/SqFt | \$2,436.36 | | |

Energy

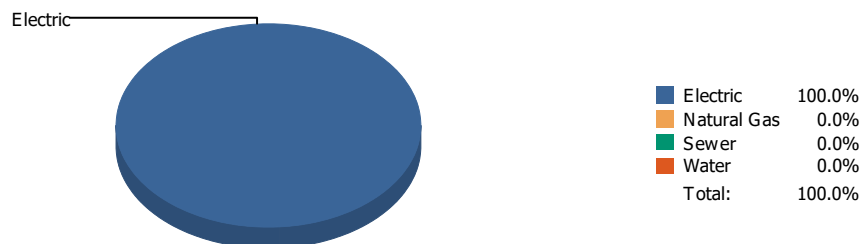


Cost

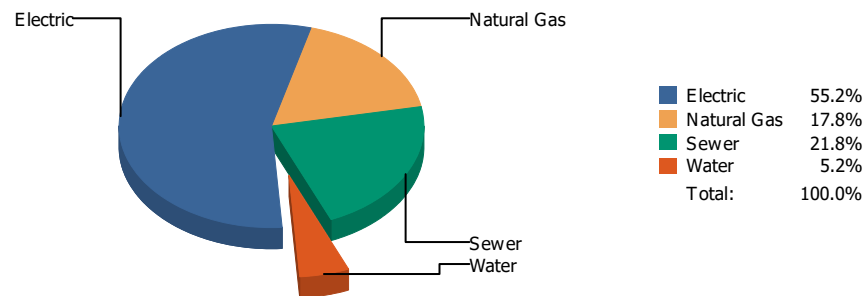


| Commodity | Common Use | Energy Use | Energy Use / Area | Total Cost | Cost / Unit | Cost / Area |
|--|--------------|-------------------|------------------------|-----------------|---------------|---------------|
| Place: [SAN-JAC] SAN JACINTO 139 [BUILDING] | | | | | | |
| Area: 29,589 SqFt | | | | | | |
| Billing Period: May 2020 | | | | | | |
| ELECTRIC | 1,900.00 kWh | 6,483 KBtu | 0.219 KBtu/SqFt | \$365.14 | \$0.192 /kWh | \$0.012 /SqFt |
| NATURALGAS | 0.00 CCF | 0 KBtu | 0.000 KBtu/SqFt | \$86.48 | \$0.000 /CCF | \$0.003 /SqFt |
| SEWER | 14.00 CCF | | | \$136.01 | \$9.715 /CCF | \$0.005 /SqFt |
| WATER | 2.00 CCF | | | \$29.87 | \$14.935 /CCF | \$0.001 /SqFt |
| Totals: | | 6,483 KBtu | 0.219 KBtu/SqFt | \$617.50 | | |

Energy

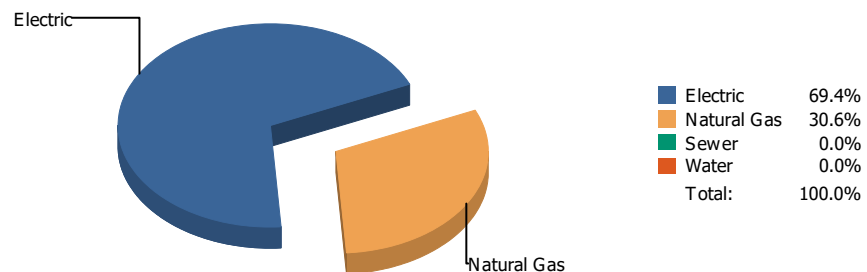


Cost

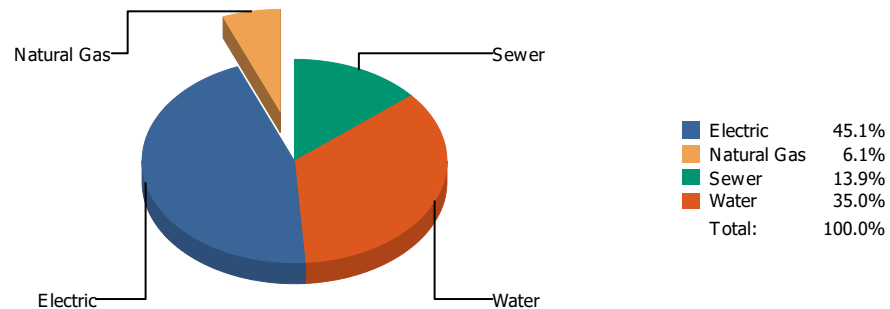


| Commodity | Common Use | Energy Use | Energy Use / Area | Total Cost | Cost / Unit | Cost / Area |
|--|------------|-----------------|------------------------|-----------------|--------------|---------------|
| Place: [SCHUSTER] SCHUSTER 140 [BUILDING] | | | | | | |
| Area: 34,371 SqFt | | | | | | |
| Billing Period: May 2020 | | | | | | |
| ELECTRIC | 175.00 kWh | 597 KBtu | 0.017 KBtu/SqFt | \$268.20 | \$1.533 /kWh | \$0.008 /SqFt |
| NATURALGAS | 0.00 CCF | 0 KBtu | 0.000 KBtu/SqFt | \$86.48 | \$0.000 /CCF | \$0.003 /SqFt |
| SEWER | 0.00 CCF | | | \$105.77 | \$0.000 /CCF | \$0.003 /SqFt |
| WATER | 0.00 CCF | | | \$25.17 | \$0.000 /CCF | \$0.001 /SqFt |
| Totals: | | 597 KBtu | 0.017 KBtu/SqFt | \$485.62 | | |

Energy

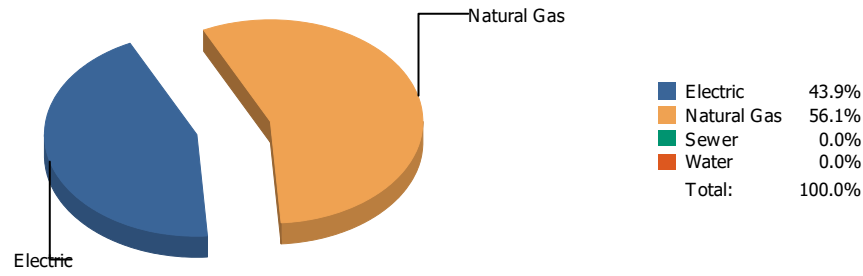


Cost

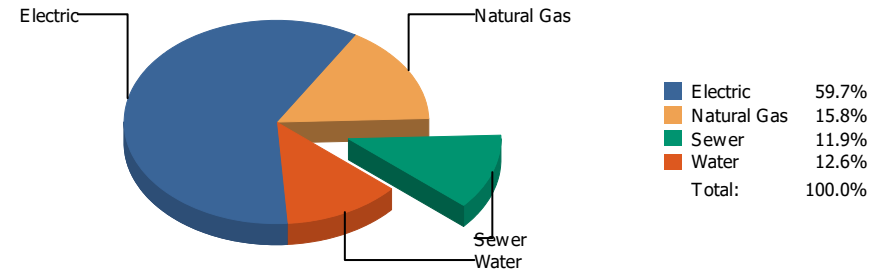


| Commodity | Common Use | Energy Use | Energy Use / Area | Total Cost | Cost / Unit | Cost / Area |
|--|--------------|--------------------|------------------------|-------------------|--------------|---------------|
| Place: [STANTON] STANTON 141 [BUILDING] | | | | | | |
| Area: 75,957 SqFt | | | | | | |
| Billing Period: May 2020 | | | | | | |
| ELECTRIC | 8,406.00 kWh | 28,681 KBtu | 0.378 KBtu/SqFt | \$1,660.84 | \$0.198 /kWh | \$0.022 /SqFt |
| NATURALGAS | 123.00 CCF | 12,669 KBtu | 0.167 KBtu/SqFt | \$223.02 | \$1.813 /CCF | \$0.003 /SqFt |
| SEWER | 149.00 CCF | | | \$511.67 | \$3.434 /CCF | \$0.007 /SqFt |
| WATER | 340.00 CCF | | | \$1,289.79 | \$3.794 /CCF | \$0.017 /SqFt |
| Totals: | | 41,350 KBtu | 0.544 KBtu/SqFt | \$3,685.32 | | |

Energy

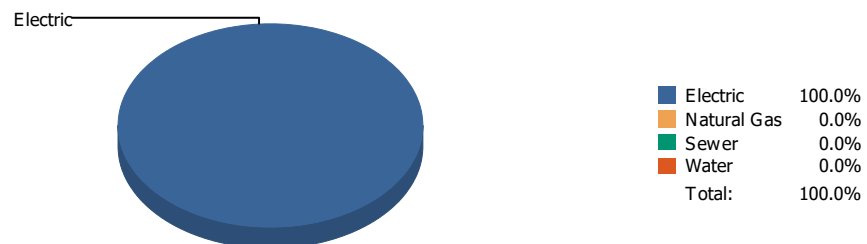


Cost

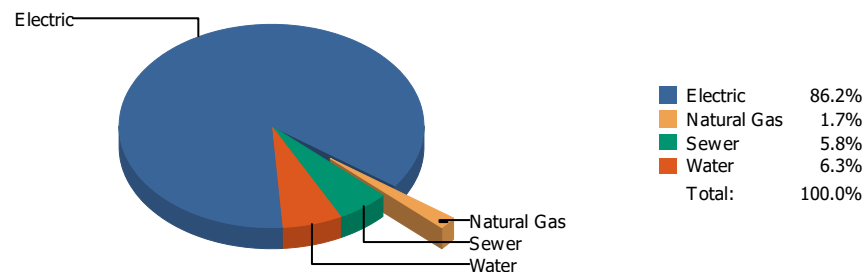


| Commodity | Common Use | Energy Use | Energy Use / Area | Total Cost | Cost / Unit | Cost / Area |
|---|--------------|--------------------|------------------------|-------------------|--------------|---------------|
| Place: [SUNSET-HIGH_1] SUNSET HIGH SCHOOL [BUILDING] | | | | | | |
| Area: 33,263 SqFt | | | | | | |
| Billing Period: May 2020 | | | | | | |
| ELECTRIC | 9,360.00 kWh | 31,936 KBtu | 0.960 KBtu/SqFt | \$935.62 | \$0.100 /kWh | \$0.028 /SqFt |
| NATURALGAS | 396.00 CCF | 40,788 KBtu | 1.226 KBtu/SqFt | \$247.81 | \$0.626 /CCF | \$0.007 /SqFt |
| SEWER | 37.00 CCF | | | \$185.69 | \$5.019 /CCF | \$0.006 /SqFt |
| WATER | 34.00 CCF | | | \$197.85 | \$5.819 /CCF | \$0.006 /SqFt |
| Totals: | | 72,724 KBtu | 2.186 KBtu/SqFt | \$1,566.97 | | |

Energy

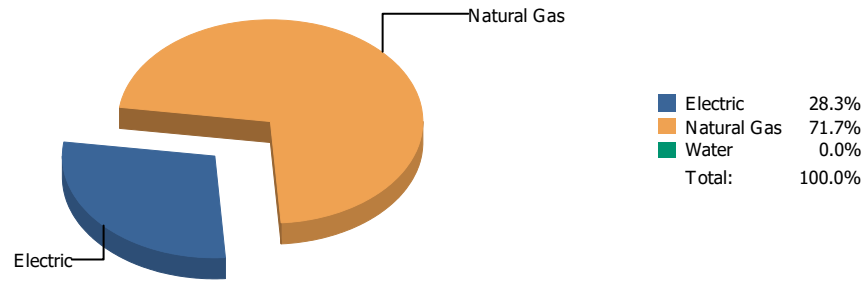


Cost

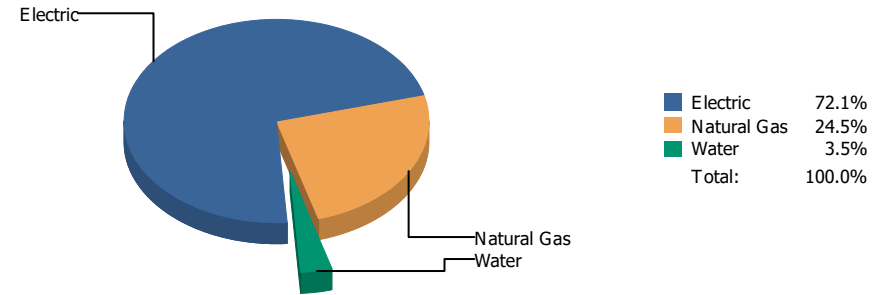


| Commodity | Common Use | Energy Use | Energy Use / Area | Total Cost | Cost / Unit | Cost / Area |
|---|---------------|---------------------|------------------------|-------------------|---------------|---------------|
| Place: [TELLES] R. TELLES ACADEMY 027 [BUILDING] | | | | | | |
| Area: 38,000 SqFt | | | | | | |
| Billing Period: May 2020 | | | | | | |
| ELECTRIC | 35,600.00 kWh | 121,467 KBtu | 3.197 KBtu/SqFt | \$4,413.38 | \$0.124 /kWh | \$0.116 /SqFt |
| NATURALGAS | 0.00 CCF | 0 KBtu | 0.000 KBtu/SqFt | \$86.48 | \$0.000 /CCF | \$0.002 /SqFt |
| SEWER | 28.00 CCF | | | \$294.28 | \$10.510 /CCF | \$0.008 /SqFt |
| WATER | 22.00 CCF | | | \$323.13 | \$14.688 /CCF | \$0.008 /SqFt |
| Totals: | | 121,467 KBtu | 3.197 KBtu/SqFt | \$5,117.27 | | |

Energy

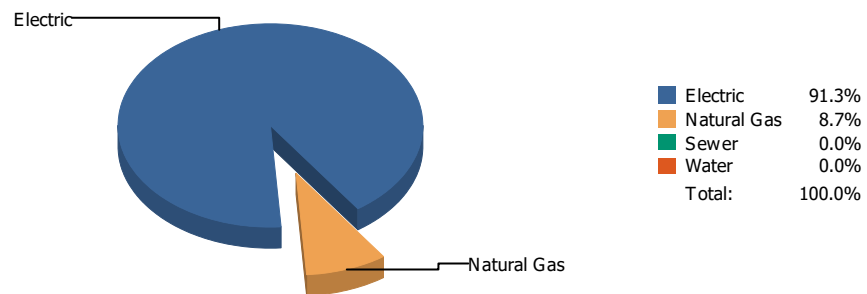


Cost

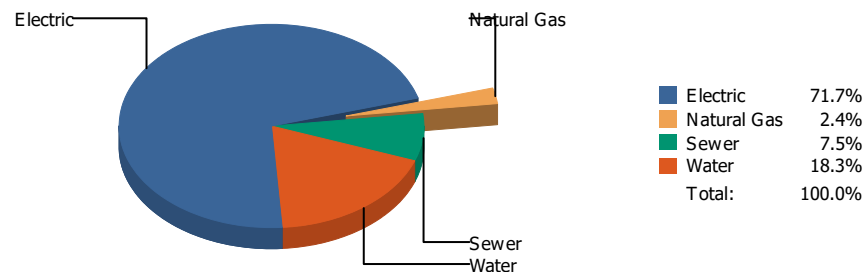


| Commodity | Common Use | Energy Use | Energy Use / Area | Total Cost | Cost / Unit | Cost / Area |
|--|--------------|--------------------|------------------------|-------------------|--------------|---------------|
| Place: [TERRACE] TERRACE HILLS 048 [BUILDING] | | | | | | |
| Area: 138,021 SqFt | | | | | | |
| Billing Period: May 2020 | | | | | | |
| ELECTRIC | 7,200.00 kWh | 24,566 KBtu | 0.178 KBtu/SqFt | \$1,234.68 | \$0.171 /kWh | \$0.009 /SqFt |
| NATURALGAS | 604.00 CCF | 62,212 KBtu | 0.451 KBtu/SqFt | \$419.15 | \$0.694 /CCF | \$0.003 /SqFt |
| WATER | 0.00 CCF | | | \$59.49 | \$0.000 /CCF | \$0.000 /SqFt |
| Totals: | | 86,778 KBtu | 0.629 KBtu/SqFt | \$1,713.32 | | |

Energy

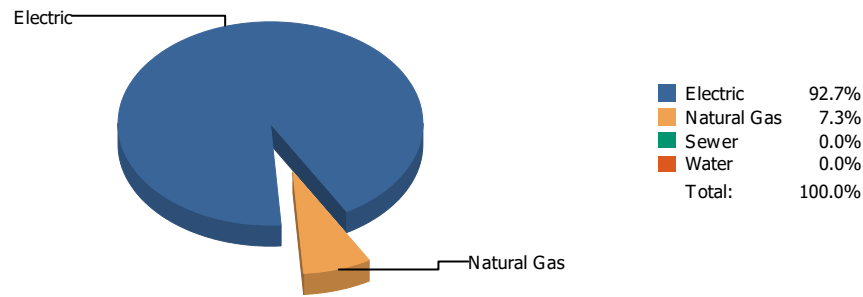


Cost

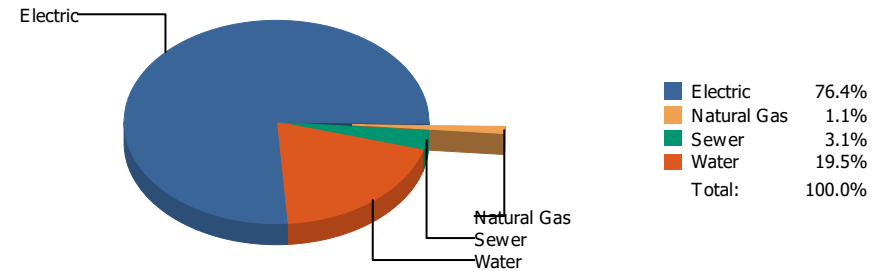


| Commodity | Common Use | Energy Use | Energy Use / Area | Total Cost | Cost / Unit | Cost / Area |
|---|---------------|---------------------|------------------------|-------------------|--------------|---------------|
| Place: [TIPPENELEMENTARY] TIPPIN ELEMENTARY 168 [BUILDING] | | | | | | |
| Area: 88,360 SqFt | | | | | | |
| Billing Period: May 2020 | | | | | | |
| ELECTRIC | 37,080.00 kWh | 126,517 KBtu | 1.432 KBtu/SqFt | \$3,976.99 | \$0.107 /kWh | \$0.045 /SqFt |
| NATURALGAS | 117.00 CCF | 12,051 KBtu | 0.136 KBtu/SqFt | \$135.09 | \$1.155 /CCF | \$0.002 /SqFt |
| SEWER | 85.00 CCF | | | \$417.40 | \$4.911 /CCF | \$0.005 /SqFt |
| WATER | 187.00 CCF | | | \$1,015.36 | \$5.430 /CCF | \$0.011 /SqFt |
| Totals: | | 138,568 KBtu | 1.568 KBtu/SqFt | \$5,544.84 | | |

Energy

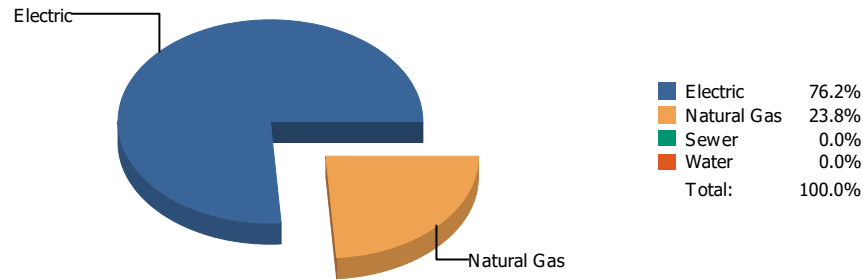


Cost

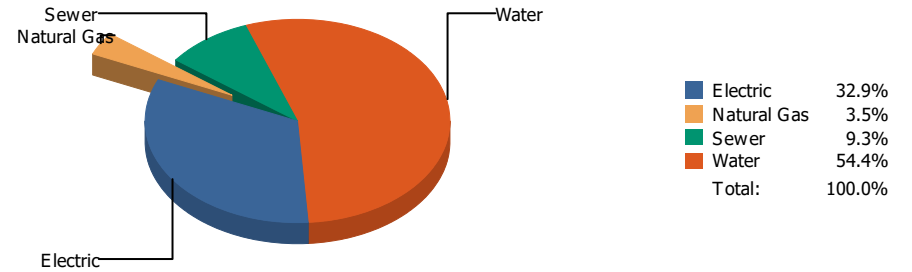


| Commodity | Common Use | Energy Use | Energy Use / Area | Total Cost | Cost / Unit | Cost / Area |
|---|---------------|---------------------|------------------------|--------------------|--------------|---------------|
| Place: [TOMLEA_2] TOM LEA 178 [BUILDING] | | | | | | |
| Area: 88,828 SqFt | | | | | | |
| Billing Period: May 2020 | | | | | | |
| ELECTRIC | 47,320.00 kWh | 161,456 KBtu | 1.818 KBtu/SqFt | \$9,694.48 | \$0.205 /kWh | \$0.109 /SqFt |
| NATURALGAS | 124.00 CCF | 12,772 KBtu | 0.144 KBtu/SqFt | \$137.05 | \$1.105 /CCF | \$0.002 /SqFt |
| SEWER | 72.00 CCF | | | \$389.32 | \$5.407 /CCF | \$0.004 /SqFt |
| WATER | 453.00 CCF | | | \$2,468.15 | \$5.448 /CCF | \$0.028 /SqFt |
| Totals: | | 174,228 KBtu | 1.961 KBtu/SqFt | \$12,689.00 | | |

Energy

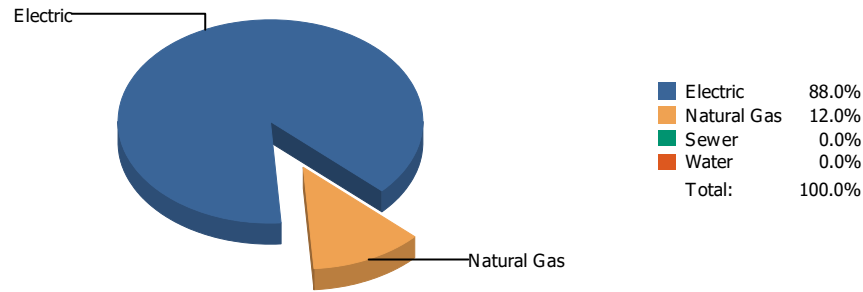


Cost

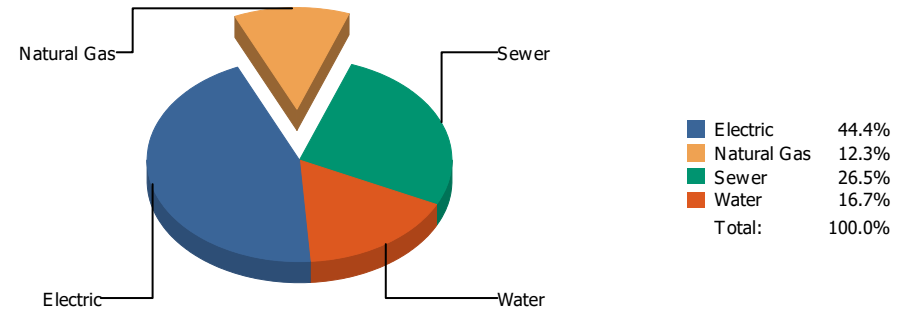


| Commodity | Common Use | Energy Use | Energy Use / Area | Total Cost | Cost / Unit | Cost / Area |
|---|--------------|--------------------|------------------------|-------------------|--------------|---------------|
| Place: [TRAVIS] TRAVIS 143 [BUILDING] | | | | | | |
| Area: 78,925 SqFt | | | | | | |
| Billing Period: May 2020 | | | | | | |
| ELECTRIC | 9,000.00 kWh | 30,708 KBtu | 0.389 KBtu/SqFt | \$1,173.14 | \$0.130 /kWh | \$0.015 /SqFt |
| NATURALGAS | 93.00 CCF | 9,579 KBtu | 0.121 KBtu/SqFt | \$124.42 | \$1.338 /CCF | \$0.002 /SqFt |
| SEWER | 66.00 CCF | | | \$332.39 | \$5.036 /CCF | \$0.004 /SqFt |
| WATER | 330.00 CCF | | | \$1,941.13 | \$5.882 /CCF | \$0.025 /SqFt |
| Totals: | | 40,287 KBtu | 0.510 KBtu/SqFt | \$3,571.08 | | |

Energy

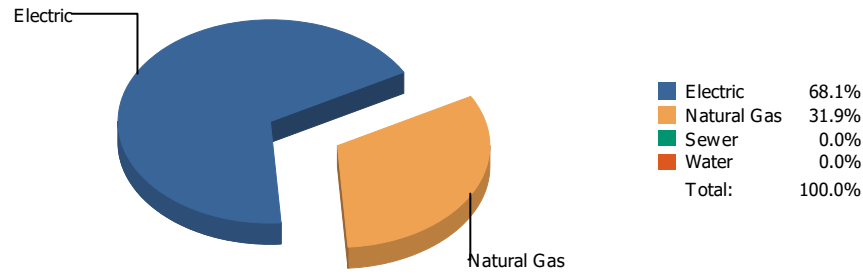


Cost

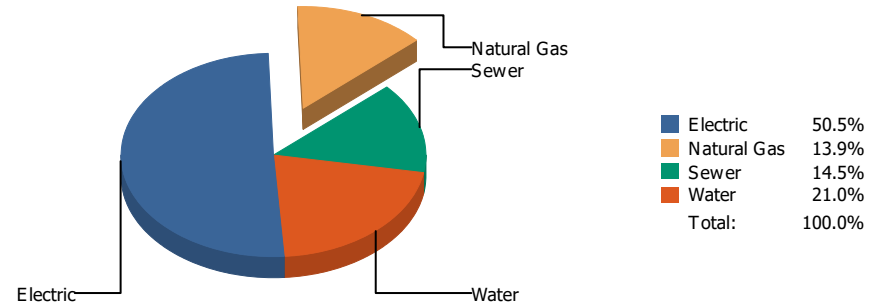


| Commodity | Common Use | Energy Use | Energy Use / Area | Total Cost | Cost / Unit | Cost / Area |
|---|---------------|--------------------|------------------------|-------------------|--------------|---------------|
| Place: [VILAS] VILAS 144 [BUILDING] | | | | | | |
| Area: 66,992 SqFt | | | | | | |
| Billing Period: May 2020 | | | | | | |
| ELECTRIC | 10,423.00 kWh | 35,563 KBtu | 0.531 KBtu/SqFt | \$1,003.78 | \$0.096 /kWh | \$0.015 /SqFt |
| NATURALGAS | 47.00 CCF | 4,841 KBtu | 0.072 KBtu/SqFt | \$278.89 | \$5.934 /CCF | \$0.004 /SqFt |
| SEWER | 82.00 CCF | | | \$600.20 | \$7.320 /CCF | \$0.009 /SqFt |
| WATER | 39.00 CCF | | | \$377.89 | \$9.689 /CCF | \$0.005 /SqFt |
| Totals: | | 40,404 KBtu | 0.603 KBtu/SqFt | \$2,260.76 | | |

Energy



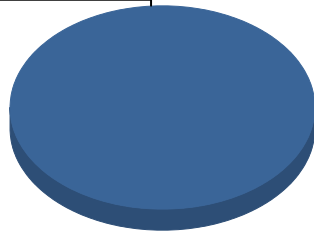
Cost



| Commodity | Common Use | Energy Use | Energy Use / Area | Total Cost | Cost / Unit | Cost / Area |
|--|--------------|--------------------|------------------------|-------------------|---------------|---------------|
| Place: [WAINWRIG] WAINWRIGHT 145 [BUILDING] | | | | | | |
| Area: 38,227 SqFt | | | | | | |
| Billing Period: May 2020 | | | | | | |
| ELECTRIC | 7,725.00 kWh | 26,358 KBtu | 0.690 KBtu/SqFt | \$803.83 | \$0.104 /kWh | \$0.021 /SqFt |
| NATURALGAS | 120.00 CCF | 12,360 KBtu | 0.323 KBtu/SqFt | \$221.88 | \$1.849 /CCF | \$0.006 /SqFt |
| SEWER | 9.00 CCF | | | \$230.98 | \$25.664 /CCF | \$0.006 /SqFt |
| WATER | 42.00 CCF | | | \$334.60 | \$7.967 /CCF | \$0.009 /SqFt |
| Totals: | | 38,718 KBtu | 1.013 KBtu/SqFt | \$1,591.29 | | |

Energy

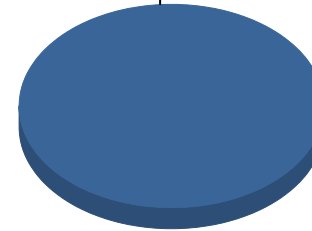
Electric



■ Electric 100.0%
Total: 100.0%

Cost

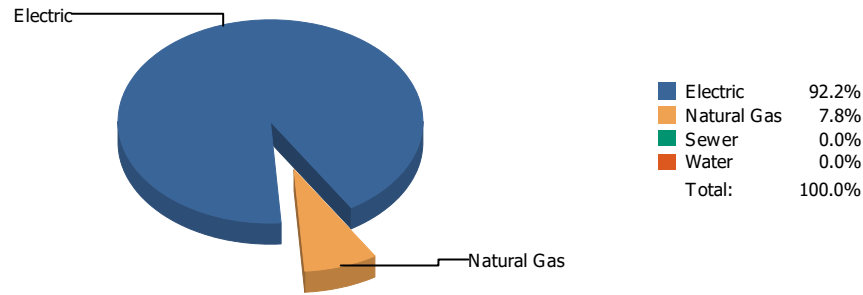
Electric



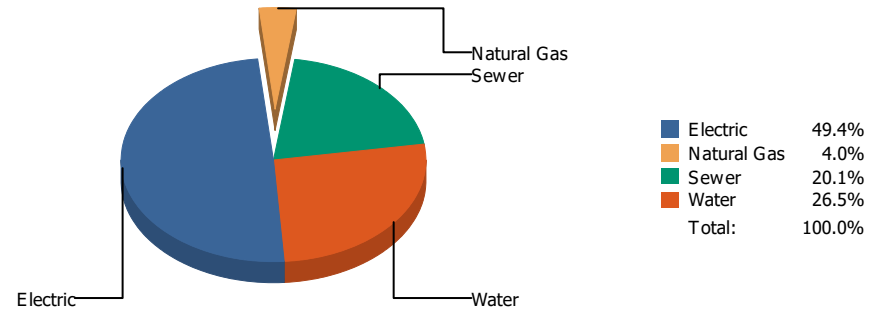
■ Electric 100.0%
Total: 100.0%

| Commodity | Common Use | Energy Use | Energy Use / Area | Total Cost | Cost / Unit | Cost / Area |
|---|--------------|-------------------|------------------------|-----------------|--------------|---------------|
| Place: [WESTSIDE] WESTSIDE TRANSPORTATION 951 [BUILDING] | | | | | | |
| Area: 4,040 SqFt | | | | | | |
| Billing Period: May 2020 | | | | | | |
| ELECTRIC | 1,398.00 kWh | 4,770 KBtu | 1.181 KBtu/SqFt | \$198.13 | \$0.142 /kWh | \$0.049 /SqFt |
| Totals: | | 4,770 KBtu | 1.181 KBtu/SqFt | \$198.13 | | |

Energy

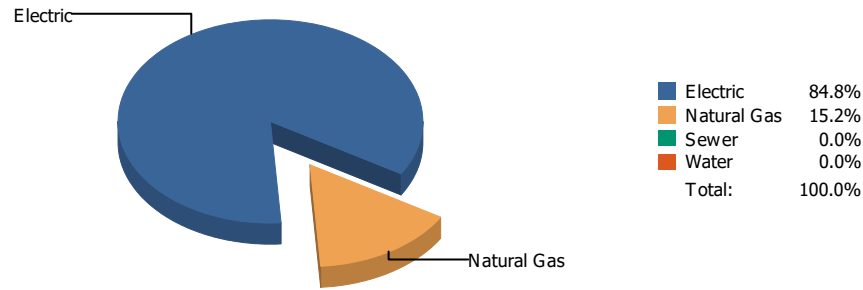


Cost

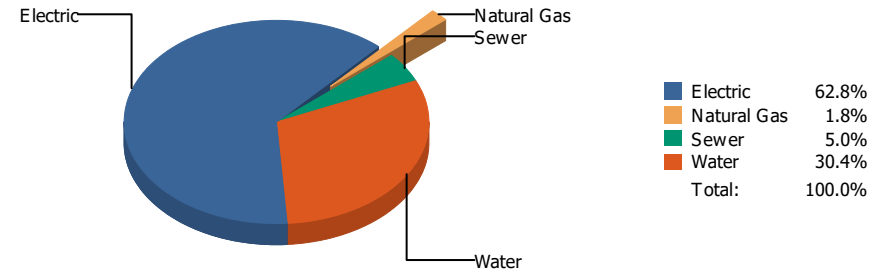


| Commodity | Common Use | Energy Use | Energy Use / Area | Total Cost | Cost / Unit | Cost / Area |
|---|---------------|--------------------|------------------------|-------------------|--------------|---------------|
| Place: [W-HILLS] WESTERN HILLS 146 [BUILDING] | | | | | | |
| Area: 77,753 SqFt | | | | | | |
| Billing Period: May 2020 | | | | | | |
| ELECTRIC | 17,400.00 kWh | 59,369 KBtu | 0.764 KBtu/SqFt | \$1,317.09 | \$0.076 /kWh | \$0.017 /SqFt |
| NATURALGAS | 49.00 CCF | 5,047 KBtu | 0.065 KBtu/SqFt | \$106.45 | \$2.172 /CCF | \$0.001 /SqFt |
| SEWER | 81.00 CCF | | | \$535.07 | \$6.606 /CCF | \$0.007 /SqFt |
| WATER | 151.00 CCF | | | \$705.13 | \$4.670 /CCF | \$0.009 /SqFt |
| Totals: | | 64,416 KBtu | 0.828 KBtu/SqFt | \$2,663.74 | | |

Energy

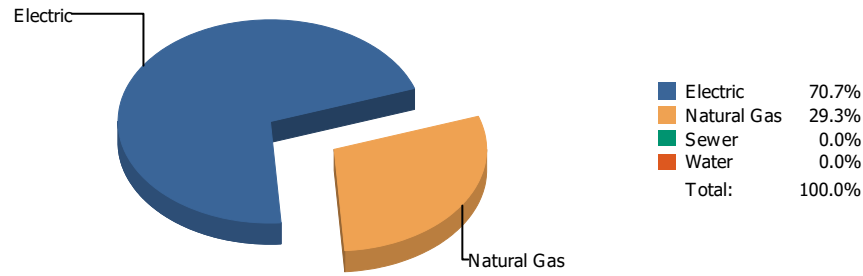


Cost

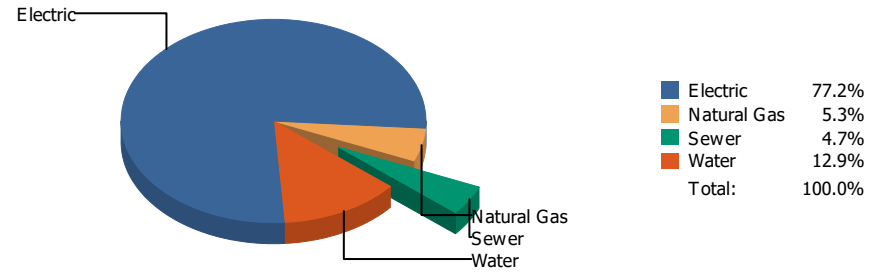


| Commodity | Common Use | Energy Use | Energy Use / Area | Total Cost | Cost / Unit | Cost / Area |
|---|---------------|---------------------|------------------------|-------------------|--------------|---------------|
| Place: [WHITAKER] WHITAKER 153 [BUILDING] | | | | | | |
| Area: 89,458 SqFt | | | | | | |
| Billing Period: May 2020 | | | | | | |
| ELECTRIC | 31,320.00 kWh | 106,864 KBtu | 1.195 KBtu/SqFt | \$5,598.10 | \$0.179 /kWh | \$0.063 /SqFt |
| NATURALGAS | 186.00 CCF | 19,158 KBtu | 0.214 KBtu/SqFt | \$162.35 | \$0.873 /CCF | \$0.002 /SqFt |
| SEWER | 48.00 CCF | | | \$443.25 | \$9.234 /CCF | \$0.005 /SqFt |
| WATER | 734.00 CCF | | | \$2,714.19 | \$3.698 /CCF | \$0.030 /SqFt |
| Totals: | | 126,022 KBtu | 1.409 KBtu/SqFt | \$8,917.89 | | |

Energy

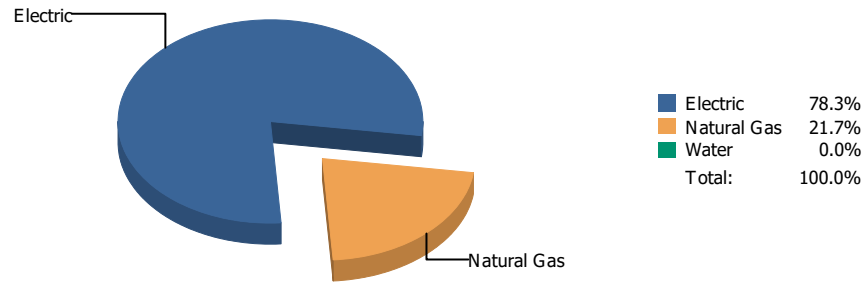


Cost

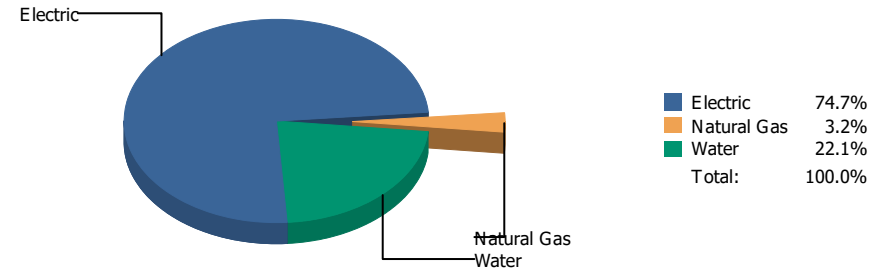


| Commodity | Common Use | Energy Use | Energy Use / Area | Total Cost | Cost / Unit | Cost / Area |
|---|---------------|---------------------|------------------------|-------------------|--------------|---------------|
| Place: [WHITE] ZACH WHITE ELEMENTARY NEW-1997 [BUILDING] | | | | | | |
| Area: 92,458 SqFt | | | | | | |
| Billing Period: May 2020 | | | | | | |
| ELECTRIC | 47,700.00 kWh | 162,752 KBtu | 1.760 KBtu/SqFt | \$6,432.04 | \$0.135 /kWh | \$0.070 /SqFt |
| NATURALGAS | 655.00 CCF | 67,465 KBtu | 0.730 KBtu/SqFt | \$441.14 | \$0.673 /CCF | \$0.005 /SqFt |
| SEWER | 82.00 CCF | | | \$388.66 | \$4.740 /CCF | \$0.004 /SqFt |
| WATER | 285.00 CCF | | | \$1,074.49 | \$3.770 /CCF | \$0.011 /SqFt |
| Totals: | | 230,217 KBtu | 2.490 KBtu/SqFt | \$8,336.33 | | |

Energy

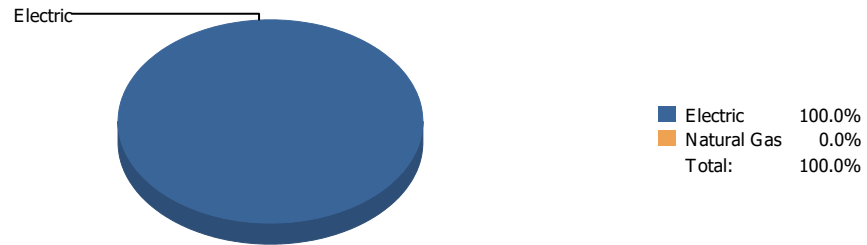


Cost

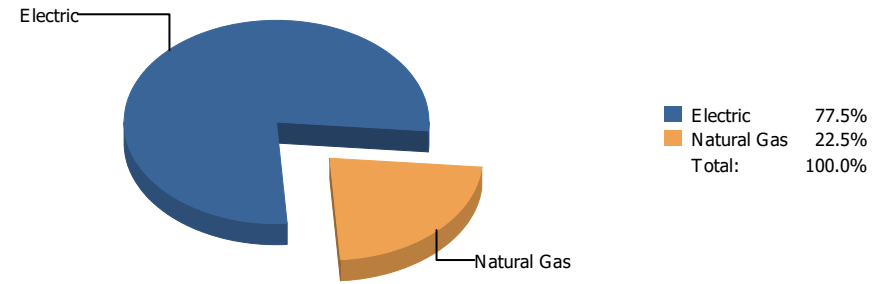


| Commodity | Common Use | Energy Use | Energy Use / Area | Total Cost | Cost / Unit | Cost / Area |
|---|---------------|---------------------|------------------------|-------------------|--------------|---------------|
| Place: [WIGGS] WIGGS 052 [BUILDING] | | | | | | |
| Area: 110,689 SqFt | | | | | | |
| Billing Period: May 2020 | | | | | | |
| ELECTRIC | 33,920.00 kWh | 115,735 KBtu | 1.046 KBtu/SqFt | \$5,021.93 | \$0.148 /kWh | \$0.045 /SqFt |
| NATURALGAS | 312.00 CCF | 32,136 KBtu | 0.290 KBtu/SqFt | \$213.72 | \$0.685 /CCF | \$0.002 /SqFt |
| WATER | 382.00 CCF | | | \$1,487.94 | \$3.895 /CCF | \$0.013 /SqFt |
| Totals: | | 147,871 KBtu | 1.336 KBtu/SqFt | \$6,723.59 | | |

Energy

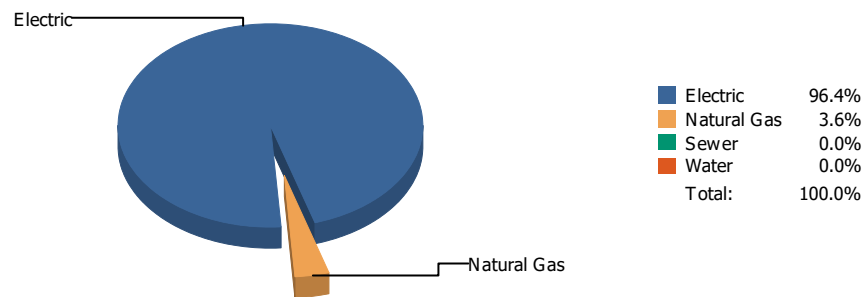


Cost

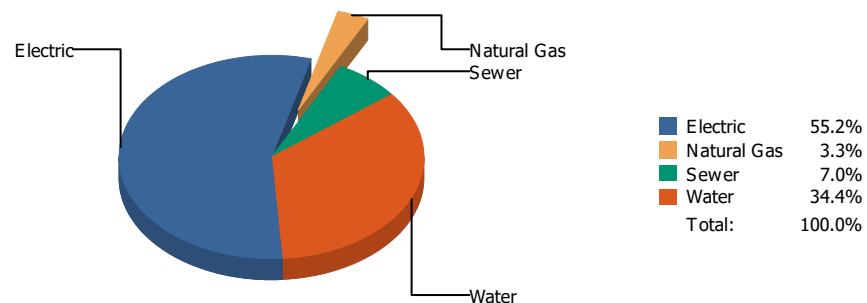


| Commodity | Common Use | Energy Use | Energy Use / Area | Total Cost | Cost / Unit | Cost / Area |
|--|------------|-------------------|-------------------|-----------------|--------------|-------------|
| Place: [ZANEGREYWAREHOUSE] ZANE GREY WAREHOUSE [BUILDING] | | | | | | |
| Area: 0 SqFt | | | | | | |
| Billing Period: May 2020 | | | | | | |
| ELECTRIC | 823.00 kWh | 2,808 KBtu | | \$298.41 | \$0.363 /kWh | |
| NATURALGAS | 0.00 CCF | 0 KBtu | | \$86.48 | \$0.000 /CCF | |
| Totals: | | 2,808 KBtu | | \$384.89 | | |

Energy

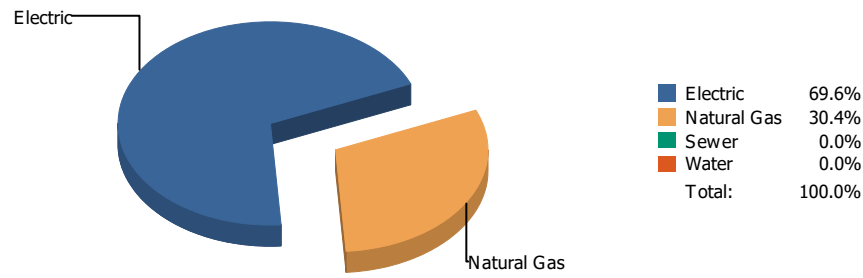


Cost

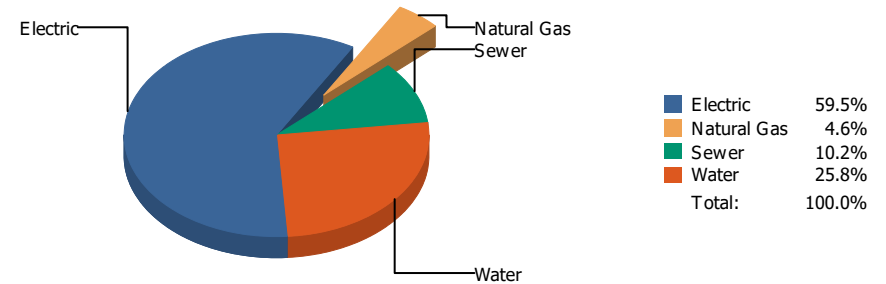


| Commodity | Common Use | Energy Use | Energy Use / Area | Total Cost | Cost / Unit | Cost / Area |
|---|--------------|--------------------|------------------------|-------------------|--------------|---------------|
| Place: [ZAVALA] ZAVALA 148 [BUILDING] | | | | | | |
| Area: 53,356 SqFt | | | | | | |
| Billing Period: May 2020 | | | | | | |
| ELECTRIC | 8,070.00 kWh | 27,535 KBtu | 0.516 KBtu/SqFt | \$1,506.52 | \$0.187 /kWh | \$0.028 /SqFt |
| NATURALGAS | 10.00 CCF | 1,030 KBtu | 0.019 KBtu/SqFt | \$90.63 | \$9.063 /CCF | \$0.002 /SqFt |
| SEWER | 40.00 CCF | | | \$192.17 | \$4.804 /CCF | \$0.004 /SqFt |
| WATER | 107.00 CCF | | | \$938.93 | \$8.775 /CCF | \$0.017 /SqFt |
| Totals: | | 28,565 KBtu | 0.535 KBtu/SqFt | \$2,728.25 | | |

Energy



Cost



| Commodity | Common Use | Energy Use | Energy Use / Area | Total Cost | Cost / Unit | Cost / Area |
|---------------------------------|------------------|------------------------|------------------------|---------------------|--------------|---------------|
| Place Summary Report | | | | | | |
| Area: 10,731,292 SqFt | | | | | | |
| Billing Period: May 2020 | | | | | | |
| ELECTRIC | 2,553,948.00 kWh | 8,714,071 KBtu | 0.812 KBtu/SqFt | \$386,027.56 | \$0.151 /kWh | \$0.036 /SqFt |
| NATURALGAS | 36,883.00 CCF | 3,798,949 KBtu | 0.354 KBtu/SqFt | \$29,795.99 | \$0.808 /CCF | \$0.003 /SqFt |
| SEWER | 17,174.00 CCF | | | \$66,166.41 | \$3.853 /CCF | \$0.006 /SqFt |
| WATER | 35,594.00 CCF | | | \$167,160.46 | \$4.696 /CCF | \$0.016 /SqFt |
| Totals: | | 12,513,020 KBtu | 1.166 KBtu/SqFt | \$649,150.42 | | |

* Please note per area calculations only include buildings with a floor area greater than 0.

Requested by: eagarci2

Client version:

Report version: 9

Filters: Meters in Building Name: Not one of ZACH WHITE MODULAR SCHOOL 147;START SCHOOL EARLY 1 DAY VALUE;STADIUM RATE CHANGES;SKY PARK IB1;SKY PARK I 200;SKY PARK;ROOSEVELT 137;REMCON COTTAGES;PARKDALE COTTAGES 957;NORTHEAST BOOK DEPOSITORY 814;NEW COMPUTERS SINCE JUNE 1990;Lighting;HERCULES COTTAGES 141A;CANYON HILLS PORTABLES;Butterfield Trail Warehouse;BRANON COTTAGES 955 ;BLUE FLAME BLDG.;BARCELONA COTTAGES;ALL REFUNDS AND REBATES; ; Bill is Void Equals 0; Account is Active Equals 1; Bill is from External Vendor Equals 1; ; Billing Period Equals May 2020

Record count: 0